

Eurobarometer 74.3 - Variable Report

Eurobarometer 74.3

The European Parliament, Energy Supply, Data Protection and Electronic Identity, Chemical Labeling and Rare Diseases
November-December 2010

Documentation of the Archive release; dataset version 5.2.0

GESIS Study No. ZA5450, doi: 10.4232/1.11627

ICPSR Study No. 34264

Principal Investigator:

Antonis Papacostas (Head of Eurobarometer Unit)



EUROPEAN COMMISSION

Directorate-General Communication

Fieldwork Coordination: TNS Opinion & Social, Brussels

GESIS-Variable Reports No. 2013|6

Eurobarometer 74.3 – Variable Report

Documentation of the Archive release, dataset version 5.2.0

GESIS Study No. ZA5450, doi: 10.4232/1.11627

Documentation release 2013/04/30

GESIS Data Archive for the Social Sciences

GESIS – Leibniz Institute for the Social Sciences 2013

GESIS-Variable Reports

GESIS – Leibniz Institute for the Social Sciences
50667 Köln
Unter Sachsenhausen 6-8
Germany
Phone: +49/(0)221/47694-0
Fax: +49/(0)221/47694-199
E-Mail: meinhard.moschner@gesis.org

ISSN: 2190-6742 (Online)

Publisher: GESIS – Leibniz-Institute for the Social Sciences
Unter Sachsenhausen 6-8, 50667 Köln
info@gesis.org, www.gesis.org

Acknowledgements

Standard & Special Eurobarometer surveys are conducted on behalf of the European Commission, under the responsibility of the Directorate-General Communication and on occasion requested by other departments according to the policy they deal with. From the outset the European Commission is generously granting access to Eurobarometer primary data for re-use in social science research and training.

The integrated original datasets and related materials are delivered by the respective survey research institute in charge of survey implementation and fieldwork co-ordination.

Preparation and documentation of Eurobarometer primary data for long term preservation and usability happen in a cooperative arrangement between the teams at Inter-University Consortium for Political and Social Research (ICPSR) and GESIS Data Archive for the Social Sciences.

Contents

Introduction and preliminary remarks.....	IV
1 Study Description – Eurobarometer 74.3.....	V
1.1 Bibliographic information.....	V
1.1.1 Archive study numbers.....	V
1.1.2 Title and archive subtitle	V
1.1.3 Principal investigator	V
1.1.4 Bibliographic citation	V
1.2 Content.....	VI
1.2.1 Abstract	VI
1.2.2 Topic classification.....	VI
1.2.3 Related publications.....	VII
1.3 Universe.....	VII
1.4 Sampling procedure	VII
1.5 Fieldwork.....	VIII
1.6 Mode of data collection.....	IX
1.7 Weighting	X
1.8 Data preparation	XI
1.9 Further remarks	XII
2 Eurobarometer Series Description	XIII
2.1 Series name.....	XIII
2.2 Series information	XIII
2.3 Principal investigators and institutional background	XIII
2.4 Development of geographical and population coverage.....	XIII
2.5 Standard question program and special topics.....	XVI
3 Dataset structure and standards.....	XIX
3.1 Dataset structure.....	XIX
3.2 Coding frames.....	XIX
3.2.1 Country specific answer categories.....	XIX
3.2.2 Missing values	XXI
3.3 International documentation standard	XXI
4 Explanation of the variable documentation	XXII
5 Variable Documentation.....	XXIV

List of tables

Table 1: Participating countries (regions) and fieldwork information for Eurobarometer 74.3.....	VIII
Table 2: Overview of population size weights.....	XI
Table 3: EU enlargement and countries covered by Standard and Special Eurobarometer	XIV
Table 4: Oversamples for special topic Eurobarometer	XVI
Table 5: Overview of Eurobarometer surveys with standard EU and trend question modules	XVII
Table 6: ZEUS Party Family Code (slightly modified)	XX

Introduction and preliminary remarks

The variable reports of the Standard & Special Eurobarometer survey series offer a comprehensive description of the data on study and variable level. For each Eurobarometer individual variable reports are provided. The reports are structured into five sections: Section one provides the description of the respective Eurobarometer Study, including bibliographic information, abstract, methodological specifications, remarks on weighting and general notes on data preparation. Section two gives an historical overview of the Eurobarometer Survey Series, including the institutional background and the development of geographical and topical coverage. A third section provides general information about the structure of Eurobarometer datasets, documentation standards and variable coding frames. Section four explains the details of the 'Variable Documentation' part in the following section five, which is the documentation of the variables with the complete question texts and answer categories of the master questionnaire and the corresponding archival remarks on data preparation or inconsistencies, if applicable. In addition, this variable report contains frequency counts, by country (sample), for almost all variables. These frequencies are based on weighted data using the adequate post-stratification weight, if applicable and as indicated in each table.

Data access

Primary data for statistical analysis and related documentation (basic bilingual questionnaires, national field questionnaire versions and variable reports) are made available online by GESIS (<http://zacat.gesis.org>), by the Inter-university Consortium for Political and Social Research through the ICPSR membership network, and through all Social Science Data Archives members of the Council of European Social Science Data Archives (CESSDA).

Usage requirement

To provide funding agencies with essential information about use of archival resources and to facilitate the exchange of information about related research activities, users of the data are requested to send to ICPSR or GESIS respectively bibliographic citations for each completed manuscript or thesis abstract. Please indicate in a cover letter which data (surveys and respective variables) were used.

Disclaimer

The original collector of the data, ICPSR, GESIS, and the relevant funding agencies bear no responsibility for uses of this collection or for interpretations or inferences based upon such uses.

1 Study Description – Eurobarometer 74.3

1.1 Bibliographic information

1.1.1 Archive study numbers

GESIS: ZA5450

ICPSR: 34264

Under a co-operative arrangement for the archival processing and distribution of Standard & Special Eurobarometer, ICPSR and GESIS employ its own study number to identify each – otherwise congruent – dataset.

1.1.2 Title and archive subtitle

Eurobarometer 74.3

The European Parliament, Energy Supply, Data Protection and Electronic Identity,
Chemical Labeling and Rare Diseases

November-December 2010

1.1.3 Principal investigator

EUROPEAN COMMISSION, Brussels

Directorate-General Communication (COMM.A.2 'Research and Speechwriting')

1.1.4 Bibliographic citation

Publications based on data collections which are made available through ICPSR or GESIS, should acknowledge those sources by means of bibliographic citations. To ensure that such source attributions are captured for social science bibliographic utilities, citations must appear in footnotes or in the reference section of publications. The bibliographic citation for this data collection is:

European Commission, Brussels: Eurobarometer 74.3, November-December 2010.

TNS OPINION & SOCIAL, Brussels [Producer];

GESIS, Cologne [Publisher]: ZA5450, dataset version 5.2.0, doi: 10.4232/1.11627.

1.2 Content

1.2.1 Abstract

This round of Eurobarometer surveys diverged from the Standard Eurobarometer measures and queried respondents on the following major areas of focus: (1) the European Parliament (EP), (2) energy supply, (3) data protection and electronic identity, (4) chemical labeling, and (5) rare diseases. For the first major area of focus, the European Parliament, respondents were asked about their knowledge and opinion of the EP, whether the EP should play a more important or less important role, which policies should be given priority by the EP, and which values should be defended by the EP. For the second major area of focus, energy supply, respondents were queried about what goals should be prioritized in energy policies, what energy policies should be adopted, and whether or not there should be a communal European Union (EU) energy policy. Additionally, respondents were asked whether they believed it was in their country's energy security interest to assist other EU member states facing energy supply problems, as well as whether they believed it was desirable that their country provide assistance to other EU member states in the name of European solidarity. For the third major area of focus, questions address activities one performs on the Internet, opinions about types of information and data considered to be personal, types of information disclosed on social networking and online shopping sites and the risks, and measures taken to protect one's identity. Opinions were also collected on how personal information and data are acquired, treated, stored and protected by public and private organizations. For the fourth major area of focus, chemical labeling, respondents were asked about their use and perception of chemical products in various circumstances, how they determine whether or not a chemical product is hazardous, what the proper handling of chemical products is, where respondents find information about the potential dangers of chemical products, who to trust for information about chemical product safety, and whether or not they could correctly identify chemical product warning labels. For the fifth major area of focus, rare diseases, respondents were interviewed about what they believe rare diseases are, whether or not they knew or heard of someone with a rare disease, what society should do about rare diseases, what specific policy responses to rare diseases should be implemented by national health services and the EU as a whole, as well as whether or not they had heard of certain rare diseases. Demographic and other background information collected includes age, gender, nationality, marital status and parental relations, left-right political self-placement, occupation, age when stopped full-time education, household composition, ownership of a fixed or a mobile telephone, difficulties in paying bills, level in society, and Internet use. In addition, country-specific data includes type and size of locality, region of residence, and language of interview.

1.2.2 Topic classification

- International Institutions, Relations
- Medicine
- Patterns of Consumption
- Technology, Energy
- Communication, Public Opinion, Media

1.2.3 Related publications

- Lusoli, Wainer; Bacigalupo, Margherita; Lupiañez, Francisco; Andrade, Norberto; Monteleone, Shara; Maghiros, Ioannis: Pan-European Survey of Practices, Attitudes and Policy Preferences as regards Personal Identity Data Management. European Commission, JRC Scientific and Policy Reports. Luxembourg, 2012 [<ftp://ftp.jrc.es/pub/EURdoc/JRC70301.pdf>].
- TNS Opinion & Social: Special Eurobarometer 359 / Wave 74.3: Attitudes on Data Protection and Electronic Identity in the European Union. Survey requested by the European Commission Directorate General Information Society and Media (INF50), the Directorate-General Justice (JUST) and the Directorate-General JRC and coordinated by the Directorate-General Communication ('Research and Speechwriting' Unit), Brussels, June 2011.
- TNS Opinion & Social: Special Eurobarometer 360 / Wave 74.3: Consumer understanding of labels and the safe use of chemicals. Survey requested by the European Commission Directorate General JRC (Joint Research Centre of the European Commission) on behalf of European Chemicals Agency (ECHA) and coordinated by the Directorate General for Communication (DG COMM "Research and Speechwriting" Unit), Brussels, May 2011.
- TNS Opinion & Social: Special Eurobarometer 361 / Wave 74.3: European awareness of rare diseases. Survey requested by the European Commission Directorate General for Health and Consumers and coordinated by the Directorate General for Communication (DG COMM "Research and Speechwriting" Unit), Brussels, February 2011.
- European Commission, Directorate General for Communication, Direction C - Relations with citizens, Public Opinion Monitoring Unit: European Parliament Eurobarometer (Standard EB 74.3): The Europeans and energy. Brussels, January 2011.
- European Commission, Directorate General for Communication, Direction C - Relations with citizens, Public Opinion Monitoring Unit: European Parliament Eurobarometer (Standard EB 74.3). Brussels, February 2011.

1.3 Universe

In all, Eurobarometer 74.3 interviewed 26.574 citizens in the 27 countries of the European Union after the 2004/2007 enlargement (i.e. including the Accession Countries Romania and Bulgaria). All respondents were residents in the respective country, nationals and non-nationals but EU-citizens, and aged 15 and over. They were supposed to have sufficient command of one of the respective national language(s) to answer the questionnaire. Separate samples were drawn for Northern Ireland and East Germany.

1.4 Sampling procedure

A multi-stage, random (probability) sampling design was used for this Eurobarometer. In the first stage, primary sampling units (PSU) were selected from each of the administrative regional units in every country (Statistical Office of the European Community, EUROSTAT NUTS 2 or equivalent). PSU selection was systematic with probability proportional to population size, from sampling frames stratified by the degree of urbanization. In the next stage, a cluster of starting addresses was selected from each sampled PSU, at random. Further addresses were chosen systematically using standard random route procedures as every Nth address from the initial address. In each household, a respondent was drawn, at random, following the closest birthday rule. No more than one interview was conducted in each household.

The regular sample size (in the sense of completed interviews) is 1000 respondents per country, except the United Kingdom with separate samples for Great Britain (1000) and Northern Ireland (300), Germany with separate samples for the Eastern (500) and the Western part (1000), and Luxembourg, Cyprus (Republic), Cyprus TCC, Malta and Iceland with 500 interviews each. The effective number of realized interviews in this round is indicated in table 1.

1.5 Fieldwork

November 11 to December 1, 2010, the TNS Opinion & Social, a consortium created between TNS plc and TNS opinion, carried out the fieldwork for these two Eurobarometer surveys, at the request of the European Commission, Directorate General Press and Communication, Opinion Polls. TNS Opinion & Social is based at Avenue Herrmann Debroux, 40, 1160 Brussels, Belgium. TNS Opinion & Social coordinates the fieldwork carried out through its network of national institutes:

Table 1: Participating countries (regions) and fieldwork information for Eurobarometer 74.2

Country (Region)	ISO	Fieldwork start/end	Survey Research Institute	Questionnaire-versions	Sample Size (n of cases)
France	FR	26.11.2010-14.12.2010	TNS Sofres, Montrouge	FR	1000
Belgium	BE	25.11.2010-14.12.2010	TNS Dimarso, Brussels	BE_FR, BE_NL	1020
Netherlands	NL	26.11.2010-14.12.2010	TNS NIPO, Amsterdam	NL	1024
Germany West	DE-W	25.11.2010-12.12.2010	TNS Infratest, Munich	DE	989
Italy	IT	26.11.2010-13.12.2010	TNS Infratest, Milano	IT	1039
Luxembourg	LU	26.11.2010-15.12.2010	TNS ILReS, Luxembourg	LU_LU, LU_FR, LU_DE	501
Denmark	DK	26.11.2010-15.12.2010	TNS Gallup DK, Copenhagen	DK	1007
Ireland	IE	26.11.2010-17.12.2010	TNS MRBI, Dublin	IE	975
Great Britain	GB_GBN	26.11.2010-14.12.2010	TNS UK, London	GB (UK)	1000
Northern Ireland	GB_NIR	26.11.2010-14.12.2010	TNS UK, London	GB (UK)	291
Greece	GR	26.11.2010-13.12.2010	TNS ICAP, Athens	GR	1000
Spain	ES	26.11.2010-14.12.2010	TNS Demoscopia, Madrid	ES_ES, ES_CA	1006
Portugal	PT	26.11.2010-13.12.2010	TNS EUROTESTE, Lisbon	PT	1046
Germany East	DE-E	25.11.2010-12.12.2010	TNS Infratest, Munich	DE	530

Finland	FI	26.11.2010- 16.12.2010	TNS GALLUP OY, Espoo	FI_FI, FI_SE	1003
Sweden	SE	26.11.2010- 15.12.2010	TNS GALLUP, Stockholm	SE	1010
Austria	AT	26.11.2010- 12.12.2010	Österreichisches GALLUP- Institut, Vienna	AT	1010
Rep. of Cyprus	CY	26.11.2010- 12.12.2010	Synovate, Nikosia	CY_GR	501
Czech Republic	CZ	26.11.2010- 12.12.2010	TNS AISA, Prague	CZ	1015
Estonia	EE	26.11.2010- 13.12.2010	Emor, Tallinn	EE_EE, EE_RU	1000
Hungary	HU	26.11.2010- 13.12.2010	TNS Hungary, Budapest	HU	1014
Latvia	LV	26.11.2010- 13.12.2010	TNS Latvia, Riga	LV_LV, LV_RU	1000
Lithuania	LT	26.11.2010- 13.12.2010	TNS GALLUP Lithuania, Vilnius	LT	1026
Malta	MT	26.11.2010- 12.12.2010	MISCO, Malta	MT_MT, MT_EN	500
Poland	PL	26.11.2010- 13.12.2010	TNS OBOP, Warsaw	PL	1000
Slovakia	SK	26.11.2010- 13.12.2010	TNS AISA SK, Bratislava	SK	1034
Slovenia	SI	26.11.2010- 13.12.2010	RM PLUS, Maribor	SI	1020
Bulgaria	BG	26.11.2010- 08.12.2010	TNS BBSS, Sofia	BG	1000
Romania	RO	26.11.2010- 10.12.2010	TNS CSOP, Bucarest	RO	1013

1.6 Mode of data collection

In all countries, fieldwork was conducted on the basis of detailed and uniform instructions prepared by TNS Opinion Social. Interviews were conducted face-to-face in people's home in the appropriate national language. As far as the data capture is concerned, CAPI (Computer Assisted Personal Interview) was used in those countries where this technique was available.

Equivalent French and English basic questionnaires were developed for this Eurobarometer. These questionnaires were translated into other languages by the firms responsible for interviewing in each country. Backtranslation procedures were applied for controlling semantic equivalence.

1.7 Weighting

In general the Standard and Special Eurobarometer data sets provide for two types of weighting, a post-stratification sample weighting and a population size weighting.

For each sample, i.e. participating country or lower level region, a comparison between the sample composition and a proper universe description is carried out for internal weighting purposes. The universe description is made available by the National Survey Research Institutes and/or by EUROSTAT. On this basis a national weighting procedure, using marginal and intercellular weighting, is applied. As such in all countries, minimum sex, age, region NUTS II (basic regions as defined by the EUROSTAT nomenclature of territorial units for statistics), and size of locality are introduced in the iteration procedure. This **post-stratification weighting** is also referred to as redressment or non-response weighting. A design weight which would adjust for unequal selection probabilities (depending on the household size) is not made available.

For the descriptive analysis of individual samples or their comparison, up to six weighting variables are provided in each data set and documented as such in the variable description. Until Eurobarometer 31 the corresponding weight variable is labelled NATION WEIGHT II. Weighting factors were then not included continuously for all samples and weighting procedure might have differed from the foregoing description. While weighting usually reproduces the real number of cases for each sample, between Eurobarometer 33 and 54.1 samples can also be adjusted to their predefined standard size of exactly 1000 or 500 cases. This option was applied for the official Eurobarometer reports of the period.

The **population size weighting** factor corrects for the fact that most samples are of almost identical size, no matter how large or small the populations are from which they were drawn. These weights ensure that each country as well as each lower level sample (Great Britain and Northern Ireland, East and West Germany) are represented in proportion to its population size within different groupings, or according to the historical states of European unification (e.g. founder members, new members, Euro zone) in the case of the EUROPEAN WEIGHTS, or for the United Kingdom (WEIGHT SPECIAL UNITED KINGDOM, NATION WEIGHT I until Eurobarometer 31) and for Germany as a whole (WEIGHT SPECIAL GERMANY).

The population size weights all include the post-stratification weighting factors. The EUROPEAN WEIGHTS adjust each sample in proportion to its share in the total population of the European Union (formerly European Community), aged 15 and over. These adjustments are based on population figures published by EUROSTAT in the Regional Statistics Yearbook. In some cases more than 20 European weights are provided for use in analyses of the European Union population as a whole or in accordance with its historical compositions. Between Eurobarometer 33 and 54.1 adjustments to the predefined standard sample size is taken into account. In general all samples which do not belong to the respective group of samples under consideration are excluded from calculation.

The application of post-stratification weights is recommended for descriptive (univariate) analysis. Meaningful descriptive results for groups of countries or for countries with separate samples (United Kingdom and Germany) require population size weighting. Official Eurobarometer reports are always based on weighted data.

Starting with Eurobarometer 66.2 a new additional weight (WEIGHT EXTRA) is provided which extrapolates the actual universe (population aged 15 or more) for each country or sample. This weight variable integrates all other available weights, but does not reproduce the number of cases in the data set, but the respective actual

population size.

As needed, OVERSAMPLES (see chapter 2.4, table 4) are weighted separately as documented in the respective study and weight variable description. In some surveys special weights are made available for application with selected variables on a specific topic, e.g. for the descriptive analysis of variables regarding e-communication equipment on HOUSEHOLD level.

Eurobarometer 74.3 provides three (post-stratification) NATION WEIGHTS: W1 (WEIGHT RESULT FROM TARGET) for separate analysis or comparison of individual samples (countries or regions on sub-national level), W4 (WEIGHT SPECIAL UNITED KINGDOM) which in addition adjusts the British and the Northern Irish samples to their respective proportions in the United Kingdom for descriptive analysis of the United Kingdom as a whole, and W3 (WEIGHT SPECIAL GERMANY), which adds the adjustment of the East and West German samples to their respective proportions in the United Germany, to be used for descriptive analysis of the United Germany as a whole. W3 and W4 exclude all other countries from calculation, but include the post-stratification factors for the United Kingdom and Germany respectively.

The EUROPEAN WEIGHTS provide adjustments for each (national) sample in proportion to its share in the total population aged 15 and over, of the European Union, within groups of member countries, of accession or candidate countries, and of Euro zone countries, representing different historical states of European integration (e.g. EU6 = six founder members) . All post-stratification factors are included.

Table 2: Overview of population size weights

European Weights in Eurobarometer 74.3	Function
W5 to W9, W11, W14, W22	grouping EU member countries
W10, W13, W24	grouping new member countries
W18	grouping candidate/accession countries
-	grouping member + candidate/accession countries
W81, W82	grouping (non-)Eurozone countries

For more detailed information on the individual weights please see the corresponding variable description.

1.8 Data preparation

The data received by GESIS from TNS Opinion & Social were checked for completeness, missing and duplicate records, for illegal (wild) codes and for (formal) consistency of response patterns and question routing. Errors discovered by these procedures are documented or corrected, as a general rule after consulting related additional documentation (e.g. tabular reports) or the data provider. Indices and other derived summary variables were also checked and corrected as necessary. Complete machine-readable DDI-XML compliant documentation was created for this dataset by GESIS.

GESIS added 'Inappropriate' (INAP) codes to indicate intentionally skipped questions when it could be determined that the appropriate skip instruction in the original questionnaire was adhered to for (almost) every respondent. An additional INAP category was defined whenever a question or group of questions were not surveyed in one or more countries, or if variables refer to country specific items (e.g. regions).

Users should note that answers to multiple-response questions are (originally) represented by a series of binary

'dummy' variables (i.e. variables which take on values of one and zero only), creating separate 'dummy' variables also to explicitly represent 'Don't know', 'No answer/refusal' or other residual responses, such as 'None of the above'. The archive has recoded these residual responses in the case of uncommon minor inconsistencies with respect to and in favour of the series of substantial answers.

GESIS has recoded the missing answers (NA) represented in the original data set by blanks (system missing) to standard values. Their practically complete absence suggests that eventual cases of any not explicitly coded item non-response, might be collapsed with the DK (don't know) category.

Question text and contingency text appearing in the variable description is taken from English language version of the basic (bilingual) questionnaire (master questionnaire). Coding schemes and other documentation are based on the English language version of the basic questionnaire or on the respective SPSS data definition statements as provided by TNS Opinion & Social. In case of any discrepancy between questionnaires, SPSS definitions and data regarding the coding scheme of a variable, the archive, as a general rule, carried out any correction in agreement with the data provider.

If the documentation for country-specific questions or answer categories is provided in other languages than English, the archive documents the original language wording and supplies the English translation in brackets.

1.9 Further remarks

QA1 to QA6 replicate questions asked in Eurobarometer 73.1.

The following protocol variables are not made available by the data producer: P1 - DATE OF INTERVIEW, P2 - TIME OF INTERVIEW BEGINNING, P3 - DURATION OF INTERVIEW, P4 - N OF PERSONS PRESENT DURING THE INTERVIEW, P5 - RESPONDENT COOPERATION.

Special topical module QB on 'Internet use, electronic identity and data privacy' is available starting with archive dataset v4.0.0.

2 Eurobarometer Series Description

2.1 Series name

The Standard and Special Eurobarometer (a.k.a. Euro-Barometer) Survey Series

2.2 Series information

The Standard and Special Eurobarometer surveys are the products of a unique program of cross-national and cross-temporal survey research. The effort began in early 1970, when the Commission of the European Communities sponsored simultaneous surveys of the publics of the European Community. In general they are carried out in spring and fall of each year. Three pilot studies were conducted in 1970, 1971 and 1973 under the header of European Communities Studies; "Attitudes towards Europe" (GESIS id ZA0078), the very first comparative survey across European Communities founder members in 1962, can be seen as an early forerunner. The primary data of the first explicit Eurobarometer, conducted in spring 1974, have not been preserved.

2.3 Principal investigators and institutional background

The Eurobarometer program was initially launched and managed until 1986 by Jacques-René Rabier, head of the Commission's press and information directorate and afterwards special advisor to the Commission of the European Communities. He counted with the political support of the European Parliament and the close co-operation of Ronald Inglehart. The political scientist at the University of Michigan was then developing his theory of value change in modern societies and his materialist/post-materialist items would become integral part of the Eurobarometer until the mid nineties. Between 1987 and 1996 the program was continued and considerably enlarged under the direction of Karlheinz Reif, since 1993 together with Anna Melich.

Anna Melich took over the Eurobarometer direction from 1997 to 1999, by then still within the organizational framework of the former Directorate-General X, Public Opinion Surveys and Research Unit. In 2000/2002 Eurobarometer were intermittently conducted in the framework of the DG Education and Culture, Citizens' Centre - Analysis of Public Opinion under the direction of Harald Hartung, and starting with Eurobarometer 54 under DG Press and Communication, initially directed by Thomas Christensen. Since 1999 the organisation and supervision of the surveys were consecutively executed by Rubén Mohedano-Brèthes (until 2002) and Renaud Soufflot de Magny (until 2006), with Antonis Papcostas as head of unit between 2003 and 2010. Starting with December 2010 the Eurobarometer sector was assigned to the DG Communication A2 unit ("Research & Speechwriting").

The main survey results are regularly published on the European Commission's Public Opinion website in official standard and special topic reports.

2.4 Development of geographical and population coverage

In all European Union (formerly "European Communities") member countries Standard Eurobarometer samples were initially drawn among the national population, aged 15 and over. Starting with Eurobarometer 41.1 the target population is the population of any nationality of an European Union member country, aged 15 years and

over, resident in any of the Member States. For test purposes Eurobarometer 41.0 included a non-national European Union citizens oversample.

Eurobarometer regularly include all member countries, starting with the six founder members and in accordance with the subsequent enlargement process. Norway has been in-officially included in selected waves between 1989 (EB34) and 1996 (EB46), Finland started before the actual enlargement in 1993 (EB39.0), and a few Swiss Eurobarometer were run in parallel to selected waves or topics starting in 1999 (EB51.1) in Switzerland. Candidate Countries (CC) and Accession Countries (AC) for the Eastern enlargement process were first surveyed in the Candidate Countries Eurobarometer series (2001-2004) and then all included in the standard series, even before accession as in the cases of Turkey or Macedonia.

Additional samples are drawn for Great Britain and Northern Ireland almost from the start, in Germany (East and West) after the re-unification in 1989, and in Cyprus for the Turkish Cypriote Community (Northern Cyprus) since 2004 for selected standard and topical waves.

Table 3: EU enlargement and countries covered by Standard and Special Eurobarometer

EU History	Survey (start)	Country (Sample)	ISO Code Alpha-2	Standard Sample Size	Remarks
European Communities (EEC+ECSC+EURATOM) - 1967-1992					
EU6 EC founder members 1952-07-23 (ECSC)	ECS 1970	France	FR	1000	larger sample ECS, EB4-8
		Belgium	BE	1000	larger sample ECS, EB2-3
		Netherlands	NL	1000	larger sample ECS
		Germany West (FRG)	DE-W	1000	larger sample ECS
	ECS 1971	Italy	IT	1000	larger sample ECS
EU9 1 st Northern Enlargement 1973-01-01	ECS 1973	Luxembourg	LU	300	EB35 ff.: n=500
		Denmark	DK	1000	ECS73: n=1200
		Ireland	IE	1000	ECS73: n=1200
	EB3 (1975)	Great Britain	GB-GBN	1000	ECS70+73 EB2+8: n=2000
		Northern Ireland	GB-NIR	300	
EU10 1 st Southern Enlargement 1981-01-01	EB14 (1980)	Greece	GR	1000	
EU12 2 nd Southern Enlargement 1986-01-01	EB24 (1985)	Spain	ES	1000	
		Portugal	PT	1000	
EU12+ Re-unification of Germany 1990-10-03	EB34 (1989)	Germany East (former GDR)	DE-E	1000	EB62 ff.: n=500
	EB34 (1989)	Norway	NO	1000	<i>intermittently in parallel surveys</i>

	EB39.0 (1993)	Finland	FI	1000	in selected surveys
European Union - established by the Treaty of Maastricht in November 1993					
EU15 2 nd Northern Enlargement 1995-01-01	EB42 (1994)	Finland	FI	1000	
		Austria	AT	1000	
		Sweden	SE	1000	
	EB51.1 (1999)	Switzerland	CH	1000	independent for selected waves / topical modules (EBCH)
	EB59.0 (2003)	Iceland	IS	600	intermittently
EU25 1 st Eastern Enlargement 2004-05-01	EB62 (2004)	Republic of Cyprus	CY	500	Surveyed in the Candidate Countries Eurobarometer (CCEB) 2001-2004
		Czech Republic	CZ	1000	
		Estonia	EE	1000	
		Hungary	HU	1000	
		Latvia	LV	1000	
		Lithuania	LT	1000	
		Malta	MT	500	
		Poland	PL	1000	
		Slovakia	SK	1000	
		Slovenia	SI	1000	
		Bulgaria	BG	1000	in selected surveys (AC)
		Romania	RO	1000	
Turkey (CC as of 1999)	TR	1000	standard and selected topical modules		
Croatia (CC as of June 2004; AC as of December 2011)	HR	1000			
Turkish Cypriote Community	CY-TCC	500	standard and selected topical modules		
EU27 2 nd Eastern Enlargement 2007-01-01	EB67.2 (2007)	Bulgaria	BG	1000	
		Romania	RO	1000	
		Macedonia (CC as of November 2005)	MK	1000	standard and selected topical modules (CC)
	EB73.1 (2010)	Iceland (CC as of February 2010)	IS	500	standard and selected topical modules
		Switzerland	CH	1000	standard and selected topical modules (EFTA)
		Norway	NO	1000	
	EB 75.3 (2011)	Montenegro (CC as of December 2010)	ME	1000	Standard modules

The regular standard sample size (in the sense of completed interviews) in Eurobarometer surveys is 1000 respondents per country, except small countries like Luxembourg or Malta. The 44.2bis MEGA-survey increased

the standard sample up to 6000 respondents (for the largest countries) in order to achieve more confidence for analysis on sub-national level.

Oversamples have been drawn intermittently if required by the topic, i.e. to ensure that there are enough members of the relevant population subgroup to report sufficiently reliable estimates. Intentionally more people are selected from the respective group than would typically be done if everyone in the sample had an equal chance of being selected.

Table 4: Oversamples for special topic Eurobarometer

Topic	(Over-)Sample	Eurobarometer Survey
Young Europeans	Youth aged 15-24	17, 28.1, 34.2, 47.2OVR, 55.1OVR
Elderly Europeans	Elderly aged 60+	37.2
Consumer Behaviour	Responsible for shopping	41.0
Unemployment	Unemployed	44.3OVR
Working Conditions	Professionally active	37.0+1, 39.0+1
Drug Abuse	Youth aged 15-24	43.0+1, 57.2OVR
Education Issues	Youth aged 15-24	44.0 / 44.1 (data not integrated)

2.5 Standard question program and special topics

Standard Eurobarometer surveys were designed to provide a regular monitoring of the social and political attitudes among the European publics, to obtain regular readings of support for European integration, public awareness of and attitudes toward European unification, the institutions of the European Community / European Union, and its policies in complementary fashion. Attitudes toward the organization and role of the European Parliament and electoral behavior became a major topic in pre- and post- European Elections times. The standard program was complemented by measures of general socio-political orientations, of subjective satisfaction and the perceived quality of life, or of cultural, national and European identities.

Intermittently Standard Eurobarometer have investigated SPECIAL TOPICS, such as agriculture, biotechnology, energy, environment, family planning, gender roles, health related issues, immigration, poverty and social exclusion, regional identity, science and technology, information society, working conditions, urban traffic, knowledge of languages etc. In the case of some supplementary studies, special youth and elderly samples have been drawn (see table 4).

Starting with Eurobarometer 34 (1990) additional supplementary surveys on special issues have been conducted under each main wave number, identified by dot-separated sub-numbers for each individual survey. Usually only one survey per main wave includes the standard and trend module with focus on European integration issues. The following list (table 5) identifies the surveys containing the standard module and with results reported in the corresponding official standard report, or which at least include a subset of standard indicators, or with focus on European integration in a special topic context (e.g. "The future of Europe" in Eurobarometer 65.1).

Table 5: Overview of Eurobarometer surveys with standard EU and trend question modules

Standard and trend surveys	Fieldwork Dates	GESIS ID	Standard Report	Special topic	Subset
Eurobarometer 34.0	Oct-Nov 1990	ZA1960	X		
Eurobarometer 35.0	March 1991	ZA2031	X		
Eurobarometer 36	Oct-Nov 1991	ZA2081	X		
Eurobarometer 37.0	Mar-Apr 1992	ZA2141	X		
Eurobarometer 38.0	Sep-Oct 1992	ZA2294	X		
Eurobarometer 38.1	Nov 92	ZA2295			X
Eurobarometer 39.0	Mar-Apr 1993	ZA2346	X		
Eurobarometer 39.1	May-Jun 1993	ZA2347			X
Eurobarometer 40	Oct-Nov 1993	ZA2459	X		
Eurobarometer 41.0	Mar-May 1994	ZA2490	X		
Eurobarometer 41.1	Jun-Jul 1994	ZA2491		X	X
Eurobarometer 42	Nov-Dec 1994	ZA2563	X		
Eurobarometer 43.0	Mar-Apr 1995	ZA2636			X
Eurobarometer 43.1	Apr-May 1995	ZA2637	X		
Eurobarometer 43.1bis	May-Jun 1995	ZA2639	X (44)		X
Eurobarometer 44.0	Oct-Nov 1995	ZA2689	X		
Eurobarometer 44.1	Nov-Dec 1995	ZA2690	X		
Eurobarometer 44.2bis	Jan-Mar 1996	ZA2828	X (45)	X	
Eurobarometer 45.1	Apr-May 1996	ZA2831	X		
Eurobarometer 46.0	Oct-Nov 1996	ZA2898	X		
Eurobarometer 46.1	Oct-Nov 1996	ZA2899	X		X
Eurobarometer 47.0	Jan-Feb 1997	ZA2935	X		X
Eurobarometer 47.1	Mar-Apr 1997	ZA2936	X		
Eurobarometer 47.2	Apr-Jun 1997	ZA2937	X		X
Eurobarometer 48.0	Oct-Nov 1997	ZA2959	X		
Eurobarometer 49	Apr-May 1998	ZA3052	X		
Eurobarometer 50.0	Oct-Nov 1998	ZA3085	X		
Eurobarometer 51.0	Mar-Apr 1999	ZA3171	X		
Eurobarometer 52.0	Oct-Nov 1999	ZA3204	X		
Eurobarometer 53	Apr-May 2000	ZA3296	X		
Eurobarometer 54.1	Nov-Dec 2000	ZA3387	X		
Eurobarometer 55.1	Apr-May 2001	ZA3507	X		
Eurobarometer 56.2	Oct-Nov 2001	ZA3627	X		
Eurobarometer 56.3	Jan-Feb 2002	ZA3635			X
Eurobarometer 57.1	Mar-May 2002	ZA3639	X		
Eurobarometer 58.1	Oct-Nov 2002	ZA3693	X		
Eurobarometer 59.1	Mar-Apr 2003	ZA3904	X		

Eurobarometer 60.1	Oct-Nov 2003	ZA3938	X		
Eurobarometer 61	Feb-Mar 2004	ZA4056	X		
Eurobarometer 62.0	Oct-Nov 2004	ZA4229	X		
Eurobarometer 62.2	Nov-Dec 2004	ZA4231		X	
Eurobarometer 63.4	May-Jun 2005	ZA4411	X		
Eurobarometer 64.2	Oct-Nov 2005	ZA4414	X		
Eurobarometer 65.1	Feb-Mar 2006	ZA4505		X	
Eurobarometer 65.2	Mar-May 2006	ZA4506	X		
Eurobarometer 66.1	Sep-Oct 2006	ZA4526	X		
Eurobarometer 67.2	Apr-May 2007	ZA4530	X		
Eurobarometer 68.1	Sep-Nov 2007	ZA4565	X		
Eurobarometer 69.2	Mar-May 2008	ZA4744	X		
Eurobarometer 70.1	Oct-Nov 2008	ZA4819	X		
Eurobarometer 71.1	Jan-Feb 2009	ZA4971	X		
Eurobarometer 71.3	Jun-Jul 2009	ZA4973	X		
Eurobarometer 72.4	Oct-Nov 2009	ZA4994	X		
Eurobarometer 73.4	May 2010	ZA5234	X		
Eurobarometer 74.2	Nov-Dec 2010	ZA5449	X	X	
Eurobarometer 75.3	May 2011	ZA5481	X		
Eurobarometer 76.3	November 2011	ZA5567	X		
Eurobarometer 77.3	May 2012	ZA5612	X		
Eurobarometer 77.4	June 2012	ZA5613		X	
Eurobarometer 78.1	November 2012	forthcoming	X		

Further and regularly updated information on the Eurobarometer survey series is provided through the GESIS Eurobarometer Data Service micro-site: <http://www.gesis.org/eurobarometer>

3 Dataset structure and standards

Standard and Special Eurobarometer are processed and documented by the Inter-university Consortium for Political and Social Research (ICPSR) and by the GESIS Data Archive department in accordance with agreed standards, which may in some details diverge from the usual ICPSR or GESIS archive standards. In addition and as long as reasonable it was adhered to standards once established for the Eurobarometer series in the course of the years.

3.1 Dataset structure

In general the variable structure of the analysis dataset is aligned to the basic bilingual questionnaire, preceded by a set of technical variables. These comprise the archive identification variables (archive study and version id), the survey identification variables (wave and unique respondent id), and several standard NATION variables identifying the different samples (countries or regions) and relevant groups of samples in the dataset with the corresponding WEIGHT variables provided by the fieldwork institutes (see 1.7). A special alphanumeric NATION variable is provided based on the ISO 3166 country code standard for the purpose of breaking down variables by sample in terms of clearly summarized cross-tabulations.

The questionnaire variables usually consist of three types, the substantial questions (Q), the Eurobarometer standard demographics (D) and the interview protocol variables (P). The dataset is concluded by constructed index variables (C), usually as provided by the fieldwork institute, by a questionnaire SPLIT variable if applicable, and by further original identification variables.

Variable names consist of the standard prefix 'V' and the consecutive variable number, except ISOCNTRY and VERSION variables if subsequently added to older datasets. Variable labels are standardized in the sense that they provide keywords based on the question text and that these keywords are applied consistently if questions or question items are repeated over time (trend variables). Variable label may include abbreviations if required, e.g. limitations regarding the length of variable labels in older versions of statistical analysis software. Starting with Eurobarometer 33 the variable labels include the respective question number as a reference to the basic bilingual questionnaire.

3.2 Coding frames

By general rule, the variables adopt the coding frame as specified in the basic bilingual questionnaire, except multiple response questions (see 1.8), questions with country specific answer categories and missing values.

3.2.1 Country specific answer categories

Eurobarometer include some questions (variables) with country specific answer categories like INCOME, SIZE OF COMMUNITY, REGION or variables related to VOTING BEHAVIOUR with reference to POLITICAL PARTIES. Until Eurobarometer 48 only one integrated variable is supplied with each category representing country specific meanings (e.g. geographic regions) which are not documented within the analysis dataset by means of value labels, but only in the extended variable description in the variable report. Starting with Eurobarometer 49 the integrated variables are retained but complemented by completely labeled country specific variables. The country specific coding schemes and categories are maintained as a standard over time as long as the category schemes

provided in the questionnaire are remain comparable.

Special attention is given to the coding of POLITICAL PARTIES in voting behavior variables such as VOTE INTENTION or LAST VOTE based on a standard coding scheme, originally developed for the Eurobarometer by Ronald Inglehart.

Starting with Euro-Barometer 2 the coding of this variable has been standardized following an approximate ordering of each country's political parties along a "left" to "right" continuum in the first digit of the codes. Parties coded 01-39 are generally considered on the "left", those coded 40-49 in the "centre", and those coded 60-89 on the "right" of the political spectrum. Parties coded 50-59 cannot be readily located in the traditional meaning of "left" and "right". The second digit of the codes is not significant to the "left-right" ordering. Codes 90-99 contain the response "other party" and various missing data responses. Major "party families" like the Social Democrats or Conservatives have been assigned identical values across countries, if possible.

From Eurobarometer 69.2 onwards, the "party family" harmonization approach has been sharpened following and updating the coding scheme developed by ZEUS for the Mannheim Eurobarometer Trend File. This ZEUS Code of Party Families is country specific, i.e. the categories have different meanings for different countries. It has three digits: The first represents the party family, the second and third identify an individual party in this family. Individual parties are coded consistently over time. The assignment of parties to families is done according to their overall ideological orientations.

Table 6: ZEUS Party Family Code (slightly modified)

Category	Party Family
0	(001-099) not affiliated / electoral alliances across "families"
1	(100-199) Communists
2	(200-299) Socialists
3	(300-399) Liberals
4	(400-499) Christian Democrats
5	(500-599) Conservatives
6	(600-699) Extreme Rights / Nationalists
7	(700-799) Regionalists / Ethnic
8	(800-899) Environmental parties
9	(900-949) Agricultural parties
9	(950-989) other special issue parties (e.g. Eurosceptics) and independents
	990 other (spontaneous)
	994 not voting age
	995 empty ballot (blank) or invalid vote
	996 not voted / would not vote
	997 Refused
	998 DK / DK+NA if NA not coded separately
	999 INAP (inappropriate)

If available, the former standard category used up to Eurobarometer 61 is always referenced in the variable description. Due to general changes in party systems and to the ideological development of individual political parties, the assignment of parties to party families cannot claim general validity. Users may modify these codings or part of these codings in order to suit their specific needs.

Starting with Eurobarometer 74.1 an additional REGION variable (REGION - NUTS CODES) is produced, integrating all participating countries with regional units defined in accordance with the EUROSTAT Nomenclature of Territorial Units for Statistics (NUTS). For each country the lowest available NUTS subdivision level is considered, whereby the hierarchical structure always implies all higher subdivision levels. The official NUTS codes are coded verbatim in accordance with the in each case valid (applicable) NUTS version as documented in the official EUROSTAT classification history (History of NUTS). A second variable indicates the lowest coded NUTS LEVEL for each country. All original regional subdivisions and categories remain coded separately and unchanged in the country-wise P7 variables. A second variable indicates the coded NUTS LEVEL for each country. Details are documented with the respective country specific and/or integrated variable.

3.2.2 Missing values

In general missing value codes are defined in accordance with the standard once established for the Eurobarometer series, in particular the default use of whatever value supplied by the basic questionnaire for DK ("don't know") responses, unless a standard coding scheme is applied for demographic or protocol variables. The value 0 is applied for NA (i.e. "not ascertained" resp. "no answer") and the value 9 (99, 999, ...) for INAP (i.e. "inappropriate" resp. "not applicable"). If one of these values falls into the valid range of codes, the missing values are shifted to the next available missing value code or "level", e.g. if 0 is used in a dichotomous variable (NOT MENTIONED), value 9 is used for NA, respectively value 8 if value 9 is already used for INAP. If necessary the corresponding two- or more digit codes are used (99, 999, 98, 998 ...). Recently separate missing values are coded for INAP depending on whether the respondent was not asked a question due to questionnaire routing (filter non-response) or whether the question was not provided for in the country's field questionnaire. Other missing values (e.g. REFUSAL) are coded with the in each case next available code (e.g. 7, 97, 997, ...). In the analysis data set these codes are by default declared and treated as USER MISSING, but may be modified by the user to suit specific needs.

3.3 International documentation standard (DDI)

The variable documentation is set up in accordance with the international metadata specifications for the social and behavioural sciences, established by the Data Documentation Initiative <DDI>. The variable reports are based on the XML representation of DDI version 2. The documentation combines the exact wording and sequence of question components (question text, interviewer instruction, response categories, etc.) from the basic bilingual (master) questionnaire with the variable description (variable name, values, and labels) of the analysis dataset. General remarks and comments referring to a certain variable are defined as variable notes. Notes can be references to trend (comparability) information, standards applied for coding frames, problems in questionnaire translation, but also references to data problems or other specific characteristics.

4 Explanation of the variable documentation

The variable documentation part describes each variable in the analysis data file in terms of relevant metadata and frequency distributions. The variable documentation is set up by means of the GESIS Dataset Documentation Manager (DSDM) and in accordance with international metadata standards (DDI-Codebook/XML).

In general, the following abbreviations are used to indicate countries or (sub-national) areas. As far as applicable, the ISO 3166-1 alpha-2 country codes have been applied and coded accordingly in the alphanumeric sample identification variable (NATION - ALL SAMPLES ISO 3166). In the case of Greece the non-ISO abbreviation EL* is used in parallel, as introduced by EUROSTAT as of NUTS version 2010.

AT	Austria	HR	Croatia
BE	Belgium	HU	Hungary
BG	Bulgaria	IE	Ireland
CY	Cyprus	IT	Italy
CY-TCC	Turkish Cypriote Community	LT	Lithuania
CZ	Czech Republic	LU	Luxembourg
DE	Germany (-1989)	LV	Latvia
DE-W	Germany West (1990 ff.)	MK	Macedonia (FYROM)
DE-E	Germany East (1990 ff.)	MT	Malta
EE	Estonia	NL	The Netherlands
ES	Spain	PL	Poland
FI	Finland	PT	Portugal
FR	France	RO	Romania
GB	United Kingdom	SE	Sweden
GB-GBN	Great Britain	SI	Slovenia
GB-NIR	Northern Ireland	SK	Slovakia
GR / EL*	Greece	TR	Turkey

The example explained below reproduces the information appearing in the variable documentation part for a typical substantive variable. Results are usually broken down by country (sample) or represented by frequency counts in the case of country specific variables. In the case of variables with long lists of coded "real" values (e.g. age), results are only presented for the corresponding categorized variable, if available. The content and construction of technical, administrative or other generated variables is described as appropriate.

The frequencies for substantive variables are calculated on the base of weighted data, as indicated with each table and in accordance with the European Commission's official Eurobarometer reports. Typically the sample specific post-stratification (redressment) weight is applied (WEIGHT RESULT FROM TARGET or NATION WEIGHT II). Due to rounding, users may find slightly different figures if using other statistical packages, especially if the number of cases is very low.

The complete question and answer texts are taken from the English language part of the respective basic bilingual questionnaire (master questionnaire) as provided by the coordinating fieldwork institute.

Header with DIGITAL OBJECT IDENTIFIER (DOI) linked to the Study Description in the GESIS Data Catalogue.	Eurobarometer 67.1 - February-March 2007 GESIS Study No. 4529 (v3.0.1, http://dx.doi.org/doi:10.4232/1.10983)																																																																																																																																																																																																																																																																																																																							
VARIABLE NAME (serial number assigned by the archive) and VARIABLE LABEL as defined in the dataset.	v77 - QA1 FEELING FULFILLED: PROFESSIONAL LIFE																																																																																																																																																																																																																																																																																																																							
QUESTION NUMBER and full QUESTION TEXT from the basic questionnaire, including interviewer instructions. The numbers or letters that may appear together with the original question number, reflect the item order (multiple item or multiple response questions) or indicate if a question was recoded (R) or summarized (T), or if asked only in a single country (country abbreviation).	Q.A1 ASK Q.A IN EU27 To what extent would you say that the life you live allows you to feel fulfilled in...? (SHOW CARD WITH SCALE - ONE ANSWER PER LINE) (READ OUT) Q.A1_2 Your professional life 1 Totally fulfilled 2 Fairly fulfilled 3 Not very fulfilled 4 Not at all fulfilled 5 Not applicable (SPONTANEOUS) 6 DK 9 Inap. not EU27 (not coded 1 to 31 in V6)																																																																																																																																																																																																																																																																																																																							
CODE VALUES occurring in the data for this variable and complete ANSWER TEXT from the basic questionnaire. Code values may differ from the questionnaire specification due to standardization. Abbreviations commonly used in the code definitions are DK (don't know), NA (not ascertained) and INAP (inappropriate).	Derivation: ... Note: Last trend: EB ... , Q. ...																																																																																																																																																																																																																																																																																																																							
DERIVATION information refers to the construction principle of indices or other derived variables (not in the example). NOTE delineates additional explanatory text subsuming trend information (last appearance of the question) or archive remarks on data processing and other issues relevant for the understanding or application of the variable.	Absolute Values (Row Percent), weighted by v8																																																																																																																																																																																																																																																																																																																							
CROSS-TABULATION: The absolute frequencies of the occurrence of values (<i>absolute values</i>) refer to the number of cases in the weighted dataset as indicated, in this case <i>weighted by V8</i> . The relative frequencies (<i>row percent</i>) refer to the valid cases (<i>n valid sum</i>), i.e. the total number of cases (<i>n sum</i>) reduced by the number of cases defined as missing data (<i>M</i>). For display and place saving reasons excluded countries or areas may be completely dropped from the table.	<table border="1"> <thead> <tr> <th></th> <th>v77</th> <th>1</th> <th>2</th> <th>3</th> <th>4</th> <th>5</th> <th>6</th> <th>N Sum</th> <th>N Valid Sum</th> </tr> </thead> <tbody> <tr> <td>v7</td> <td></td> <td></td> <td></td> <td></td> <td></td> <td></td> <td></td> <td></td> <td></td> </tr> <tr> <td></td> <td></td> <td colspan="6" style="text-align: center;">M</td> <td></td> <td></td> </tr> <tr> <td>AT</td> <td>206 (20.5)</td> <td>372 (37.0)</td> <td>134 (13.3)</td> <td>38 (3.8)</td> <td>256 (25.4)</td> <td>6</td> <td>1012</td> <td>1006</td> </tr> <tr> <td>BE</td> <td>201 (19.4)</td> <td>342 (33.1)</td> <td>80 (7.7)</td> <td>44 (4.3)</td> <td>367 (35.5)</td> <td>5</td> <td>1039</td> <td>1034</td> </tr> <tr> <td>BG</td> <td>62 (6.6)</td> <td>215 (22.8)</td> <td>314 (33.3)</td> <td>196 (20.8)</td> <td>155 (16.5)</td> <td>68</td> <td>1010</td> <td>942</td> </tr> <tr> <td>CY</td> <td>45 (9.1)</td> <td>158 (32.0)</td> <td>58 (11.8)</td> <td>28 (5.7)</td> <td>204 (41.4)</td> <td>6</td> <td>499</td> <td>493</td> </tr> <tr> <td>CZ</td> <td>200 (19.0)</td> <td>497 (47.2)</td> <td>169 (16.1)</td> <td>54 (5.1)</td> <td>132 (12.5)</td> <td>7</td> <td>1059</td> <td>1052</td> </tr> <tr> <td>DE-E</td> <td>103 (19.5)</td> <td>158 (30.0)</td> <td>81 (15.4)</td> <td>34 (6.5)</td> <td>151 (28.7)</td> <td></td> <td>527</td> <td>527</td> </tr> <tr> <td>DE-W</td> <td>214 (21.4)</td> <td>346 (34.6)</td> <td>121 (12.1)</td> <td>42 (4.2)</td> <td>278 (27.8)</td> <td>6</td> <td>1007</td> <td>1001</td> </tr> <tr> <td>DK</td> <td>307 (30.7)</td> <td>419 (41.9)</td> <td>62 (6.2)</td> <td>10 (1.0)</td> <td>202 (20.2)</td> <td>7</td> <td>1007</td> <td>1000</td> </tr> <tr> <td>EE</td> <td>216 (22.8)</td> <td>349 (36.9)</td> <td>149 (15.7)</td> <td>32 (3.4)</td> <td>201 (21.2)</td> <td>54</td> <td>1001</td> <td>947</td> </tr> <tr> <td>ES</td> <td>151 (15.2)</td> <td>537 (54.1)</td> <td>160 (16.1)</td> <td>51 (5.1)</td> <td>94 (9.5)</td> <td>14</td> <td>1007</td> <td>993</td> </tr> <tr> <td>FI</td> <td>252 (24.4)</td> <td>401 (38.8)</td> <td>111 (10.7)</td> <td>25 (2.4)</td> <td>244 (23.6)</td> <td>6</td> <td>1039</td> <td>1033</td> </tr> <tr> <td>FR</td> <td>172 (17.0)</td> <td>330 (32.5)</td> <td>122 (12.0)</td> <td>58 (5.7)</td> <td>332 (32.7)</td> <td>16</td> <td>1030</td> <td>1014</td> </tr> <tr> <td>GB-GBN</td> <td>171 (17.1)</td> <td>393 (39.3)</td> <td>102 (10.2)</td> <td>41 (4.1)</td> <td>293 (29.3)</td> <td>9</td> <td>1009</td> <td>1000</td> </tr> <tr> <td>GB-NIR</td> <td>33 (11.0)</td> <td>116 (38.5)</td> <td>22 (7.3)</td> <td>1 (0.3)</td> <td>129 (42.9)</td> <td></td> <td>301</td> <td>301</td> </tr> <tr> <td>GR</td> <td>133 (13.3)</td> <td>336 (33.7)</td> <td>267 (26.8)</td> <td>86 (8.6)</td> <td>176 (17.6)</td> <td></td> <td>998</td> <td>998</td> </tr> <tr> <td>HU</td> <td>152 (15.3)</td> <td>326 (32.8)</td> <td>175 (17.6)</td> <td>98 (9.8)</td> <td>244 (24.5)</td> <td>4</td> <td>999</td> <td>995</td> </tr> <tr> <td>IE</td> <td>167 (17.6)</td> <td>361 (38.0)</td> <td>133 (14.0)</td> <td>49 (5.2)</td> <td>240 (25.3)</td> <td>51</td> <td>1001</td> <td>950</td> </tr> <tr> <td>IT</td> <td>111 (11.2)</td> <td>489 (49.3)</td> <td>173 (17.5)</td> <td>59 (6.0)</td> <td>159 (16.0)</td> <td>10</td> <td>1001</td> <td>991</td> </tr> <tr> <td>LT</td> <td>121 (12.4)</td> <td>365 (37.4)</td> <td>226 (23.2)</td> <td>90 (9.2)</td> <td>174 (17.8)</td> <td>54</td> <td>1030</td> <td>976</td> </tr> <tr> <td>LU</td> <td>82 (16.5)</td> <td>174 (35.1)</td> <td>44 (8.9)</td> <td>11 (2.2)</td> <td>185 (37.3)</td> <td>4</td> <td>500</td> <td>496</td> </tr> <tr> <td>LV</td> <td>129 (13.0)</td> <td>375 (37.9)</td> <td>255 (25.8)</td> <td>82 (8.3)</td> <td>149 (15.1)</td> <td>16</td> <td>1006</td> <td>990</td> </tr> <tr> <td>MT</td> <td>43 (8.7)</td> <td>208 (42.0)</td> <td>29 (5.9)</td> <td>7 (1.4)</td> <td>208 (42.0)</td> <td>5</td> <td>500</td> <td>495</td> </tr> <tr> <td>NL</td> <td>296 (29.7)</td> <td>337 (33.8)</td> <td>84 (8.4)</td> <td>19 (1.9)</td> <td>260 (26.1)</td> <td>3</td> <td>999</td> <td>996</td> </tr> <tr> <td>PL</td> <td>166 (16.9)</td> <td>379 (38.6)</td> <td>207 (21.1)</td> <td>73 (7.4)</td> <td>157 (16.0)</td> <td>18</td> <td>1000</td> <td>982</td> </tr> <tr> <td>PT</td> <td>96 (9.6)</td> <td>334 (33.6)</td> <td>281 (28.2)</td> <td>101 (10.2)</td> <td>183 (18.4)</td> <td>19</td> <td>1014</td> <td>995</td> </tr> <tr> <td>RO</td> <td>59 (5.9)</td> <td>401 (40.3)</td> <td>293 (29.4)</td> <td>147 (14.8)</td> <td>95 (9.5)</td> <td>42</td> <td>1037</td> <td>995</td> </tr> <tr> <td>SE</td> <td>331 (32.9)</td> <td>386 (38.6)</td> <td>68 (6.8)</td> <td>28 (2.8)</td> <td>191 (19.0)</td> <td>5</td> <td>1011</td> <td>1006</td> </tr> <tr> <td>SI</td> <td>160 (16.0)</td> <td>456 (45.5)</td> <td>169 (16.8)</td> <td>55 (5.5)</td> <td>163 (16.3)</td> <td>12</td> <td>1015</td> <td>1003</td> </tr> <tr> <td>SK</td> <td>147 (13.7)</td> <td>459 (42.7)</td> <td>259 (24.1)</td> <td>81 (7.5)</td> <td>128 (11.9)</td> <td>20</td> <td>1094</td> <td>1074</td> </tr> <tr> <td>N Sum</td> <td></td> <td>4526</td> <td>10021</td> <td>4348</td> <td>1640</td> <td>5750</td> <td>467</td> <td>26752</td> <td></td> </tr> <tr> <td>N Valid Sum</td> <td></td> <td>4526</td> <td>10021</td> <td>4348</td> <td>1640</td> <td>5750</td> <td></td> <td></td> <td>26285</td> </tr> </tbody> </table>		v77	1	2	3	4	5	6	N Sum	N Valid Sum	v7												M								AT	206 (20.5)	372 (37.0)	134 (13.3)	38 (3.8)	256 (25.4)	6	1012	1006	BE	201 (19.4)	342 (33.1)	80 (7.7)	44 (4.3)	367 (35.5)	5	1039	1034	BG	62 (6.6)	215 (22.8)	314 (33.3)	196 (20.8)	155 (16.5)	68	1010	942	CY	45 (9.1)	158 (32.0)	58 (11.8)	28 (5.7)	204 (41.4)	6	499	493	CZ	200 (19.0)	497 (47.2)	169 (16.1)	54 (5.1)	132 (12.5)	7	1059	1052	DE-E	103 (19.5)	158 (30.0)	81 (15.4)	34 (6.5)	151 (28.7)		527	527	DE-W	214 (21.4)	346 (34.6)	121 (12.1)	42 (4.2)	278 (27.8)	6	1007	1001	DK	307 (30.7)	419 (41.9)	62 (6.2)	10 (1.0)	202 (20.2)	7	1007	1000	EE	216 (22.8)	349 (36.9)	149 (15.7)	32 (3.4)	201 (21.2)	54	1001	947	ES	151 (15.2)	537 (54.1)	160 (16.1)	51 (5.1)	94 (9.5)	14	1007	993	FI	252 (24.4)	401 (38.8)	111 (10.7)	25 (2.4)	244 (23.6)	6	1039	1033	FR	172 (17.0)	330 (32.5)	122 (12.0)	58 (5.7)	332 (32.7)	16	1030	1014	GB-GBN	171 (17.1)	393 (39.3)	102 (10.2)	41 (4.1)	293 (29.3)	9	1009	1000	GB-NIR	33 (11.0)	116 (38.5)	22 (7.3)	1 (0.3)	129 (42.9)		301	301	GR	133 (13.3)	336 (33.7)	267 (26.8)	86 (8.6)	176 (17.6)		998	998	HU	152 (15.3)	326 (32.8)	175 (17.6)	98 (9.8)	244 (24.5)	4	999	995	IE	167 (17.6)	361 (38.0)	133 (14.0)	49 (5.2)	240 (25.3)	51	1001	950	IT	111 (11.2)	489 (49.3)	173 (17.5)	59 (6.0)	159 (16.0)	10	1001	991	LT	121 (12.4)	365 (37.4)	226 (23.2)	90 (9.2)	174 (17.8)	54	1030	976	LU	82 (16.5)	174 (35.1)	44 (8.9)	11 (2.2)	185 (37.3)	4	500	496	LV	129 (13.0)	375 (37.9)	255 (25.8)	82 (8.3)	149 (15.1)	16	1006	990	MT	43 (8.7)	208 (42.0)	29 (5.9)	7 (1.4)	208 (42.0)	5	500	495	NL	296 (29.7)	337 (33.8)	84 (8.4)	19 (1.9)	260 (26.1)	3	999	996	PL	166 (16.9)	379 (38.6)	207 (21.1)	73 (7.4)	157 (16.0)	18	1000	982	PT	96 (9.6)	334 (33.6)	281 (28.2)	101 (10.2)	183 (18.4)	19	1014	995	RO	59 (5.9)	401 (40.3)	293 (29.4)	147 (14.8)	95 (9.5)	42	1037	995	SE	331 (32.9)	386 (38.6)	68 (6.8)	28 (2.8)	191 (19.0)	5	1011	1006	SI	160 (16.0)	456 (45.5)	169 (16.8)	55 (5.5)	163 (16.3)	12	1015	1003	SK	147 (13.7)	459 (42.7)	259 (24.1)	81 (7.5)	128 (11.9)	20	1094	1074	N Sum		4526	10021	4348	1640	5750	467	26752		N Valid Sum		4526	10021	4348	1640	5750			26285
	v77	1	2	3	4	5	6	N Sum	N Valid Sum																																																																																																																																																																																																																																																																																																															
v7																																																																																																																																																																																																																																																																																																																								
		M																																																																																																																																																																																																																																																																																																																						
AT	206 (20.5)	372 (37.0)	134 (13.3)	38 (3.8)	256 (25.4)	6	1012	1006																																																																																																																																																																																																																																																																																																																
BE	201 (19.4)	342 (33.1)	80 (7.7)	44 (4.3)	367 (35.5)	5	1039	1034																																																																																																																																																																																																																																																																																																																
BG	62 (6.6)	215 (22.8)	314 (33.3)	196 (20.8)	155 (16.5)	68	1010	942																																																																																																																																																																																																																																																																																																																
CY	45 (9.1)	158 (32.0)	58 (11.8)	28 (5.7)	204 (41.4)	6	499	493																																																																																																																																																																																																																																																																																																																
CZ	200 (19.0)	497 (47.2)	169 (16.1)	54 (5.1)	132 (12.5)	7	1059	1052																																																																																																																																																																																																																																																																																																																
DE-E	103 (19.5)	158 (30.0)	81 (15.4)	34 (6.5)	151 (28.7)		527	527																																																																																																																																																																																																																																																																																																																
DE-W	214 (21.4)	346 (34.6)	121 (12.1)	42 (4.2)	278 (27.8)	6	1007	1001																																																																																																																																																																																																																																																																																																																
DK	307 (30.7)	419 (41.9)	62 (6.2)	10 (1.0)	202 (20.2)	7	1007	1000																																																																																																																																																																																																																																																																																																																
EE	216 (22.8)	349 (36.9)	149 (15.7)	32 (3.4)	201 (21.2)	54	1001	947																																																																																																																																																																																																																																																																																																																
ES	151 (15.2)	537 (54.1)	160 (16.1)	51 (5.1)	94 (9.5)	14	1007	993																																																																																																																																																																																																																																																																																																																
FI	252 (24.4)	401 (38.8)	111 (10.7)	25 (2.4)	244 (23.6)	6	1039	1033																																																																																																																																																																																																																																																																																																																
FR	172 (17.0)	330 (32.5)	122 (12.0)	58 (5.7)	332 (32.7)	16	1030	1014																																																																																																																																																																																																																																																																																																																
GB-GBN	171 (17.1)	393 (39.3)	102 (10.2)	41 (4.1)	293 (29.3)	9	1009	1000																																																																																																																																																																																																																																																																																																																
GB-NIR	33 (11.0)	116 (38.5)	22 (7.3)	1 (0.3)	129 (42.9)		301	301																																																																																																																																																																																																																																																																																																																
GR	133 (13.3)	336 (33.7)	267 (26.8)	86 (8.6)	176 (17.6)		998	998																																																																																																																																																																																																																																																																																																																
HU	152 (15.3)	326 (32.8)	175 (17.6)	98 (9.8)	244 (24.5)	4	999	995																																																																																																																																																																																																																																																																																																																
IE	167 (17.6)	361 (38.0)	133 (14.0)	49 (5.2)	240 (25.3)	51	1001	950																																																																																																																																																																																																																																																																																																																
IT	111 (11.2)	489 (49.3)	173 (17.5)	59 (6.0)	159 (16.0)	10	1001	991																																																																																																																																																																																																																																																																																																																
LT	121 (12.4)	365 (37.4)	226 (23.2)	90 (9.2)	174 (17.8)	54	1030	976																																																																																																																																																																																																																																																																																																																
LU	82 (16.5)	174 (35.1)	44 (8.9)	11 (2.2)	185 (37.3)	4	500	496																																																																																																																																																																																																																																																																																																																
LV	129 (13.0)	375 (37.9)	255 (25.8)	82 (8.3)	149 (15.1)	16	1006	990																																																																																																																																																																																																																																																																																																																
MT	43 (8.7)	208 (42.0)	29 (5.9)	7 (1.4)	208 (42.0)	5	500	495																																																																																																																																																																																																																																																																																																																
NL	296 (29.7)	337 (33.8)	84 (8.4)	19 (1.9)	260 (26.1)	3	999	996																																																																																																																																																																																																																																																																																																																
PL	166 (16.9)	379 (38.6)	207 (21.1)	73 (7.4)	157 (16.0)	18	1000	982																																																																																																																																																																																																																																																																																																																
PT	96 (9.6)	334 (33.6)	281 (28.2)	101 (10.2)	183 (18.4)	19	1014	995																																																																																																																																																																																																																																																																																																																
RO	59 (5.9)	401 (40.3)	293 (29.4)	147 (14.8)	95 (9.5)	42	1037	995																																																																																																																																																																																																																																																																																																																
SE	331 (32.9)	386 (38.6)	68 (6.8)	28 (2.8)	191 (19.0)	5	1011	1006																																																																																																																																																																																																																																																																																																																
SI	160 (16.0)	456 (45.5)	169 (16.8)	55 (5.5)	163 (16.3)	12	1015	1003																																																																																																																																																																																																																																																																																																																
SK	147 (13.7)	459 (42.7)	259 (24.1)	81 (7.5)	128 (11.9)	20	1094	1074																																																																																																																																																																																																																																																																																																																
N Sum		4526	10021	4348	1640	5750	467	26752																																																																																																																																																																																																																																																																																																																
N Valid Sum		4526	10021	4348	1640	5750			26285																																																																																																																																																																																																																																																																																																															
FREQUENCY COUNTS: For country specific variables relative frequencies are calculated in- and excluding missing data (<i>M</i>), i.e. <i>percent</i> on the basis of all cases (<i>sum</i>) and <i>valid percent</i> on the basis of the <i>valid cases</i> .																																																																																																																																																																																																																																																																																																																								

5 Variable Documentation

Variable, Label

Question Text (English Language)

v1 - STUDY NUMBER - DISTRIBUTOR

ARCHIVE STUDY NUMBER – DISTRIBUTOR

Study Number of the distributing data archive.

v1

Value	Label	Missing	Count	Percent	Valid Percent
5450			26574	100.0	100.0
	Sum		26574	100.0	100.0
	Valid Cases		26574		

v2 - STUDY NUMBER - PUBLISHER

ARCHIVE STUDY NUMBER – PUBLISHER

Study number of the data archive which is publishing this data set version.

v2

Value	Label	Missing	Count	Percent	Valid Percent
5450			26574	100.0	100.0
	Sum		26574	100.0	100.0
	Valid Cases		26574		

v3 - GESIS ARCHIVE VERSION

VERSION AND RELEASE DATE OF THE ARCHIVE DATA SET

This variable identifies the GESIS archive version number of this data set and the corresponding release date, recorded as an alphanumeric string. The version number is composed of a sequence of three numbers. The major number is incremented when there are changes in the composition of the data set (e.g. additional variables or cases), the minor or second number is incremented when significant errors have been fixed (e.g. coding errors, misleading value labels), and the third or revision number is incremented when minor bugs are fixed (e.g. spelling errors in variable or value labels).

v3

Value	Label	Missing	Count	Percent	Valid Percent
5.2.0 (2013-04-30)			26574	100.0	100.0
	Sum		26574	100.0	100.0
	Valid Cases		26574		

v4 - EUROBAROMETER NUMBER

EUROBAROMETER SURVEY NUMBER

The number identifying the Eurobarometer survey.

743 Eurobarometer 74.3

v4

Value	Label	Missing	Count	Percent	Valid Percent
743	Eurobarometer 74.3		26574	100.0	100.0
	Sum		26574	100.0	100.0
	Valid Cases		26574		

v5 - UNIQUE CASE ID (TNS COUNTRY ID + INTERVIEW ID)

UNIQUE CASE ID (TNS COUNTRY ID + TNS INTERVIEW ID)

This unique respondent identification is composed of the original TNS country code and the original TNS interview number. The first two digits identify the country of interview (01: Belgium; 02: Denmark; 04: Greece; 05: Spain; 06: Finland; 07: France; 08: Ireland; 09: Italy; 10: Luxembourg; 11: Netherlands; 12: Austria; 13: Portugal; 14: Sweden; 20: Germany West; 21: Germany East; 22: Great Britain; 23: Northern Ireland; 31: Bulgaria; 32: Cyprus (Republic); 33: Czech Republic; 34: Estonia; 35: Hungary; 36: Latvia; 37: Lithuania; 38: Malta; 39: Poland; 40: Romania; 41: Slovakia; 42: Slovenia). The remaining digits contain the country-specific questionnaire numbers.

Note:

Actual number is coded.

v6 - NATION - ALL SAMPLES

NATION - ALL SAMPLES

All samples including separate samples for East and West Germany and for Great Britain and Northern Ireland.

- 1 France
- 2 Belgium
- 3 The Netherlands
- 4 Germany West
- 5 Italy
- 6 Luxembourg
- 7 Denmark
- 8 Ireland
- 9 Great Britain
- 10 Northern Ireland
- 11 Greece
- 12 Spain
- 13 Portugal
- 14 Germany East
- 16 Finland
- 17 Sweden
- 18 Austria
- 19 Cyprus (Republic)
- 20 Czech Republic
- 21 Estonia
- 22 Hungary
- 23 Latvia
- 24 Lithuania
- 25 Malta
- 26 Poland
- 27 Slovakia
- 28 Slovenia
- 29 Bulgaria
- 30 Romania

v6

Value	Label	Missing	Count	Percent	Valid Percent
1	France		1000	3.8	3.8
2	Belgium		1020	3.8	3.8
3	The Netherlands		1024	3.9	3.9
4	Germany West		989	3.7	3.7
5	Italy		1039	3.9	3.9
6	Luxembourg		501	1.9	1.9
7	Denmark		1007	3.8	3.8
8	Ireland		975	3.7	3.7
9	Great Britain		1000	3.8	3.8
10	Northern Ireland		291	1.1	1.1
11	Greece		1000	3.8	3.8
12	Spain		1006	3.8	3.8
13	Portugal		1046	3.9	3.9
14	Germany East		530	2.0	2.0
16	Finland		1003	3.8	3.8
17	Sweden		1010	3.8	3.8
18	Austria		1010	3.8	3.8
19	Cyprus (Republic)		501	1.9	1.9
20	Czech Republic		1015	3.8	3.8
21	Estonia		1000	3.8	3.8
22	Hungary		1014	3.8	3.8
23	Latvia		1000	3.8	3.8
24	Lithuania		1026	3.9	3.9
25	Malta		500	1.9	1.9
26	Poland		1000	3.8	3.8
27	Slovakia		1034	3.9	3.9
28	Slovenia		1020	3.8	3.8
29	Bulgaria		1000	3.8	3.8
30	Romania		1013	3.8	3.8
	Sum		26574	100.0	100.0
	Valid Cases		26574		

v7 - NATION - ALL SAMPLES ISO 3166

NATION – ALL SAMPLES ISO 3166

All surveyed countries and regions, i.e. including separate samples for East- / West-Germany, Great Britain / Northern Ireland, and the Turkish Cypriot Community (TCC), are coded in accordance with the ISO 3166-1-alpha-2 country code, if available. ISO 3166-2 is applied for the United Kingdom subdivisions. ISO standard codes are not available for the "historical" East / West subdivision of Germany (DE-E / DE-W) and for the Turkish Cypriot Community in northern Cyprus (CY-TCC), the internationally not recognized "Turkish Republic of Northern Cyprus".

v7					
Value	Label	Missing	Count	Percent	Valid Percent
AT			1010	3.8	3.8
BE			1020	3.8	3.8
BG			1000	3.8	3.8
CY			501	1.9	1.9
CZ			1015	3.8	3.8
DE-E			530	2.0	2.0
DE-W			989	3.7	3.7
DK			1007	3.8	3.8
EE			1000	3.8	3.8
ES			1006	3.8	3.8
FI			1003	3.8	3.8
FR			1000	3.8	3.8
GB-GBN			1000	3.8	3.8
GB-NIR			291	1.1	1.1
GR			1000	3.8	3.8
HU			1014	3.8	3.8
IE			975	3.7	3.7
IT			1039	3.9	3.9
LT			1026	3.9	3.9
LU			501	1.9	1.9
LV			1000	3.8	3.8
MT			500	1.9	1.9
NL			1024	3.9	3.9
PL			1000	3.8	3.8
PT			1046	3.9	3.9
RO			1013	3.8	3.8
SE			1010	3.8	3.8
SI			1020	3.8	3.8
SK			1034	3.9	3.9
	Sum		26574	100.0	100.0
	Valid Cases		26574		

v8 - W1 WEIGHT RESULT FROM TARGET

W1 WEIGHT RESULT FROM TARGET

This POST-STRATIFICATION WEIGHT is based on a comparison for each sample with the respective universe description. As such in all countries, gender, age, region and size of locality are introduced in the iteration procedure carried out by the fieldwork institutes.

British and Northern Irish as well as East and West German samples are weighted separately. The weight reproduces the real number of cases for each country. In terms of its general function it corresponds to former NATION WEIGHT II (until EUROBAROMETER 31).

v9 - NATION - UNITED KINGDOM

NATION - UNITED KINGDOM

Great Britain and Northern Ireland are coded together.

0 Other

1 United Kingdom

Note:

Use of weighting factor W4 (V10) is mandatory.

v9 by v7, Absolute Values (Row Percent)

	v9	0	1	N Sum	N Valid Sum
v7					
AT	1010 (100.0)			1010	1010
BE	1020 (100.0)			1020	1020
BG	1000 (100.0)			1000	1000
CY	501 (100.0)			501	501
CZ	1015 (100.0)			1015	1015
DE-E	530 (100.0)			530	530
DE-W	989 (100.0)			989	989
DK	1007 (100.0)			1007	1007
EE	1000 (100.0)			1000	1000
ES	1006 (100.0)			1006	1006
FI	1003 (100.0)			1003	1003
FR	1000 (100.0)			1000	1000
GB-GBN		1000 (100.0)		1000	1000
GB-NIR		291 (100.0)		291	291
GR	1000 (100.0)			1000	1000
HU	1014 (100.0)			1014	1014
IE	975 (100.0)			975	975
IT	1039 (100.0)			1039	1039
LT	1026 (100.0)			1026	1026
LU	501 (100.0)			501	501
LV	1000 (100.0)			1000	1000
MT	500 (100.0)			500	500
NL	1024 (100.0)			1024	1024
PL	1000 (100.0)			1000	1000
PT	1046 (100.0)			1046	1046
RO	1013 (100.0)			1013	1013
SE	1010 (100.0)			1010	1010
SI	1020 (100.0)			1020	1020
SK	1034 (100.0)			1034	1034
N Sum		25283	1291	26574	
N Valid Sum		25283	1291		26574

v10 - W4 WEIGHT UNITED KINGDOM

W4 WEIGHT UNITED KINGDOM

This POPULATION SIZE WEIGHT adjusts the British and the Northern Irish (sub-national) samples to their share in the total population aged 15 and over in the United Kingdom. It must be applied whenever the United Kingdom is to be analyzed as a whole. The post-stratification weighting factors are included for both samples. All other samples are excluded from analysis. In terms of its general function the weight corresponds to former NATION WEIGHT I (until EUROBAROMETER 31).

v11 - NATION - UNITED GERMANY

NATION - UNITED GERMANY

East and West Germany are coded together.

0 Other

1 Germany

Note:

Use of weighting factor W3 (V12) is mandatory.

v11 by v7, Absolute Values (Row Percent)

	v11	0	1	N Sum	N Valid Sum
v7					
AT	1010 (100.0)			1010	1010
BE	1020 (100.0)			1020	1020
BG	1000 (100.0)			1000	1000
CY	501 (100.0)			501	501
CZ	1015 (100.0)			1015	1015
DE-E		530 (100.0)		530	530
DE-W		989 (100.0)		989	989
DK	1007 (100.0)			1007	1007
EE	1000 (100.0)			1000	1000
ES	1006 (100.0)			1006	1006
FI	1003 (100.0)			1003	1003
FR	1000 (100.0)			1000	1000
GB-GBN	1000 (100.0)			1000	1000
GB-NIR	291 (100.0)			291	291
GR	1000 (100.0)			1000	1000
HU	1014 (100.0)			1014	1014
IE	975 (100.0)			975	975
IT	1039 (100.0)			1039	1039
LT	1026 (100.0)			1026	1026
LU	501 (100.0)			501	501
LV	1000 (100.0)			1000	1000
MT	500 (100.0)			500	500
NL	1024 (100.0)			1024	1024
PL	1000 (100.0)			1000	1000
PT	1046 (100.0)			1046	1046
RO	1013 (100.0)			1013	1013
SE	1010 (100.0)			1010	1010
SI	1020 (100.0)			1020	1020
SK	1034 (100.0)			1034	1034
N Sum		25055	1519	26574	
N Valid Sum		25055	1519		26574

v12 - W3 WEIGHT GERMANY

W3 WEIGHT GERMANY

This POPULATION SIZE WEIGHT adjusts the East and the West German (sub-national) samples to their share in the total population aged 15 and over, of the united Germany. It must be applied whenever Germany is to be analyzed as a whole. The post-stratification weighting factors are included for both samples. All other samples are excluded from analysis.

v13 - NATION GROUP EU6

NATION GROUP EU6

NATION GROUP EU6 only refers to the six EC founder-members (France, Belgium, the Netherlands, West Germany, Italy and Luxembourg).

0 Other

1 EU6

Note:

Use of weighting factor W5 (V14) is mandatory.

v13 by v7, Absolute Values (Row Percent)

	v13	0	1	N Sum	N Valid Sum
v7					
AT	1010 (100.0)			1010	1010
BE		1020 (100.0)		1020	1020
BG	1000 (100.0)			1000	1000
CY	501 (100.0)			501	501
CZ	1015 (100.0)			1015	1015
DE-E	530 (100.0)			530	530
DE-W		989 (100.0)		989	989
DK	1007 (100.0)			1007	1007
EE	1000 (100.0)			1000	1000
ES	1006 (100.0)			1006	1006
FI	1003 (100.0)			1003	1003
FR		1000 (100.0)		1000	1000
GB-GBN	1000 (100.0)			1000	1000
GB-NIR	291 (100.0)			291	291
GR	1000 (100.0)			1000	1000
HU	1014 (100.0)			1014	1014
IE	975 (100.0)			975	975
IT		1039 (100.0)		1039	1039
LT	1026 (100.0)			1026	1026
LU		501 (100.0)		501	501
LV	1000 (100.0)			1000	1000
MT	500 (100.0)			500	500
NL		1024 (100.0)		1024	1024
PL	1000 (100.0)			1000	1000
PT	1046 (100.0)			1046	1046
RO	1013 (100.0)			1013	1013
SE	1010 (100.0)			1010	1010
SI	1020 (100.0)			1020	1020
SK	1034 (100.0)			1034	1034
N Sum	21001	5573	26574		
N Valid Sum	21001	5573	26574		

v14 - W5 WEIGHT EU6

W5 WEIGHT EU6

This POPULATION SIZE WEIGHT refers to the six EC founder members: France, Belgium, Netherlands, West Germany, Italy, and Luxembourg. It adjusts each national sample in proportion to its share in the total population aged 15 and over, of this (historical) subgroup of countries. The post-stratification weighting factors are included. All other samples are excluded from calculation. WEIGHT EU6 must be applied whenever these six EC founder countries are to be analyzed altogether as a group.

v15 - NATION GROUP EU9

NATION GROUP EU9

NATION GROUP EU9 adds Denmark, Ireland, Great Britain and Northern Ireland to the EU6 countries.

0 Other

1 EU9

Note:

Use of weighting factor W6 (V16) is mandatory.

v15 by v7, Absolute Values (Row Percent)

	v15	0	1	N Sum	N Valid Sum
v7					
AT	1010 (100.0)			1010	1010
BE		1020 (100.0)		1020	1020
BG	1000 (100.0)			1000	1000
CY	501 (100.0)			501	501
CZ	1015 (100.0)			1015	1015
DE-E	530 (100.0)			530	530
DE-W		989 (100.0)		989	989
DK		1007 (100.0)		1007	1007
EE	1000 (100.0)			1000	1000
ES	1006 (100.0)			1006	1006
FI	1003 (100.0)			1003	1003
FR		1000 (100.0)		1000	1000
GB-GBN		1000 (100.0)		1000	1000
GB-NIR		291 (100.0)		291	291
GR	1000 (100.0)			1000	1000
HU	1014 (100.0)			1014	1014
IE		975 (100.0)		975	975
IT		1039 (100.0)		1039	1039
LT	1026 (100.0)			1026	1026
LU		501 (100.0)		501	501
LV	1000 (100.0)			1000	1000
MT	500 (100.0)			500	500
NL		1024 (100.0)		1024	1024
PL	1000 (100.0)			1000	1000
PT	1046 (100.0)			1046	1046
RO	1013 (100.0)			1013	1013
SE	1010 (100.0)			1010	1010
SI	1020 (100.0)			1020	1020
SK	1034 (100.0)			1034	1034
N Sum	17728	8846	26574		
N Valid Sum	17728	8846	26574		

v16 - W6 WEIGHT EU9

W6 WEIGHT EU9

This POPULATION SIZE WEIGHT adds Denmark, Ireland, Great Britain and Northern Ireland to the EU6 countries. It adjusts each national sample in proportion to its share in the total population aged 15 and over, of this (historical) subgroup of countries. The post-stratification weighting factors are included. All other samples are excluded from calculation. WEIGHT EU9 must be applied whenever these nine countries as of the 1973 enlargement are to be analyzed altogether as a group.

v17 - NATION GROUP EU10

NATION GROUP EU10

NATION GROUP EU10 adds Greece to the EU9 countries (new member as of January 1981).

0 Other

1 EU10

Note:

Use of weighting factor W7 (V18) is mandatory.

v17 by v7, Absolute Values (Row Percent)

	v17	0	1	N Sum	N Valid Sum
v7					
AT	1010 (100.0)			1010	1010
BE		1020 (100.0)		1020	1020
BG	1000 (100.0)			1000	1000
CY	501 (100.0)			501	501
CZ	1015 (100.0)			1015	1015
DE-E	530 (100.0)			530	530
DE-W		989 (100.0)		989	989
DK		1007 (100.0)		1007	1007
EE	1000 (100.0)			1000	1000
ES	1006 (100.0)			1006	1006
FI	1003 (100.0)			1003	1003
FR		1000 (100.0)		1000	1000
GB-GBN		1000 (100.0)		1000	1000
GB-NIR		291 (100.0)		291	291
GR		1000 (100.0)		1000	1000
HU	1014 (100.0)			1014	1014
IE		975 (100.0)		975	975
IT		1039 (100.0)		1039	1039
LT	1026 (100.0)			1026	1026
LU		501 (100.0)		501	501
LV	1000 (100.0)			1000	1000
MT	500 (100.0)			500	500
NL		1024 (100.0)		1024	1024
PL	1000 (100.0)			1000	1000
PT	1046 (100.0)			1046	1046
RO	1013 (100.0)			1013	1013
SE	1010 (100.0)			1010	1010
SI	1020 (100.0)			1020	1020
SK	1034 (100.0)			1034	1034
N Sum	16728	9846	26574		
N Valid Sum	16728	9846		26574	

v18 - W7 WEIGHT EU10

W7 WEIGHT EU10

This POPULATION SIZE WEIGHT adds Greece to the EU9 countries. It adjusts each national sample in proportion to its share in the total population aged 15 and over, of this (historical) subgroup of countries. The post-stratification weighting factors are included. All other samples are excluded from calculation. WEIGHT EU10 must be applied whenever these ten countries as of the 1981 enlargement are to be analyzed altogether as a group.

v19 - NATION GROUP EU12

NATION GROUP EU12

NATION GROUP EU12 adds Spain and Portugal to the EU10 countries, new members as of January 1986.

0 Other

1 EU12

Note:

Use of weighting factor W8 (V20) is mandatory.

v19 by v7, Absolute Values (Row Percent)

	v19	0	1	N Sum	N Valid Sum
v7					
AT		1010 (100.0)		1010	1010
BE			1020 (100.0)	1020	1020
BG		1000 (100.0)		1000	1000
CY		501 (100.0)		501	501
CZ		1015 (100.0)		1015	1015
DE-E		530 (100.0)		530	530
DE-W			989 (100.0)	989	989
DK			1007 (100.0)	1007	1007
EE		1000 (100.0)		1000	1000
ES			1006 (100.0)	1006	1006
FI		1003 (100.0)		1003	1003
FR			1000 (100.0)	1000	1000
GB-GBN			1000 (100.0)	1000	1000
GB-NIR			291 (100.0)	291	291
GR			1000 (100.0)	1000	1000
HU		1014 (100.0)		1014	1014
IE			975 (100.0)	975	975
IT			1039 (100.0)	1039	1039
LT		1026 (100.0)		1026	1026
LU			501 (100.0)	501	501
LV		1000 (100.0)		1000	1000
MT		500 (100.0)		500	500
NL			1024 (100.0)	1024	1024
PL		1000 (100.0)		1000	1000
PT			1046 (100.0)	1046	1046
RO		1013 (100.0)		1013	1013
SE		1010 (100.0)		1010	1010
SI		1020 (100.0)		1020	1020
SK		1034 (100.0)		1034	1034
N Sum		14676	11898	26574	
N Valid Sum		14676	11898		26574

v20 - W8 WEIGHT EU12

W8 WEIGHT EU12

This POPULATION SIZE WEIGHT adds Spain and Portugal to the EU10 countries. It adjusts each national sample in proportion to its share in the total population aged 15 and over, of this (historical) subgroup of countries. The post-stratification weighting factors are included. All other samples are excluded from calculation. WEIGHT EU12 must be applied whenever these twelve countries as of the 1986 enlargement are to be analyzed altogether as a group.

v21 - NATION GROUP EU12+

NATION GROUP EU12+

NATION GROUP EU12+ equals EU12 but including East Germany after the unification of Germany on October 3, 1990.

0 Other

1 EU12+

Note:

Use of weighting factor W9 (V22) is mandatory.

v21 by v7, Absolute Values (Row Percent)

	v21	0	1	N Sum	N Valid Sum
v7					
AT	1010 (100.0)			1010	1010
BE		1020 (100.0)		1020	1020
BG	1000 (100.0)			1000	1000
CY	501 (100.0)			501	501
CZ	1015 (100.0)			1015	1015
DE-E		530 (100.0)		530	530
DE-W		989 (100.0)		989	989
DK		1007 (100.0)		1007	1007
EE	1000 (100.0)			1000	1000
ES		1006 (100.0)		1006	1006
FI	1003 (100.0)			1003	1003
FR		1000 (100.0)		1000	1000
GB-GBN		1000 (100.0)		1000	1000
GB-NIR		291 (100.0)		291	291
GR		1000 (100.0)		1000	1000
HU	1014 (100.0)			1014	1014
IE		975 (100.0)		975	975
IT		1039 (100.0)		1039	1039
LT	1026 (100.0)			1026	1026
LU		501 (100.0)		501	501
LV	1000 (100.0)			1000	1000
MT	500 (100.0)			500	500
NL		1024 (100.0)		1024	1024
PL	1000 (100.0)			1000	1000
PT		1046 (100.0)		1046	1046
RO	1013 (100.0)			1013	1013
SE	1010 (100.0)			1010	1010
SI	1020 (100.0)			1020	1020
SK	1034 (100.0)			1034	1034
N Sum		14146	12428	26574	
N Valid Sum		14146	12428		26574

v22 - W9 WEIGHT EU12+

W9 WEIGHT EU12+

This POPULATION SIZE WEIGHT equals WEIGHT EU12 but in addition including East Germany (former German Democratic Republic) after the unification of Germany on October 3, 1990 (Eurobarometer 34). It adjusts each national sample in proportion to its share in the total population aged 15 and over, of this (historical) subgroup of countries. The post-stratification weighting factors are included. All other samples are excluded from calculation. WEIGHT EU12+ must be applied whenever these twelve member countries are to be analyzed altogether as a group including the Eastern part of Germany (new German federal states).

v23 - NATION GROUP EU NMS 3

NATION GROUP EU NMS 3

NATION GROUP EU NMS 3 only refers to the three new members as of January 1995: Finland, Sweden and Austria.

- 0 Other
- 1 EU NMS 3

Note:

Use of weighting factor W10 (V24) is mandatory.

v23 by v7, Absolute Values (Row Percent)

	v23	0	1	N Sum	N Valid Sum
v7					
AT		1010 (100.0)		1010	1010
BE	1020 (100.0)			1020	1020
BG	1000 (100.0)			1000	1000
CY	501 (100.0)			501	501
CZ	1015 (100.0)			1015	1015
DE-E	530 (100.0)			530	530
DE-W	989 (100.0)			989	989
DK	1007 (100.0)			1007	1007
EE	1000 (100.0)			1000	1000
ES	1006 (100.0)			1006	1006
FI		1003 (100.0)		1003	1003
FR	1000 (100.0)			1000	1000
GB-GBN	1000 (100.0)			1000	1000
GB-NIR	291 (100.0)			291	291
GR	1000 (100.0)			1000	1000
HU	1014 (100.0)			1014	1014
IE	975 (100.0)			975	975
IT	1039 (100.0)			1039	1039
LT	1026 (100.0)			1026	1026
LU	501 (100.0)			501	501
LV	1000 (100.0)			1000	1000
MT	500 (100.0)			500	500
NL	1024 (100.0)			1024	1024
PL	1000 (100.0)			1000	1000
PT	1046 (100.0)			1046	1046
RO	1013 (100.0)			1013	1013
SE		1010 (100.0)		1010	1010
SI	1020 (100.0)			1020	1020
SK	1034 (100.0)			1034	1034
N Sum	23551	3023		26574	
N Valid Sum	23551	3023			26574

v24 - W10 WEIGHT EU NMS 3

W10 WEIGHT EU NMS 3

This POPULATION SIZE WEIGHT only refers to the three new members as of January 1995: Finland, Sweden and Austria. It adjusts each national sample in proportion to its share in the total population aged 15 and over, of this group of new member countries. The post-stratification weighting factors are included. All other samples are excluded from calculation. WEIGHT EU NMS 3 must be applied whenever these three countries are to be analyzed altogether as a group.

v25 - NATION GROUP EU15

NATION GROUP EU15

NATION GROUP EU15 adds Finland, Sweden, and Austria to the EURO 12+ countries, new members as of January 1995.

0 Other

1 EU15

Note:

Use of weighting factor W11 (V26) is mandatory.

v25 by v7, Absolute Values (Row Percent)

	v25	0	1	N Sum	N Valid Sum
v7					
AT		1010 (100.0)		1010	1010
BE			1020 (100.0)	1020	1020
BG	1000 (100.0)			1000	1000
CY	501 (100.0)			501	501
CZ	1015 (100.0)			1015	1015
DE-E		530 (100.0)		530	530
DE-W		989 (100.0)		989	989
DK		1007 (100.0)		1007	1007
EE	1000 (100.0)			1000	1000
ES		1006 (100.0)		1006	1006
FI		1003 (100.0)		1003	1003
FR		1000 (100.0)		1000	1000
GB-GBN		1000 (100.0)		1000	1000
GB-NIR		291 (100.0)		291	291
GR		1000 (100.0)		1000	1000
HU	1014 (100.0)			1014	1014
IE		975 (100.0)		975	975
IT		1039 (100.0)		1039	1039
LT	1026 (100.0)			1026	1026
LU		501 (100.0)		501	501
LV	1000 (100.0)			1000	1000
MT	500 (100.0)			500	500
NL		1024 (100.0)		1024	1024
PL	1000 (100.0)			1000	1000
PT		1046 (100.0)		1046	1046
RO	1013 (100.0)			1013	1013
SE		1010 (100.0)		1010	1010
SI	1020 (100.0)			1020	1020
SK	1034 (100.0)			1034	1034
N Sum		11123	15451	26574	
N Valid Sum		11123	15451		26574

v26 - W11 WEIGHT EU15

W11 WEIGHT EU15

This POPULATION SIZE WEIGHT adds Finland, Sweden, and Austria to the EU12+ countries. It adjusts each national sample in proportion to its share in the total population aged 15 and over, of this (historical) subgroup of countries. The post-stratification weighting factors are included. All other samples are excluded from calculation. WEIGHT EU15 must be applied whenever these 15 countries as of the 1995 enlargement are to be analyzed altogether as a group.

v27 - NATION GROUP EU NMS 10

NATION GROUP EU NMS 10

NATION GROUP EU NMS 10 refers to the group of the ten new members of the enlargement in 2004.

- 0 Other
- 1 EU NMS 10

Note:

Use of weighting factor W13 (V28) is mandatory.

v27 by v7, Absolute Values (Row Percent)

v7	v27	0	1	N Sum	N Valid Sum
AT	1010 (100.0)			1010	1010
BE	1020 (100.0)			1020	1020
BG	1000 (100.0)			1000	1000
CY		501 (100.0)		501	501
CZ		1015 (100.0)		1015	1015
DE-E	530 (100.0)			530	530
DE-W	989 (100.0)			989	989
DK	1007 (100.0)			1007	1007
EE		1000 (100.0)		1000	1000
ES	1006 (100.0)			1006	1006
FI	1003 (100.0)			1003	1003
FR	1000 (100.0)			1000	1000
GB-GBN	1000 (100.0)			1000	1000
GB-NIR	291 (100.0)			291	291
GR	1000 (100.0)			1000	1000
HU		1014 (100.0)		1014	1014
IE	975 (100.0)			975	975
IT	1039 (100.0)			1039	1039
LT		1026 (100.0)		1026	1026
LU	501 (100.0)			501	501
LV		1000 (100.0)		1000	1000
MT		500 (100.0)		500	500
NL	1024 (100.0)			1024	1024
PL		1000 (100.0)		1000	1000
PT	1046 (100.0)			1046	1046
RO	1013 (100.0)			1013	1013
SE	1010 (100.0)			1010	1010
SI		1020 (100.0)		1020	1020
SK		1034 (100.0)		1034	1034
N Sum	17464	9110		26574	
N Valid Sum	17464	9110			26574

v28 - W13 WEIGHT EU NMS 10

W13 WEIGHT EU NMS 10

This POPULATION SIZE WEIGHT only refers to the group of the ten new members as of the enlargement in 2004: Republic of Cyprus, Czech Republic, Estonia, Hungary, Latvia, Lithuania, Malta, Poland, Slovakia and Slovenia. It adjusts each national sample in proportion to its share in the total population aged 15 and over, of this group of new member countries. The post-stratification weighting factors are included. All other samples are excluded from calculation. WEIGHT EU NMS 10 must be applied whenever these ten countries are to be analyzed altogether as a group.

v29 - NATION GROUP EU25

NATION GROUP EU25

NATION GROUP EU25 refers to the group of ALL European Union member countries after the enlargement in 2004.

0 Other

1 EU25

Note:

Use of weighting factor W14 (V30) is mandatory.

v29 by v7, Absolute Values (Row Percent)

	v29	0	1	N Sum	N Valid Sum
v7					
AT		1010 (100.0)		1010	1010
BE		1020 (100.0)		1020	1020
BG	1000 (100.0)			1000	1000
CY		501 (100.0)		501	501
CZ		1015 (100.0)		1015	1015
DE-E		530 (100.0)		530	530
DE-W		989 (100.0)		989	989
DK		1007 (100.0)		1007	1007
EE		1000 (100.0)		1000	1000
ES		1006 (100.0)		1006	1006
FI		1003 (100.0)		1003	1003
FR		1000 (100.0)		1000	1000
GB-GBN		1000 (100.0)		1000	1000
GB-NIR		291 (100.0)		291	291
GR		1000 (100.0)		1000	1000
HU		1014 (100.0)		1014	1014
IE		975 (100.0)		975	975
IT		1039 (100.0)		1039	1039
LT		1026 (100.0)		1026	1026
LU		501 (100.0)		501	501
LV		1000 (100.0)		1000	1000
MT		500 (100.0)		500	500
NL		1024 (100.0)		1024	1024
PL		1000 (100.0)		1000	1000
PT		1046 (100.0)		1046	1046
RO	1013 (100.0)			1013	1013
SE		1010 (100.0)		1010	1010
SI		1020 (100.0)		1020	1020
SK		1034 (100.0)		1034	1034
N Sum		2013	24561	26574	
N Valid Sum		2013	24561		26574

v30 - W14 WEIGHT EU25

W14 WEIGHT EU25

This POPULATION SIZE WEIGHT adds Republic of Cyprus, Czech Republic, Estonia, Hungary, Latvia, Lithuania, Malta, Poland, Slovakia and Slovenia to the EU15 countries. It adjusts each national sample in proportion to its share in the total population aged 15 and over, of this (historical) group of countries. The post-stratification weighting factors are included. All other samples are excluded from calculation. WEIGHT EU25 must be applied whenever these 25 countries as of the 2004 enlargement are to be analyzed altogether as a group.

v31 - NATION GROUP AC (BG RO)

NATION GROUP AC (BG RO)

NATION GROUP AC refers to Bulgaria and Romania.

0 Other

1 AC (BG RO)

Note:

Use of weighting factor W18 (V32) is mandatory.

v31 by v7, Absolute Values (Row Percent)

	v31	0	1	N Sum	N Valid Sum
v7					
AT		1010 (100.0)		1010	1010
BE		1020 (100.0)		1020	1020
BG			1000 (100.0)	1000	1000
CY		501 (100.0)		501	501
CZ		1015 (100.0)		1015	1015
DE-E		530 (100.0)		530	530
DE-W		989 (100.0)		989	989
DK		1007 (100.0)		1007	1007
EE		1000 (100.0)		1000	1000
ES		1006 (100.0)		1006	1006
FI		1003 (100.0)		1003	1003
FR		1000 (100.0)		1000	1000
GB-GBN		1000 (100.0)		1000	1000
GB-NIR		291 (100.0)		291	291
GR		1000 (100.0)		1000	1000
HU		1014 (100.0)		1014	1014
IE		975 (100.0)		975	975
IT		1039 (100.0)		1039	1039
LT		1026 (100.0)		1026	1026
LU		501 (100.0)		501	501
LV		1000 (100.0)		1000	1000
MT		500 (100.0)		500	500
NL		1024 (100.0)		1024	1024
PL		1000 (100.0)		1000	1000
PT		1046 (100.0)		1046	1046
RO			1013 (100.0)	1013	1013
SE		1010 (100.0)		1010	1010
SI		1020 (100.0)		1020	1020
SK		1034 (100.0)		1034	1034
N Sum		24561	2013	26574	
N Valid Sum		24561	2013		26574

v32 - W18 WEIGHT AC (BG RO)

W18 WEIGHT AC (BG RO)

This POPULATION SIZE WEIGHT refers to Bulgaria and Romania. It adjusts each national sample in proportion to its share in the total population aged 15 and over, of this group of future EU accession countries. The post-stratification weighting factors are included. All other countries are excluded from calculation. WEIGHT AC must be applied whenever these two countries are to be analyzed altogether as a group.

v33 - NATION GROUP EU27

NATION GROUP EU27

NATION GROUP EU27 includes all 25 member countries after the 2004 enlargement, plus the Accession Countries Bulgaria and Romania.

0 Other

1 EU27

Note:

Use of weighting factor W22 (V34) is mandatory.

v33 by v7, Absolute Values (Row Percent)

	v33	1	N Sum	N Valid Sum
v7				
AT	1010 (100.0)		1010	1010
BE	1020 (100.0)		1020	1020
BG	1000 (100.0)		1000	1000
CY	501 (100.0)		501	501
CZ	1015 (100.0)		1015	1015
DE-E	530 (100.0)		530	530
DE-W	989 (100.0)		989	989
DK	1007 (100.0)		1007	1007
EE	1000 (100.0)		1000	1000
ES	1006 (100.0)		1006	1006
FI	1003 (100.0)		1003	1003
FR	1000 (100.0)		1000	1000
GB-GBN	1000 (100.0)		1000	1000
GB-NIR	291 (100.0)		291	291
GR	1000 (100.0)		1000	1000
HU	1014 (100.0)		1014	1014
IE	975 (100.0)		975	975
IT	1039 (100.0)		1039	1039
LT	1026 (100.0)		1026	1026
LU	501 (100.0)		501	501
LV	1000 (100.0)		1000	1000
MT	500 (100.0)		500	500
NL	1024 (100.0)		1024	1024
PL	1000 (100.0)		1000	1000
PT	1046 (100.0)		1046	1046
RO	1013 (100.0)		1013	1013
SE	1010 (100.0)		1010	1010
SI	1020 (100.0)		1020	1020
SK	1034 (100.0)		1034	1034
N Sum		26574	26574	
N Valid Sum		26574		26574

v34 - W22 WEIGHT EU 27

W22 WEIGHT EU27

WEIGHT EU27 includes all 25 member countries after the 2004 enlargement, plus the Accession Countries Bulgaria and Romania.

This POPULATION SIZE WEIGHT adjusts each national sample in proportion to its share in the total population aged 15 and over, of the European Union plus Bulgaria and Romania. It should be used whenever all 27 countries participating in this wave are to be analysed as a group. The post-stratification weighting factors for all samples/countries are included.

v35 - NATION GROUP EU NMS 12

NATION GROUP EU NMS 12

NATION GROUP EU NMS 12 refers to the group of the 12 new members after the enlargement of January 2007 (accession of Bulgaria and Romania).

0 Other

1 EU NMS 12

Note:

Use of weighting factor W24 (V36) is mandatory.

v35 by v7, Absolute Values (Row Percent)

	v35	0	1	N Sum	N Valid Sum
v7					
AT	1010 (100.0)			1010	1010
BE	1020 (100.0)			1020	1020
BG		1000 (100.0)		1000	1000
CY		501 (100.0)		501	501
CZ		1015 (100.0)		1015	1015
DE-E	530 (100.0)			530	530
DE-W	989 (100.0)			989	989
DK	1007 (100.0)			1007	1007
EE		1000 (100.0)		1000	1000
ES	1006 (100.0)			1006	1006
FI	1003 (100.0)			1003	1003
FR	1000 (100.0)			1000	1000
GB-GBN	1000 (100.0)			1000	1000
GB-NIR	291 (100.0)			291	291
GR	1000 (100.0)			1000	1000
HU		1014 (100.0)		1014	1014
IE	975 (100.0)			975	975
IT	1039 (100.0)			1039	1039
LT		1026 (100.0)		1026	1026
LU	501 (100.0)			501	501
LV		1000 (100.0)		1000	1000
MT		500 (100.0)		500	500
NL	1024 (100.0)			1024	1024
PL		1000 (100.0)		1000	1000
PT	1046 (100.0)			1046	1046
RO		1013 (100.0)		1013	1013
SE	1010 (100.0)			1010	1010
SI		1020 (100.0)		1020	1020
SK		1034 (100.0)		1034	1034
N Sum	15451	11123		26574	
N Valid Sum	15451	11123			26574

v36 - W24 WEIGHT EU NMS 12

W24 WEIGHT EU NMS 12

This POPULATION SIZE WEIGHT refers to the group of the 12 new member countries as of the enlargement in January 2007: Republic of Cyprus, Czech Republic, Estonia, Hungary, Latvia, Lithuania, Malta, Poland, Slovakia, Slovenia, BULGARIA and ROMANIA. It adjusts each national sample in proportion to its share in the total population aged 15 and over, of this group of new member countries. The post-stratification weighting factors are included. All other samples are excluded from calculation. WEIGHT EU NMS 12 must be applied whenever these 12 countries are to be analyzed altogether as a group.

v37 - NATION GROUP EURO ZONE 2009

NATION GROUP EURO ZONE 2009

NATION GROUP EURO ZONE 2009 separates the group of 12 countries which introduced the EURO as of January 1, 2002 (Belgium, Germany, Greece, Spain, France, Ireland, Italy, Luxembourg, the Netherlands, Austria, Portugal and Finland) plus Slovenia which introduced the EURO as of January 1, 2007, plus Cyprus and Malta, which introduced the EURO as of January 1, 2008, plus Slovakia, which introduced the EURO as of January 1, 2009.

0 Other

1 EURO ZONE 2009

Note:

Use of weighting factor W81 (V38) is mandatory.

v37 by v7, Absolute Values (Row Percent)

	v37	0	1	N Sum	N Valid Sum
v7					
AT		1010 (100.0)		1010	1010
BE			1020 (100.0)	1020	1020
BG	1000 (100.0)			1000	1000
CY		501 (100.0)		501	501
CZ	1015 (100.0)			1015	1015
DE-E		530 (100.0)		530	530
DE-W		989 (100.0)		989	989
DK	1007 (100.0)			1007	1007
EE	1000 (100.0)			1000	1000
ES		1006 (100.0)		1006	1006
FI		1003 (100.0)		1003	1003
FR		1000 (100.0)		1000	1000
GB-GBN	1000 (100.0)			1000	1000
GB-NIR	291 (100.0)			291	291
GR		1000 (100.0)		1000	1000
HU	1014 (100.0)			1014	1014
IE		975 (100.0)		975	975
IT		1039 (100.0)		1039	1039
LT	1026 (100.0)			1026	1026
LU		501 (100.0)		501	501
LV	1000 (100.0)			1000	1000
MT		500 (100.0)		500	500
NL		1024 (100.0)		1024	1024
PL	1000 (100.0)			1000	1000
PT		1046 (100.0)		1046	1046
RO	1013 (100.0)			1013	1013
SE	1010 (100.0)			1010	1010
SI		1020 (100.0)		1020	1020
SK		1034 (100.0)		1034	1034
N Sum		11376	15198	26574	
N Valid Sum		11376	15198		26574

v38 - W81 WEIGHT EURO ZONE 2009

W81 WEIGHT EURO ZONE 2009

This POPULATION SIZE WEIGHT separates the group of 12 countries which introduced the EURO as of January 1, 2002 (Belgium, Germany, Greece, Spain, France, Ireland, Italy, Luxembourg, the Netherlands, Austria, Portugal and Finland) plus Slovenia which introduced the EURO as of January 1, 2007, plus Cyprus and Malta, which introduced the EURO as of January 1, 2008, plus Slovakia, which introduced the EURO as of January 1, 2009. It adjusts each national sample in proportion to its share in the total population aged 15 and over, of this (historical) subgroup of countries. The post-stratification weighting factors are included. All other samples are excluded from calculation. WEIGHT EURO ZONE 2009 must be applied whenever these countries are to be analyzed altogether as a group, e.g. when questions related to the introduction of the common European currency are concerned.

v39 - NATION GROUP NON EURO ZONE 2009

NATION GROUP NON EURO ZONE 2009

NATION GROUP NON EURO ZONE 2009 refers to the group of countries which did not introduce the EURO up to January 1, 2009 (Denmark, United Kingdom, Sweden, Czech Republic, Estonia, Hungary, Latvia, Lithuania, Poland, Bulgaria, Romania).

0 Other

1 NON EURO ZONE 2009

Note:

Use of weighting factor W82 (V40) is mandatory.

v39 by v7, Absolute Values (Row Percent)

	v39	0	1	N Sum	N Valid Sum
v7					
AT	1010 (100.0)			1010	1010
BE	1020 (100.0)			1020	1020
BG		1000 (100.0)		1000	1000
CY	501 (100.0)			501	501
CZ		1015 (100.0)		1015	1015
DE-E	530 (100.0)			530	530
DE-W	989 (100.0)			989	989
DK		1007 (100.0)		1007	1007
EE		1000 (100.0)		1000	1000
ES	1006 (100.0)			1006	1006
FI	1003 (100.0)			1003	1003
FR	1000 (100.0)			1000	1000
GB-GBN		1000 (100.0)		1000	1000
GB-NIR		291 (100.0)		291	291
GR	1000 (100.0)			1000	1000
HU		1014 (100.0)		1014	1014
IE	975 (100.0)			975	975
IT	1039 (100.0)			1039	1039
LT		1026 (100.0)		1026	1026
LU	501 (100.0)			501	501
LV		1000 (100.0)		1000	1000
MT	500 (100.0)			500	500
NL	1024 (100.0)			1024	1024
PL		1000 (100.0)		1000	1000
PT	1046 (100.0)			1046	1046
RO		1013 (100.0)		1013	1013
SE		1010 (100.0)		1010	1010
SI	1020 (100.0)			1020	1020
SK	1034 (100.0)			1034	1034
N Sum	15198	11376	26574		
N Valid Sum	15198	11376		26574	

v40 - W82 WEIGHT NON EURO ZONE 2009

W82 WEIGHT NON EURO ZONE 2009

This POPULATION SIZE WEIGHT separates the group of countries (Denmark, United Kingdom, Sweden, Czech Republic, Estonia, Hungary, Latvia, Lithuania, Poland, Bulgaria, Romania) which did not introduce the EURO up to January 1, 2009. It adjusts each national sample in proportion to its share in the total population aged 15 and over, of this subgroup of countries. The post-stratification weighting factors are included. All other samples are excluded from calculation. WEIGHT NON EURO ZONE 2009 must be applied whenever these countries are to be analyzed altogether as a group.

v41 - WEX WEIGHT EXTRA POPULATION 15+

WEX WEIGHT EXTRA POPULATION 15+

WEIGHT EXTRA extrapolates the actual universe (population aged 15 or more) for each country (sample), i.e. this weight variable integrates all other available weights, but does not reproduce the number of cases in the data set.

v42 - Q1 NATIONALITY BELGIUM

Q.1

What is your nationality? Please tell me the country(ies) that applies(y).

(MULTIPLE ANSWERS POSSIBLE)

(IF OTHER or DK THEN CLOSE INTERVIEW)

Q.1_1 Belgium

0 Not mentioned

1 Mentioned

Comparability:

Last trend: EB74.2, Q.1

v42 by v7, Absolute Values (Row Percent), weighted by v8

	v42	0	1	N Sum	N Valid Sum
v7					
AT		1009 (99.9)	1 (0.1)	1010	1010
BE		39 (3.8)	981 (96.2)	1020	1020
BG		1000 (100.0)		1000	1000
CY		501 (100.0)		501	501
CZ		1015 (100.0)		1015	1015
DE-E		530 (100.0)		530	530
DE-W		989 (100.0)		989	989
DK		1007 (100.0)		1007	1007
EE		1000 (100.0)		1000	1000
ES		1004 (99.8)	2 (0.2)	1006	1006
FI		1003 (100.0)		1003	1003
FR		999 (99.9)	1 (0.1)	1000	1000
GB-GBN		1000 (100.0)	0 (0.0)	1000	1000
GB-NIR		291 (100.0)		291	291
GR		1000 (100.0)		1000	1000
HU		1014 (100.0)		1014	1014
IE		975 (100.0)		975	975
IT		1039 (100.0)		1039	1039
LT		1026 (100.0)		1026	1026
LU		481 (96.0)	20 (4.0)	501	501
LV		1000 (100.0)		1000	1000
MT		500 (100.0)		500	500
NL		1021 (99.7)	3 (0.3)	1024	1024
PL		1000 (100.0)		1000	1000
PT		1041 (99.5)	5 (0.5)	1046	1046
RO		1013 (100.0)		1013	1013
SE		1009 (99.9)	1 (0.1)	1010	1010
SI		1020 (100.0)		1020	1020
SK		1034 (100.0)		1034	1034
N Sum		25560	1014	26574	
N Valid Sum		25560	1014		26574

v43 - Q1 NATIONALITY DENMARK

Q.1

What is your nationality? Please tell me the country(ies) that applies(y).

(MULTIPLE ANSWERS POSSIBLE)

(IF OTHER or DK THEN CLOSE INTERVIEW)

Q.1_2 Denmark

0 Not mentioned

1 Mentioned

Comparability:

Last trend: EB74.2, Q.1

v43 by v7, Absolute Values (Row Percent), weighted by v8

	v43	0	1	N Sum	N Valid Sum
v7					
AT	1010 (100.0)			1010	1010
BE	1019 (99.9)		1 (0.1)	1020	1020
BG	1000 (100.0)			1000	1000
CY	501 (100.0)			501	501
CZ	1015 (100.0)			1015	1015
DE-E	525 (99.1)		5 (0.9)	530	530
DE-W	988 (99.9)		1 (0.1)	989	989
DK	18 (1.8)		990 (98.2)	1008	1008
EE	1000 (100.0)			1000	1000
ES	1006 (100.0)			1006	1006
FI	1003 (100.0)			1003	1003
FR	998 (99.8)		2 (0.2)	1000	1000
GB-GBN	1000 (100.0)			1000	1000
GB-NIR	291 (100.0)			291	291
GR	1000 (100.0)			1000	1000
HU	1014 (100.0)			1014	1014
IE	975 (100.0)			975	975
IT	1039 (100.0)			1039	1039
LT	1026 (100.0)			1026	1026
LU	500 (99.8)		1 (0.2)	501	501
LV	1000 (100.0)			1000	1000
MT	500 (100.0)			500	500
NL	1023 (99.9)		1 (0.1)	1024	1024
PL	998 (99.8)		2 (0.2)	1000	1000
PT	1046 (100.0)			1046	1046
RO	1013 (100.0)			1013	1013
SE	1009 (99.9)		1 (0.1)	1010	1010
SI	1020 (100.0)			1020	1020
SK	1033 (99.9)		1 (0.1)	1034	1034
N Sum	25570		1005	26575	
N Valid Sum	25570		1005		26575

v44 - Q1 NATIONALITY GERMANY

Q.1

What is your nationality? Please tell me the country(ies) that applies(y).

(MULTIPLE ANSWERS POSSIBLE)

(IF OTHER or DK THEN CLOSE INTERVIEW)

Q.1_3 Germany

0 Not mentioned

1 Mentioned

Comparability:

Last trend: EB74.2, Q.1

v44 by v7, Absolute Values (Row Percent), weighted by v8

	v44	0	1	N Sum	N Valid Sum
v7					
AT	1008 (99.8)	2 (0.2)		1010	1010
BE	1020 (100.0)			1020	1020
BG	1000 (100.0)			1000	1000
CY	501 (100.0)			501	501
CZ	1014 (99.9)	1 (0.1)		1015	1015
DE-E	6 (1.1)	524 (98.9)		530	530
DE-W	22 (2.2)	967 (97.8)		989	989
DK	1006 (99.9)	1 (0.1)		1007	1007
EE	1000 (100.0)			1000	1000
ES	1003 (99.7)	3 (0.3)		1006	1006
FI	1003 (100.0)			1003	1003
FR	997 (99.7)	3 (0.3)		1000	1000
GB-GBN	997 (99.7)	3 (0.3)		1000	1000
GB-NIR	291 (100.0)			291	291
GR	1000 (100.0)			1000	1000
HU	1014 (100.0)			1014	1014
IE	974 (99.9)	1 (0.1)		975	975
IT	1039 (100.0)			1039	1039
LT	1026 (100.0)			1026	1026
LU	491 (98.0)	10 (2.0)		501	501
LV	1000 (100.0)			1000	1000
MT	500 (100.0)			500	500
NL	1023 (99.9)	1 (0.1)		1024	1024
PL	998 (99.8)	2 (0.2)		1000	1000
PT	1045 (99.9)	1 (0.1)		1046	1046
RO	1013 (100.0)			1013	1013
SE	1006 (99.6)	4 (0.4)		1010	1010
SI	1020 (100.0)			1020	1020
SK	1034 (100.0)			1034	1034
N Sum	25051	1523		26574	
N Valid Sum	25051	1523			26574

v45 - Q1 NATIONALITY GREECE

Q.1

What is your nationality? Please tell me the country(ies) that applies(y).

(MULTIPLE ANSWERS POSSIBLE)

(IF OTHER or DK THEN CLOSE INTERVIEW)

Q.1_4 Greece

0 Not mentioned

1 Mentioned

Comparability:

Last trend: EB74.2, Q.1

v45 by v7, Absolute Values (Row Percent), weighted by v8

	v45	0	1	N Sum	N Valid Sum
v7					
AT	1010 (100.0)			1010	1010
BE	1019 (99.9)		1 (0.1)	1020	1020
BG	1000 (100.0)			1000	1000
CY	491 (98.0)		10 (2.0)	501	501
CZ	1015 (100.0)			1015	1015
DE-E	530 (100.0)			530	530
DE-W	986 (99.7)		3 (0.3)	989	989
DK	1007 (100.0)			1007	1007
EE	1000 (100.0)			1000	1000
ES	1006 (100.0)			1006	1006
FI	1003 (100.0)			1003	1003
FR	1000 (100.0)			1000	1000
GB-GBN	1000 (100.0)			1000	1000
GB-NIR	291 (100.0)			291	291
GR	23 (2.3)	977 (97.7)		1000	1000
HU	1014 (100.0)			1014	1014
IE	975 (100.0)			975	975
IT	1039 (100.0)			1039	1039
LT	1026 (100.0)			1026	1026
LU	500 (99.8)		1 (0.2)	501	501
LV	1000 (100.0)			1000	1000
MT	500 (100.0)			500	500
NL	1022 (99.8)		2 (0.2)	1024	1024
PL	1000 (100.0)			1000	1000
PT	1046 (100.0)			1046	1046
RO	1013 (100.0)			1013	1013
SE	1007 (99.7)		3 (0.3)	1010	1010
SI	1020 (100.0)			1020	1020
SK	1034 (100.0)			1034	1034
N Sum	25577		997	26574	
N Valid Sum	25577		997		26574

v46 - Q1 NATIONALITY SPAIN

Q.1

What is your nationality? Please tell me the country(ies) that applies(y).

(MULTIPLE ANSWERS POSSIBLE)

(IF OTHER or DK THEN CLOSE INTERVIEW)

Q.1_5 Spain

0 Not mentioned

1 Mentioned

Comparability:

Last trend: EB74.2, Q.1

v46 by v7, Absolute Values (Row Percent), weighted by v8

	v46	0	1	N Sum	N Valid Sum
v7					
AT	1010 (100.0)			1010	1010
BE	1015 (99.5)		5 (0.5)	1020	1020
BG	1000 (100.0)			1000	1000
CY	501 (100.0)			501	501
CZ	1015 (100.0)			1015	1015
DE-E	530 (100.0)			530	530
DE-W	989 (100.0)		0 (0.0)	989	989
DK	1006 (99.9)		1 (0.1)	1007	1007
EE	1000 (100.0)			1000	1000
ES	47 (4.7)	960 (95.3)		1007	1007
FI	1003 (100.0)			1003	1003
FR	995 (99.5)		5 (0.5)	1000	1000
GB-GBN	998 (99.8)		2 (0.2)	1000	1000
GB-NIR	291 (100.0)			291	291
GR	1000 (100.0)			1000	1000
HU	1014 (100.0)			1014	1014
IE	975 (100.0)			975	975
IT	1039 (100.0)			1039	1039
LT	1026 (100.0)			1026	1026
LU	499 (99.6)		2 (0.4)	501	501
LV	1000 (100.0)			1000	1000
MT	500 (100.0)			500	500
NL	1022 (99.8)		2 (0.2)	1024	1024
PL	1000 (100.0)			1000	1000
PT	1045 (99.9)		1 (0.1)	1046	1046
RO	1013 (100.0)			1013	1013
SE	1010 (100.0)			1010	1010
SI	1020 (100.0)			1020	1020
SK	1034 (100.0)			1034	1034
N Sum	25597	978		26575	
N Valid Sum	25597	978			26575

v47 - Q1 NATIONALITY FRANCE

Q.1

What is your nationality? Please tell me the country(ies) that applies(y).

(MULTIPLE ANSWERS POSSIBLE)

(IF OTHER or DK THEN CLOSE INTERVIEW)

Q.1_6 France

0 Not mentioned

1 Mentioned

Comparability:

Last trend: EB74.2, Q.1

v47 by v7, Absolute Values (Row Percent), weighted by v8

v7	v47	0	1	N Sum	N Valid Sum
AT	1010 (100.0)			1010	1010
BE	1010 (99.0)	10 (1.0)		1020	1020
BG	1000 (100.0)			1000	1000
CY	501 (100.0)			501	501
CZ	1015 (100.0)			1015	1015
DE-E	529 (99.8)	1 (0.2)		530	530
DE-W	988 (99.9)	1 (0.1)		989	989
DK	1006 (99.9)	1 (0.1)		1007	1007
EE	1000 (100.0)			1000	1000
ES	1001 (99.5)	5 (0.5)		1006	1006
FI	1003 (100.0)			1003	1003
FR	17 (1.7)	983 (98.3)		1000	1000
GB-GBN	998 (99.8)	2 (0.2)		1000	1000
GB-NIR	291 (100.0)			291	291
GR	999 (99.9)	1 (0.1)		1000	1000
HU	1014 (100.0)			1014	1014
IE	970 (99.5)	5 (0.5)		975	975
IT	1039 (100.0)			1039	1039
LT	1026 (100.0)			1026	1026
LU	460 (91.8)	41 (8.2)		501	501
LV	1000 (100.0)			1000	1000
MT	500 (100.0)			500	500
NL	1023 (99.9)	1 (0.1)		1024	1024
PL	1000 (100.0)			1000	1000
PT	1046 (100.0)			1046	1046
RO	1013 (100.0)			1013	1013
SE	1008 (99.8)	2 (0.2)		1010	1010
SI	1020 (100.0)			1020	1020
SK	1034 (100.0)			1034	1034
N Sum	25521	1053		26574	
N Valid Sum	25521	1053			26574

v48 - Q1 NATIONALITY IRELAND

Q.1

What is your nationality? Please tell me the country(ies) that applies(y).

(MULTIPLE ANSWERS POSSIBLE)

(IF OTHER or DK THEN CLOSE INTERVIEW)

Q.1_7 Ireland

0 Not mentioned

1 Mentioned

Comparability:

Last trend: EB74.2, Q.1

v48 by v7, Absolute Values (Row Percent), weighted by v8

	v48	0	1	N Sum	N Valid Sum
v7					
AT	1010 (100.0)			1010	1010
BE	1017 (99.7)		3 (0.3)	1020	1020
BG	1000 (100.0)			1000	1000
CY	501 (100.0)			501	501
CZ	1015 (100.0)			1015	1015
DE-E	530 (100.0)			530	530
DE-W	989 (100.0)			989	989
DK	1007 (100.0)			1007	1007
EE	1000 (100.0)			1000	1000
ES	1006 (100.0)			1006	1006
FI	1003 (100.0)			1003	1003
FR	999 (99.9)		1 (0.1)	1000	1000
GB-GBN	996 (99.6)		4 (0.4)	1000	1000
GB-NIR	232 (79.7)		59 (20.3)	291	291
GR	1000 (100.0)			1000	1000
HU	1014 (100.0)			1014	1014
IE	70 (7.2)		905 (92.8)	975	975
IT	1038 (99.9)		1 (0.1)	1039	1039
LT	1026 (100.0)			1026	1026
LU	499 (99.6)		2 (0.4)	501	501
LV	1000 (100.0)			1000	1000
MT	498 (99.6)		2 (0.4)	500	500
NL	1024 (100.0)			1024	1024
PL	1000 (100.0)			1000	1000
PT	1046 (100.0)			1046	1046
RO	1013 (100.0)			1013	1013
SE	1010 (100.0)			1010	1010
SI	1020 (100.0)			1020	1020
SK	1034 (100.0)			1034	1034
N Sum	25597		977	26574	
N Valid Sum	25597		977		26574

v49 - Q1 NATIONALITY ITALY

Q.1

What is your nationality? Please tell me the country(ies) that applies(y).

(MULTIPLE ANSWERS POSSIBLE)

(IF OTHER or DK THEN CLOSE INTERVIEW)

Q.1_8 Italy

0 Not mentioned

1 Mentioned

Comparability:

Last trend: EB74.2, Q.1

v49 by v7, Absolute Values (Row Percent), weighted by v8

	v49	0	1	N Sum	N Valid Sum
v7					
AT	1010 (100.0)			1010	1010
BE	1003 (98.3)		17 (1.7)	1020	1020
BG	1000 (100.0)			1000	1000
CY	501 (100.0)			501	501
CZ	1015 (100.0)			1015	1015
DE-E	530 (100.0)			530	530
DE-W	983 (99.4)		6 (0.6)	989	989
DK	1007 (100.0)			1007	1007
EE	1000 (100.0)			1000	1000
ES	1002 (99.6)		4 (0.4)	1006	1006
FI	1003 (100.0)			1003	1003
FR	997 (99.7)		3 (0.3)	1000	1000
GB-GBN	997 (99.7)		3 (0.3)	1000	1000
GB-NIR	291 (100.0)			291	291
GR	1000 (100.0)			1000	1000
HU	1014 (100.0)			1014	1014
IE	972 (99.7)		3 (0.3)	975	975
IT	1 (0.1)		1038 (99.9)	1039	1039
LT	1026 (100.0)			1026	1026
LU	485 (96.8)		16 (3.2)	501	501
LV	1000 (100.0)			1000	1000
MT	498 (99.6)		2 (0.4)	500	500
NL	1024 (100.0)			1024	1024
PL	1000 (100.0)			1000	1000
PT	1045 (99.9)		1 (0.1)	1046	1046
RO	1013 (100.0)			1013	1013
SE	1009 (99.9)		1 (0.1)	1010	1010
SI	1020 (100.0)			1020	1020
SK	1034 (100.0)			1034	1034
N Sum	25480		1094	26574	
N Valid Sum	25480		1094		26574

v50 - Q1 NATIONALITY LUXEMBOURG

Q.1

What is your nationality? Please tell me the country(ies) that applies(y).

(MULTIPLE ANSWERS POSSIBLE)

(IF OTHER or DK THEN CLOSE INTERVIEW)

Q.1_9 Luxembourg

0 Not mentioned

1 Mentioned

Comparability:

Last trend: EB74.2, Q.1

v50 by v7, Absolute Values (Row Percent), weighted by v8

	v50	0	1	N Sum	N Valid Sum
v7					
AT	1010 (100.0)			1010	1010
BE	1020 (100.0)			1020	1020
BG	1000 (100.0)			1000	1000
CY	501 (100.0)			501	501
CZ	1015 (100.0)			1015	1015
DE-E	530 (100.0)			530	530
DE-W	989 (100.0)			989	989
DK	1007 (100.0)			1007	1007
EE	1000 (100.0)			1000	1000
ES	1006 (100.0)			1006	1006
FI	1003 (100.0)			1003	1003
FR	1000 (100.0)			1000	1000
GB-GBN	1000 (100.0)			1000	1000
GB-NIR	291 (100.0)			291	291
GR	1000 (100.0)			1000	1000
HU	1014 (100.0)			1014	1014
IE	975 (100.0)			975	975
IT	1039 (100.0)			1039	1039
LT	1026 (100.0)			1026	1026
LU	205 (40.9)	296 (59.1)		501	501
LV	1000 (100.0)			1000	1000
MT	500 (100.0)			500	500
NL	1023 (99.9)	1 (0.1)		1024	1024
PL	1000 (100.0)			1000	1000
PT	1046 (100.0)			1046	1046
RO	1013 (100.0)			1013	1013
SE	1010 (100.0)			1010	1010
SI	1020 (100.0)			1020	1020
SK	1034 (100.0)			1034	1034
N Sum	26277	297		26574	
N Valid Sum	26277	297			26574

v51 - Q1 NATIONALITY NETHERLANDS

Q.1

What is your nationality? Please tell me the country(ies) that applies(y).

(MULTIPLE ANSWERS POSSIBLE)

(IF OTHER or DK THEN CLOSE INTERVIEW)

Q.1_10 Netherlands

0 Not mentioned

1 Mentioned

Comparability:

Last trend: EB74.2, Q.1

v51 by v7, Absolute Values (Row Percent), weighted by v8

v7	v51	0	1	N Sum	N Valid Sum
AT	1010 (100.0)			1010	1010
BE	1012 (99.2)		8 (0.8)	1020	1020
BG	1000 (100.0)			1000	1000
CY	501 (100.0)			501	501
CZ	1015 (100.0)			1015	1015
DE-E	530 (100.0)			530	530
DE-W	989 (100.0)			989	989
DK	1004 (99.7)		3 (0.3)	1007	1007
EE	1000 (100.0)			1000	1000
ES	1006 (100.0)			1006	1006
FI	1003 (100.0)			1003	1003
FR	999 (99.9)		1 (0.1)	1000	1000
GB-GBN	999 (99.9)		1 (0.1)	1000	1000
GB-NIR	291 (100.0)			291	291
GR	1000 (100.0)			1000	1000
HU	1014 (100.0)			1014	1014
IE	974 (99.9)		1 (0.1)	975	975
IT	1039 (100.0)			1039	1039
LT	1026 (100.0)			1026	1026
LU	496 (99.0)		5 (1.0)	501	501
LV	1000 (100.0)			1000	1000
MT	500 (100.0)			500	500
NL	7 (0.7)	1017 (99.3)		1024	1024
PL	1000 (100.0)			1000	1000
PT	1046 (100.0)			1046	1046
RO	1013 (100.0)			1013	1013
SE	1010 (100.0)			1010	1010
SI	1020 (100.0)			1020	1020
SK	1034 (100.0)			1034	1034
N Sum	25538	1036		26574	
N Valid Sum	25538	1036			26574

v52 - Q1 NATIONALITY PORTUGAL

Q.1

What is your nationality? Please tell me the country(ies) that applies(y).

(MULTIPLE ANSWERS POSSIBLE)

(IF OTHER or DK THEN CLOSE INTERVIEW)

Q.1_11 Portugal

0 Not mentioned

1 Mentioned

Comparability:

Last trend: EB74.2, Q.1

v52 by v7, Absolute Values (Row Percent), weighted by v8

v7	v52	0	1	N Sum	N Valid Sum
AT	1010 (100.0)			1010	1010
BE	1018 (99.8)		2 (0.2)	1020	1020
BG	1000 (100.0)			1000	1000
CY	501 (100.0)			501	501
CZ	1015 (100.0)			1015	1015
DE-E	530 (100.0)			530	530
DE-W	987 (99.8)		2 (0.2)	989	989
DK	1007 (100.0)			1007	1007
EE	1000 (100.0)			1000	1000
ES	1005 (99.9)		1 (0.1)	1006	1006
FI	1003 (100.0)			1003	1003
FR	997 (99.7)		3 (0.3)	1000	1000
GB-GBN	999 (99.9)		1 (0.1)	1000	1000
GB-NIR	291 (100.0)			291	291
GR	1000 (100.0)			1000	1000
HU	1014 (100.0)			1014	1014
IE	973 (99.8)		2 (0.2)	975	975
IT	1039 (100.0)			1039	1039
LT	1026 (100.0)			1026	1026
LU	402 (80.2)	99 (19.8)		501	501
LV	1000 (100.0)			1000	1000
MT	500 (100.0)			500	500
NL	1023 (99.9)		1 (0.1)	1024	1024
PL	1000 (100.0)			1000	1000
PT	5 (0.5)	1041 (99.5)		1046	1046
RO	1013 (100.0)			1013	1013
SE	1010 (100.0)			1010	1010
SI	1020 (100.0)			1020	1020
SK	1034 (100.0)			1034	1034
N Sum	25422	1152		26574	
N Valid Sum	25422	1152			26574

v53 - Q1 NATIONALITY UNITED KINGDOM

Q.1

What is your nationality? Please tell me the country(ies) that applies(y).

(MULTIPLE ANSWERS POSSIBLE)

(IF OTHER or DK THEN CLOSE INTERVIEW)

Q.1_12 United Kingdom (Great Britain, Northern Ireland)

0 Not mentioned

1 Mentioned

Comparability:

Last trend: EB74.2, Q.1

v53 by v7, Absolute Values (Row Percent), weighted by v8

v7	v53	0	1	N Sum	N Valid Sum
AT	1010 (100.0)			1010	1010
BE	1019 (99.9)		1 (0.1)	1020	1020
BG	1000 (100.0)			1000	1000
CY	495 (98.8)		6 (1.2)	501	501
CZ	1015 (100.0)			1015	1015
DE-E	530 (100.0)			530	530
DE-W	987 (99.8)		2 (0.2)	989	989
DK	1003 (99.6)		4 (0.4)	1007	1007
EE	1000 (100.0)			1000	1000
ES	1004 (99.8)		2 (0.2)	1006	1006
FI	1003 (100.0)			1003	1003
FR	999 (99.9)		1 (0.1)	1000	1000
GB-GBN	39 (3.9)	961 (96.1)		1000	1000
GB-NIR	64 (22.0)	227 (78.0)		291	291
GR	999 (99.9)		1 (0.1)	1000	1000
HU	1014 (100.0)			1014	1014
IE	955 (97.9)		20 (2.1)	975	975
IT	1039 (100.0)			1039	1039
LT	1026 (100.0)			1026	1026
LU	493 (98.4)		8 (1.6)	501	501
LV	1000 (100.0)			1000	1000
MT	496 (99.2)		4 (0.8)	500	500
NL	1022 (99.8)		2 (0.2)	1024	1024
PL	1000 (100.0)			1000	1000
PT	1046 (100.0)			1046	1046
RO	1013 (100.0)			1013	1013
SE	1009 (99.9)		1 (0.1)	1010	1010
SI	1020 (100.0)			1020	1020
SK	1034 (100.0)			1034	1034
N Sum	25334	1240		26574	
N Valid Sum	25334	1240			26574

v54 - Q1 NATIONALITY AUSTRIA

Q.1

What is your nationality? Please tell me the country(ies) that applies(y).

(MULTIPLE ANSWERS POSSIBLE)

(IF OTHER or DK THEN CLOSE INTERVIEW)

Q.1_13 Austria

0 Not mentioned

1 Mentioned

Comparability:

Last trend: EB74.2, Q.1

v54 by v7, Absolute Values (Row Percent), weighted by v8

	v54	0	1	N Sum	N Valid Sum
v7					
AT		1010 (100.0)		1010	1010
BE		1018 (99.8)	2 (0.2)	1020	1020
BG		1000 (100.0)		1000	1000
CY		501 (100.0)		501	501
CZ		1015 (100.0)		1015	1015
DE-E		530 (100.0)		530	530
DE-W		987 (99.8)	2 (0.2)	989	989
DK		1007 (100.0)		1007	1007
EE		1000 (100.0)		1000	1000
ES		1006 (100.0)		1006	1006
FI		1003 (100.0)		1003	1003
FR		1000 (100.0)		1000	1000
GB-GBN		999 (99.9)	1 (0.1)	1000	1000
GB-NIR		291 (100.0)		291	291
GR		999 (99.9)	1 (0.1)	1000	1000
HU		1014 (100.0)		1014	1014
IE		975 (100.0)		975	975
IT		1039 (100.0)		1039	1039
LT		1026 (100.0)		1026	1026
LU		501 (100.0)		501	501
LV		1000 (100.0)		1000	1000
MT		500 (100.0)		500	500
NL		1022 (99.8)	2 (0.2)	1024	1024
PL		1000 (100.0)		1000	1000
PT		1046 (100.0)		1046	1046
RO		1013 (100.0)		1013	1013
SE		1010 (100.0)		1010	1010
SI		1020 (100.0)		1020	1020
SK		1034 (100.0)		1034	1034
N Sum		25556	1018	26574	
N Valid Sum		25556	1018		26574

v55 - Q1 NATIONALITY SWEDEN

Q.1

What is your nationality? Please tell me the country(ies) that applies(y).

(MULTIPLE ANSWERS POSSIBLE)

(IF OTHER or DK THEN CLOSE INTERVIEW)

Q.1_14 Sweden

0 Not mentioned

1 Mentioned

Comparability:

Last trend: EB74.2, Q.1

v55 by v7, Absolute Values (Row Percent), weighted by v8

	v55	0	1	N Sum	N Valid Sum
v7					
AT	1009 (100.0)	0 (0.0)		1009	1009
BE	1019 (99.9)	1 (0.1)		1020	1020
BG	1000 (100.0)			1000	1000
CY	501 (100.0)			501	501
CZ	1014 (99.9)	1 (0.1)		1015	1015
DE-E	530 (100.0)			530	530
DE-W	989 (100.0)			989	989
DK	1006 (99.9)	1 (0.1)		1007	1007
EE	999 (99.9)	1 (0.1)		1000	1000
ES	1006 (100.0)			1006	1006
FI	999 (99.6)	4 (0.4)		1003	1003
FR	1000 (100.0)			1000	1000
GB-GBN	1000 (100.0)			1000	1000
GB-NIR	290 (99.7)	1 (0.3)		291	291
GR	999 (99.9)	1 (0.1)		1000	1000
HU	1014 (100.0)			1014	1014
IE	974 (99.9)	1 (0.1)		975	975
IT	1039 (100.0)			1039	1039
LT	1026 (100.0)			1026	1026
LU	497 (99.2)	4 (0.8)		501	501
LV	1000 (100.0)			1000	1000
MT	500 (100.0)			500	500
NL	1024 (100.0)			1024	1024
PL	1000 (100.0)			1000	1000
PT	1046 (100.0)			1046	1046
RO	1013 (100.0)			1013	1013
SE	12 (1.2)	998 (98.8)		1010	1010
SI	1020 (100.0)			1020	1020
SK	1034 (100.0)			1034	1034
N Sum	25560	1013		26573	
N Valid Sum	25560	1013			26573

v56 - Q1 NATIONALITY FINLAND

Q.1

What is your nationality? Please tell me the country(ies) that applies(y).

(MULTIPLE ANSWERS POSSIBLE)

(IF OTHER or DK THEN CLOSE INTERVIEW)

Q.1_15 Finland

0 Not mentioned

1 Mentioned

Comparability:

Last trend: EB74.2, Q.1

v56 by v7, Absolute Values (Row Percent), weighted by v8

	v56	0	1	N Sum	N Valid Sum
v7					
AT	1009 (99.9)		1 (0.1)	1010	1010
BE	1020 (100.0)			1020	1020
BG	1000 (100.0)			1000	1000
CY	501 (100.0)			501	501
CZ	1015 (100.0)			1015	1015
DE-E	530 (100.0)			530	530
DE-W	989 (100.0)			989	989
DK	1006 (99.9)		1 (0.1)	1007	1007
EE	1000 (100.0)			1000	1000
ES	1006 (100.0)			1006	1006
FI	7 (0.7)	996 (99.3)		1003	1003
FR	1000 (100.0)			1000	1000
GB-GBN	999 (99.9)		1 (0.1)	1000	1000
GB-NIR	291 (100.0)			291	291
GR	1000 (100.0)			1000	1000
HU	1014 (100.0)			1014	1014
IE	973 (99.8)		2 (0.2)	975	975
IT	1039 (100.0)			1039	1039
LT	1026 (100.0)			1026	1026
LU	501 (100.0)			501	501
LV	1000 (100.0)			1000	1000
MT	500 (100.0)			500	500
NL	1023 (99.9)		1 (0.1)	1024	1024
PL	1000 (100.0)			1000	1000
PT	1046 (100.0)			1046	1046
RO	1013 (100.0)			1013	1013
SE	1002 (99.2)		8 (0.8)	1010	1010
SI	1020 (100.0)			1020	1020
SK	1034 (100.0)			1034	1034
N Sum	25564	1010		26574	
N Valid Sum	25564	1010			26574

v57 - Q1 NATIONALITY CYPRUS (REPUBLIC)

Q.1

What is your nationality? Please tell me the country(ies) that applies(y).

(MULTIPLE ANSWERS POSSIBLE)

(IF OTHER or DK THEN CLOSE INTERVIEW)

Q.1_16 Republic of Cyprus

0 Not mentioned

1 Mentioned

Comparability:

Last trend: EB74.2, Q.1

v57 by v7, Absolute Values (Row Percent), weighted by v8

v7	v57	0	1	N Sum	N Valid Sum
AT		1010 (100.0)		1010	1010
BE		1020 (100.0)		1020	1020
BG		1000 (100.0)		1000	1000
CY		14 (2.8)	487 (97.2)	501	501
CZ		1013 (99.8)	2 (0.2)	1015	1015
DE-E		530 (100.0)		530	530
DE-W		989 (100.0)		989	989
DK		1007 (100.0)		1007	1007
EE		1000 (100.0)		1000	1000
ES		1006 (100.0)		1006	1006
FI		1002 (99.9)	1 (0.1)	1003	1003
FR		1000 (100.0)		1000	1000
GB-GBN		1000 (100.0)		1000	1000
GB-NIR		291 (100.0)		291	291
GR		998 (99.8)	2 (0.2)	1000	1000
HU		1014 (100.0)		1014	1014
IE		975 (100.0)		975	975
IT		1039 (100.0)		1039	1039
LT		1026 (100.0)		1026	1026
LU		501 (100.0)		501	501
LV		1000 (100.0)		1000	1000
MT		500 (100.0)		500	500
NL		1023 (99.9)	1 (0.1)	1024	1024
PL		1000 (100.0)		1000	1000
PT		1046 (100.0)		1046	1046
RO		1013 (100.0)		1013	1013
SE		1010 (100.0)		1010	1010
SI		1020 (100.0)		1020	1020
SK		1034 (100.0)		1034	1034
N Sum		26081	493	26574	
N Valid Sum		26081	493		26574

v58 - Q1 NATIONALITY CZECH REPUBLIC

Q.1

What is your nationality? Please tell me the country(ies) that applies(y).

(MULTIPLE ANSWERS POSSIBLE)

(IF OTHER or DK THEN CLOSE INTERVIEW)

Q.1_17 Czech Republic

0 Not mentioned

1 Mentioned

Comparability:

Last trend: EB74.2, Q.1

v58 by v7, Absolute Values (Row Percent), weighted by v8

v7	v58	0	1	N Sum	N Valid Sum
AT		1010 (100.0)		1010	1010
BE		1020 (100.0)		1020	1020
BG		1000 (100.0)		1000	1000
CY		501 (100.0)		501	501
CZ		8 (0.8)	1007 (99.2)	1015	1015
DE-E		530 (100.0)		530	530
DE-W		988 (99.9)	1 (0.1)	989	989
DK		1007 (100.0)		1007	1007
EE		1000 (100.0)		1000	1000
ES		1006 (100.0)		1006	1006
FI		1003 (100.0)		1003	1003
FR		999 (99.9)	1 (0.1)	1000	1000
GB-GBN		1000 (100.0)		1000	1000
GB-NIR		291 (100.0)		291	291
GR		1000 (100.0)		1000	1000
HU		1014 (100.0)		1014	1014
IE		975 (100.0)		975	975
IT		1039 (100.0)		1039	1039
LT		1026 (100.0)		1026	1026
LU		501 (100.0)		501	501
LV		1000 (100.0)		1000	1000
MT		500 (100.0)		500	500
NL		1024 (100.0)		1024	1024
PL		1000 (100.0)		1000	1000
PT		1046 (100.0)		1046	1046
RO		1013 (100.0)		1013	1013
SE		1010 (100.0)		1010	1010
SI		1020 (100.0)		1020	1020
SK		1034 (100.0)		1034	1034
N Sum		25565	1009	26574	
N Valid Sum		25565	1009		26574

v59 - Q1 NATIONALITY ESTONIA

Q.1

What is your nationality? Please tell me the country(ies) that applies(y).

(MULTIPLE ANSWERS POSSIBLE)

(IF OTHER or DK THEN CLOSE INTERVIEW)

Q.1_18 Estonia

0 Not mentioned

1 Mentioned

Comparability:

Last trend: EB74.2, Q.1

v59 by v7, Absolute Values (Row Percent), weighted by v8

	v59	0	1	N Sum	N Valid Sum
v7					
AT	1010 (100.0)			1010	1010
BE	1020 (100.0)			1020	1020
BG	1000 (100.0)			1000	1000
CY	501 (100.0)			501	501
CZ	1015 (100.0)			1015	1015
DE-E	530 (100.0)			530	530
DE-W	989 (100.0)			989	989
DK	1007 (100.0)			1007	1007
EE	4 (0.4)	996 (99.6)		1000	1000
ES	1006 (100.0)			1006	1006
FI	1000 (99.7)		3 (0.3)	1003	1003
FR	1000 (100.0)			1000	1000
GB-GBN	1000 (100.0)			1000	1000
GB-NIR	291 (100.0)			291	291
GR	1000 (100.0)			1000	1000
HU	1013 (99.9)	1 (0.1)		1014	1014
IE	974 (99.9)	1 (0.1)		975	975
IT	1039 (100.0)			1039	1039
LT	1026 (100.0)			1026	1026
LU	501 (100.0)			501	501
LV	1000 (100.0)			1000	1000
MT	500 (100.0)			500	500
NL	1024 (100.0)			1024	1024
PL	1000 (100.0)			1000	1000
PT	1046 (100.0)			1046	1046
RO	1013 (100.0)			1013	1013
SE	1009 (99.9)	1 (0.1)		1010	1010
SI	1020 (100.0)			1020	1020
SK	1034 (100.0)			1034	1034
N Sum	25572	1002		26574	
N Valid Sum	25572	1002			26574

v60 - Q1 NATIONALITY HUNGARY

Q.1

What is your nationality? Please tell me the country(ies) that applies(y).

(MULTIPLE ANSWERS POSSIBLE)

(IF OTHER or DK THEN CLOSE INTERVIEW)

Q.1_19 Hungary

0 Not mentioned

1 Mentioned

Comparability:

Last trend: EB74.2, Q.1

v60 by v7, Absolute Values (Row Percent), weighted by v8

v7	v60	0	1	N Sum	N Valid Sum
AT	1008 (99.8)	2 (0.2)		1010	1010
BE	1019 (99.9)	1 (0.1)		1020	1020
BG	1000 (100.0)			1000	1000
CY	501 (100.0)			501	501
CZ	1015 (100.0)			1015	1015
DE-E	530 (100.0)			530	530
DE-W	989 (100.0)	0 (0.0)		989	989
DK	1007 (100.0)			1007	1007
EE	1000 (100.0)			1000	1000
ES	1005 (99.9)	1 (0.1)		1006	1006
FI	1003 (100.0)			1003	1003
FR	1000 (100.0)			1000	1000
GB-GBN	998 (99.8)	2 (0.2)		1000	1000
GB-NIR	291 (100.0)			291	291
GR	1000 (100.0)			1000	1000
HU	7 (0.7)	1007 (99.3)		1014	1014
IE	975 (100.0)			975	975
IT	1039 (100.0)			1039	1039
LT	1026 (100.0)			1026	1026
LU	500 (99.8)	1 (0.2)		501	501
LV	1000 (100.0)			1000	1000
MT	500 (100.0)			500	500
NL	1022 (99.8)	2 (0.2)		1024	1024
PL	1000 (100.0)			1000	1000
PT	1046 (100.0)			1046	1046
RO	1013 (100.0)			1013	1013
SE	1010 (100.0)			1010	1010
SI	1020 (100.0)			1020	1020
SK	1033 (99.9)	1 (0.1)		1034	1034
N Sum	25557	1017		26574	
N Valid Sum	25557	1017			26574

v61 - Q1 NATIONALITY LATVIA

Q.1

What is your nationality? Please tell me the country(ies) that applies(y).

(MULTIPLE ANSWERS POSSIBLE)

(IF OTHER or DK THEN CLOSE INTERVIEW)

Q.1_20 Latvia

0 Not mentioned

1 Mentioned

Comparability:

Last trend: EB74.2, Q.1

v61 by v7, Absolute Values (Row Percent), weighted by v8

	v61	0	1	N Sum	N Valid Sum
v7					
AT	1010 (100.0)			1010	1010
BE	1019 (99.9)		1 (0.1)	1020	1020
BG	1000 (100.0)			1000	1000
CY	501 (100.0)			501	501
CZ	1015 (100.0)			1015	1015
DE-E	530 (100.0)			530	530
DE-W	989 (100.0)			989	989
DK	1007 (100.0)			1007	1007
EE	999 (99.9)		1 (0.1)	1000	1000
ES	1006 (100.0)			1006	1006
FI	1003 (100.0)			1003	1003
FR	1000 (100.0)			1000	1000
GB-GBN	1000 (100.0)			1000	1000
GB-NIR	291 (100.0)			291	291
GR	1000 (100.0)			1000	1000
HU	1008 (99.4)		6 (0.6)	1014	1014
IE	971 (99.6)		4 (0.4)	975	975
IT	1039 (100.0)			1039	1039
LT	1026 (100.0)			1026	1026
LU	501 (100.0)			501	501
LV	7 (0.7)	993 (99.3)		1000	1000
MT	500 (100.0)			500	500
NL	1024 (100.0)			1024	1024
PL	1000 (100.0)			1000	1000
PT	1046 (100.0)			1046	1046
RO	1013 (100.0)			1013	1013
SE	1009 (99.9)		1 (0.1)	1010	1010
SI	1020 (100.0)			1020	1020
SK	1034 (100.0)			1034	1034
N Sum	25568	1006		26574	
N Valid Sum	25568	1006			26574

v62 - Q1 NATIONALITY LITHUANIA

Q.1

What is your nationality? Please tell me the country(ies) that applies(y).

(MULTIPLE ANSWERS POSSIBLE)

(IF OTHER or DK THEN CLOSE INTERVIEW)

Q.1_21 Lithuania

0 Not mentioned

1 Mentioned

Comparability:

Last trend: EB74.2, Q.1

v62 by v7, Absolute Values (Row Percent), weighted by v8

	v62	0	1	N Sum	N Valid Sum
v7					
AT	1010 (100.0)			1010	1010
BE	1020 (100.0)			1020	1020
BG	1000 (100.0)			1000	1000
CY	501 (100.0)			501	501
CZ	1015 (100.0)			1015	1015
DE-E	530 (100.0)			530	530
DE-W	988 (99.9)		1 (0.1)	989	989
DK	1005 (99.8)		2 (0.2)	1007	1007
EE	998 (99.8)		2 (0.2)	1000	1000
ES	1006 (100.0)			1006	1006
FI	1003 (100.0)			1003	1003
FR	1000 (100.0)			1000	1000
GB-GBN	1000 (100.0)			1000	1000
GB-NIR	286 (98.3)		5 (1.7)	291	291
GR	1000 (100.0)			1000	1000
HU	1014 (100.0)			1014	1014
IE	969 (99.4)		6 (0.6)	975	975
IT	1039 (100.0)			1039	1039
LT	1 (0.1)		1025 (99.9)	1026	1026
LU	501 (100.0)			501	501
LV	994 (99.4)		6 (0.6)	1000	1000
MT	500 (100.0)			500	500
NL	1024 (100.0)			1024	1024
PL	1000 (100.0)			1000	1000
PT	1046 (100.0)			1046	1046
RO	1013 (100.0)			1013	1013
SE	1010 (100.0)			1010	1010
SI	1020 (100.0)			1020	1020
SK	1034 (100.0)			1034	1034
N Sum	25527		1047	26574	
N Valid Sum	25527		1047		26574

v63 - Q1 NATIONALITY MALTA

Q.1

What is your nationality? Please tell me the country(ies) that applies(y).

(MULTIPLE ANSWERS POSSIBLE)

(IF OTHER or DK THEN CLOSE INTERVIEW)

Q.1_22 Malta

0 Not mentioned

1 Mentioned

Comparability:

Last trend: EB74.2, Q.1

v63 by v7, Absolute Values (Row Percent), weighted by v8

v7	v63	0	1	N Sum	N Valid Sum
AT		1010 (100.0)		1010	1010
BE		1020 (100.0)		1020	1020
BG		1000 (100.0)		1000	1000
CY		501 (100.0)		501	501
CZ		1015 (100.0)		1015	1015
DE-E		530 (100.0)		530	530
DE-W		989 (100.0)		989	989
DK		1007 (100.0)		1007	1007
EE		1000 (100.0)		1000	1000
ES		1006 (100.0)		1006	1006
FI		1003 (100.0)		1003	1003
FR		1000 (100.0)		1000	1000
GB-GBN		1000 (100.0)		1000	1000
GB-NIR		291 (100.0)		291	291
GR		1000 (100.0)		1000	1000
HU		1014 (100.0)		1014	1014
IE		975 (100.0)		975	975
IT		1039 (100.0)		1039	1039
LT		1026 (100.0)		1026	1026
LU		501 (100.0)		501	501
LV		1000 (100.0)		1000	1000
MT		9 (1.8)	491 (98.2)	500	500
NL		1023 (99.9)	1 (0.1)	1024	1024
PL		1000 (100.0)		1000	1000
PT		1046 (100.0)		1046	1046
RO		1013 (100.0)		1013	1013
SE		1010 (100.0)		1010	1010
SI		1020 (100.0)		1020	1020
SK		1034 (100.0)		1034	1034
N Sum		26082	492	26574	
N Valid Sum		26082	492		26574

v64 - Q1 NATIONALITY POLAND

Q.1

What is your nationality? Please tell me the country(ies) that applies(y).

(MULTIPLE ANSWERS POSSIBLE)

(IF OTHER or DK THEN CLOSE INTERVIEW)

Q.1_23 Poland

0 Not mentioned

1 Mentioned

Comparability:

Last trend: EB74.2, Q.1

v64 by v7, Absolute Values (Row Percent), weighted by v8

v7	v64	0	1	N Sum	N Valid Sum
AT	1010 (100.0)			1010	1010
BE	1020 (100.0)			1020	1020
BG	1000 (100.0)			1000	1000
CY	500 (99.8)	1 (0.2)		501	501
CZ	1015 (100.0)			1015	1015
DE-E	529 (99.8)	1 (0.2)		530	530
DE-W	980 (99.1)	9 (0.9)		989	989
DK	1004 (99.7)	3 (0.3)		1007	1007
EE	1000 (100.0)			1000	1000
ES	1004 (99.8)	2 (0.2)		1006	1006
FI	1003 (100.0)			1003	1003
FR	996 (99.6)	4 (0.4)		1000	1000
GB-GBN	987 (98.7)	13 (1.3)		1000	1000
GB-NIR	290 (99.7)	1 (0.3)		291	291
GR	996 (99.6)	4 (0.4)		1000	1000
HU	1014 (100.0)			1014	1014
IE	959 (98.4)	16 (1.6)		975	975
IT	1039 (100.0)			1039	1039
LT	1026 (100.0)			1026	1026
LU	500 (99.8)	1 (0.2)		501	501
LV	999 (99.9)	1 (0.1)		1000	1000
MT	500 (100.0)			500	500
NL	1023 (99.9)	1 (0.1)		1024	1024
PL	1 (0.1)	999 (99.9)		1000	1000
PT	1046 (100.0)			1046	1046
RO	1013 (100.0)			1013	1013
SE	1009 (99.9)	1 (0.1)		1010	1010
SI	1020 (100.0)			1020	1020
SK	1033 (99.9)	1 (0.1)		1034	1034
N Sum	25516	1058		26574	
N Valid Sum	25516	1058			26574

v65 - Q1 NATIONALITY SLOVAKIA

Q.1

What is your nationality? Please tell me the country(ies) that applies(y).

(MULTIPLE ANSWERS POSSIBLE)

(IF OTHER or DK THEN CLOSE INTERVIEW)

Q.1_24 Slovakia

0 Not mentioned

1 Mentioned

Comparability:

Last trend: EB74.2, Q.1

v65 by v7, Absolute Values (Row Percent), weighted by v8

v7	v65	0	1	N Sum	N Valid Sum
AT	1008 (99.8)	2 (0.2)		1010	1010
BE	1019 (99.9)	1 (0.1)		1020	1020
BG	1000 (100.0)			1000	1000
CY	501 (100.0)			501	501
CZ	1009 (99.4)	6 (0.6)		1015	1015
DE-E	530 (100.0)			530	530
DE-W	989 (100.0)			989	989
DK	1007 (100.0)			1007	1007
EE	1000 (100.0)			1000	1000
ES	1005 (99.9)	1 (0.1)		1006	1006
FI	1003 (100.0)			1003	1003
FR	998 (99.8)	2 (0.2)		1000	1000
GB-GBN	999 (99.9)	1 (0.1)		1000	1000
GB-NIR	291 (100.0)			291	291
GR	1000 (100.0)			1000	1000
HU	1014 (100.0)			1014	1014
IE	975 (100.0)			975	975
IT	1039 (100.0)			1039	1039
LT	1025 (99.9)	1 (0.1)		1026	1026
LU	501 (100.0)			501	501
LV	1000 (100.0)			1000	1000
MT	500 (100.0)			500	500
NL	1023 (99.9)	1 (0.1)		1024	1024
PL	1000 (100.0)			1000	1000
PT	1046 (100.0)			1046	1046
RO	1013 (100.0)			1013	1013
SE	1010 (100.0)			1010	1010
SI	1020 (100.0)			1020	1020
SK	3 (0.3)	1031 (99.7)		1034	1034
N Sum	25528	1046		26574	
N Valid Sum	25528	1046			26574

v66 - Q1 NATIONALITY SLOVENIA

Q.1

What is your nationality? Please tell me the country(ies) that applies(y).

(MULTIPLE ANSWERS POSSIBLE)

(IF OTHER or DK THEN CLOSE INTERVIEW)

Q.1_25 Slovenia

0 Not mentioned

1 Mentioned

Comparability:

Last trend: EB74.2, Q.1

v66 by v7, Absolute Values (Row Percent), weighted by v8

	v66	0	1	N Sum	N Valid Sum
v7					
AT		1005 (99.5)	5 (0.5)	1010	1010
BE		1020 (100.0)		1020	1020
BG		1000 (100.0)		1000	1000
CY		501 (100.0)		501	501
CZ		1015 (100.0)		1015	1015
DE-E		530 (100.0)		530	530
DE-W		989 (100.0)		989	989
DK		1007 (100.0)		1007	1007
EE		1000 (100.0)		1000	1000
ES		1006 (100.0)		1006	1006
FI		1003 (100.0)		1003	1003
FR		1000 (100.0)		1000	1000
GB-GBN		999 (99.9)	1 (0.1)	1000	1000
GB-NIR		291 (100.0)		291	291
GR		1000 (100.0)		1000	1000
HU		1014 (100.0)		1014	1014
IE		974 (99.9)	1 (0.1)	975	975
IT		1039 (100.0)		1039	1039
LT		1026 (100.0)		1026	1026
LU		501 (100.0)		501	501
LV		1000 (100.0)		1000	1000
MT		500 (100.0)		500	500
NL		1024 (100.0)		1024	1024
PL		1000 (100.0)		1000	1000
PT		1046 (100.0)		1046	1046
RO		1013 (100.0)		1013	1013
SE		1010 (100.0)		1010	1010
SI		3 (0.3)	1017 (99.7)	1020	1020
SK		1033 (99.9)	1 (0.1)	1034	1034
N Sum		25549	1025	26574	
N Valid Sum		25549	1025		26574

v67 - Q1 NATIONALITY BULGARIA

Q.1

What is your nationality? Please tell me the country(ies) that applies(y).

(MULTIPLE ANSWERS POSSIBLE)

(IF OTHER or DK THEN CLOSE INTERVIEW)

Q.1_26 Bulgaria

0 Not mentioned

1 Mentioned

Comparability:

Last trend: EB74.2, Q.1

v67 by v7, Absolute Values (Row Percent), weighted by v8

v7	v67	0	1	N Sum	N Valid Sum
AT	1010 (100.0)			1010	1010
BE	1020 (100.0)			1020	1020
BG		1000 (100.0)		1000	1000
CY	500 (99.8)	1 (0.2)		501	501
CZ	1015 (100.0)			1015	1015
DE-E	529 (99.8)	1 (0.2)		530	530
DE-W	989 (100.0)			989	989
DK	1007 (100.0)			1007	1007
EE	1000 (100.0)			1000	1000
ES	1001 (99.5)	5 (0.5)		1006	1006
FI	1003 (100.0)			1003	1003
FR	999 (99.9)	1 (0.1)		1000	1000
GB-GBN	1000 (100.0)			1000	1000
GB-NIR	291 (100.0)			291	291
GR	991 (99.1)	9 (0.9)		1000	1000
HU	1014 (100.0)			1014	1014
IE	975 (100.0)			975	975
IT	1039 (100.0)			1039	1039
LT	1026 (100.0)			1026	1026
LU	501 (100.0)			501	501
LV	1000 (100.0)			1000	1000
MT	500 (100.0)			500	500
NL	1024 (100.0)			1024	1024
PL	1000 (100.0)			1000	1000
PT	1046 (100.0)			1046	1046
RO	1013 (100.0)			1013	1013
SE	1010 (100.0)			1010	1010
SI	1017 (99.7)	3 (0.3)		1020	1020
SK	1034 (100.0)			1034	1034
N Sum	25554	1020		26574	
N Valid Sum	25554	1020			26574

v68 - Q1 NATIONALITY ROMANIA

Q.1

What is your nationality? Please tell me the country(ies) that applies(y).

(MULTIPLE ANSWERS POSSIBLE)

(IF OTHER or DK THEN CLOSE INTERVIEW)

Q.1_27 Romania

0 Not mentioned

1 Mentioned

Comparability:

Last trend: EB74.2, Q.1

v68 by v7, Absolute Values (Row Percent), weighted by v8

v7	v68	0	1	N Sum	N Valid Sum
AT	1007 (99.7)	3 (0.3)		1010	1010
BE	1020 (100.0)			1020	1020
BG	1000 (100.0)			1000	1000
CY	498 (99.4)	3 (0.6)		501	501
CZ	1015 (100.0)			1015	1015
DE-E	530 (100.0)			530	530
DE-W	988 (99.9)	1 (0.1)		989	989
DK	1006 (99.9)	1 (0.1)		1007	1007
EE	1000 (100.0)			1000	1000
ES	985 (97.9)	21 (2.1)		1006	1006
FI	1003 (100.0)			1003	1003
FR	997 (99.7)	3 (0.3)		1000	1000
GB-GBN	993 (99.3)	7 (0.7)		1000	1000
GB-NIR	290 (99.7)	1 (0.3)		291	291
GR	995 (99.5)	5 (0.5)		1000	1000
HU	1013 (99.9)	1 (0.1)		1014	1014
IE	970 (99.5)	5 (0.5)		975	975
IT	1037 (99.8)	2 (0.2)		1039	1039
LT	1026 (100.0)			1026	1026
LU	499 (99.6)	2 (0.4)		501	501
LV	1000 (100.0)			1000	1000
MT	499 (99.8)	1 (0.2)		500	500
NL	1024 (100.0)			1024	1024
PL	1000 (100.0)			1000	1000
PT	1044 (99.8)	2 (0.2)		1046	1046
RO		1013 (100.0)		1013	1013
SE	1010 (100.0)			1010	1010
SI	1020 (100.0)			1020	1020
SK	1034 (100.0)			1034	1034
N Sum	25503	1071		26574	
N Valid Sum	25503	1071			26574

v69 - Q1 NATIONALITY OTHER COUNTRIES

Q.1

What is your nationality? Please tell me the country(ies) that applies(y).

(MULTIPLE ANSWERS POSSIBLE)

(IF OTHER or DK THEN CLOSE INTERVIEW)

Q.1_28 Other countries

0 Not mentioned

1 Mentioned

Comparability:

Last trend: EB74.2, Q.1

v69 by v7, Absolute Values (Row Percent), weighted by v8

v7	v69	0	1	N Sum	N Valid Sum
AT	1007 (99.7)	3 (0.3)		1010	1010
BE	1011 (99.1)	9 (0.9)		1020	1020
BG	1000 (100.0)			1000	1000
CY	500 (99.8)	1 (0.2)		501	501
CZ	1014 (99.9)	1 (0.1)		1015	1015
DE-E	527 (99.4)	3 (0.6)		530	530
DE-W	989 (100.0)			989	989
DK	1002 (99.5)	5 (0.5)		1007	1007
EE	1000 (100.0)			1000	1000
ES	994 (98.8)	12 (1.2)		1006	1006
FI	1001 (99.8)	2 (0.2)		1003	1003
FR	973 (97.3)	27 (2.7)		1000	1000
GB-GBN	994 (99.4)	6 (0.6)		1000	1000
GB-NIR	290 (99.7)	1 (0.3)		291	291
GR	998 (99.8)	2 (0.2)		1000	1000
HU	1014 (100.0)			1014	1014
IE	975 (100.0)			975	975
IT	1039 (100.0)			1039	1039
LT	1026 (100.0)			1026	1026
LU	501 (100.0)			501	501
LV	1000 (100.0)			1000	1000
MT	500 (100.0)	0 (0.0)		500	500
NL	1024 (100.0)			1024	1024
PL	1000 (100.0)			1000	1000
PT	1041 (99.5)	5 (0.5)		1046	1046
RO	1013 (100.0)			1013	1013
SE	1006 (99.6)	4 (0.4)		1010	1010
SI	1019 (99.9)	1 (0.1)		1020	1020
SK	1034 (100.0)			1034	1034
N Sum	26492	82		26574	
N Valid Sum	26492	82			26574

v70 - QA1 EUROPEAN PARLIAMENT - HEARD ABOUT

THE PARLIAMENT

Q.A1

Have you recently read in the press, seen on the Internet or heard on the radio or television something about the European Parliament?

- 1 Yes
- 2 No
- 3 DK

Comparability:

Last trend: EB73.1, Q.A1

v70 by v7, Absolute Values (Row Percent), weighted by v8

v7	v70	1	2	3	N Sum	N Valid Sum
				M		
AT	580 (59.7)	392 (40.3)	38	1010	972	
BE	661 (65.0)	356 (35.0)	3	1020	1017	
BG	615 (64.7)	336 (35.3)	49	1000	951	
CY	318 (64.1)	178 (35.9)	5	501	496	
CZ	581 (57.9)	422 (42.1)	12	1015	1003	
DE-E	345 (66.7)	172 (33.3)	13	530	517	
DE-W	624 (64.9)	337 (35.1)	28	989	961	
DK	563 (56.5)	433 (43.5)	11	1007	996	
EE	729 (73.0)	270 (27.0)	2	1001	999	
ES	674 (67.6)	323 (32.4)	9	1006	997	
FI	763 (76.8)	230 (23.2)	10	1003	993	
FR	415 (42.1)	570 (57.9)	15	1000	985	
GB-GBN	490 (49.6)	498 (50.4)	12	1000	988	
GB-NIR	132 (45.4)	159 (54.6)	1	292	291	
GR	732 (73.3)	267 (26.7)	1	1000	999	
HU	655 (65.2)	349 (34.8)	10	1014	1004	
IE	743 (78.8)	200 (21.2)	33	976	943	
IT	527 (51.9)	489 (48.1)	23	1039	1016	
LT	800 (79.3)	209 (20.7)	17	1026	1009	
LU	332 (67.1)	163 (32.9)	6	501	495	
LV	721 (72.5)	274 (27.5)	5	1000	995	
MT	375 (76.7)	114 (23.3)	11	500	489	
NL	755 (74.3)	261 (25.7)	8	1024	1016	
PL	645 (66.0)	333 (34.0)	22	1000	978	
PT	763 (73.4)	276 (26.6)	7	1046	1039	
RO	767 (77.9)	217 (22.1)	30	1014	984	
SE	695 (69.6)	303 (30.4)	13	1011	998	
SI	792 (77.9)	225 (22.1)	3	1020	1017	
SK	747 (72.8)	279 (27.2)	8	1034	1026	
N Sum	17539	8635	405	26579		
N Valid Sum	17539	8635			26174	

v71 - QA2 EUROPEAN PARLIAMENT - INFORMATION

Q.A2

In general, do you consider that you are very well, fairly well, fairly badly or very badly informed about the European Parliament's activities?

(ONE ANSWER ONLY)

- 1 Very well informed
- 2 Fairly well informed
- 3 Fairly badly informed
- 4 Very badly informed
- 5 DK

Comparability:

Last trend: EB73.1, Q.A2

v71 by v7, Absolute Values (Row Percent), weighted by v8

	v71	1	2	3	4	5	N Sum	N Valid Sum
v7								
						M		
AT	34 (3.4)	341 (34.1)	439 (43.9)	187 (18.7)	9		1010	1001
BE	26 (2.6)	322 (31.8)	489 (48.3)	176 (17.4)	7		1020	1013
BG	15 (1.6)	269 (27.8)	462 (47.8)	220 (22.8)	34		1000	966
CY	9 (1.8)	113 (22.8)	223 (45.1)	150 (30.3)	6		501	495
CZ	30 (3.0)	222 (22.4)	531 (53.5)	209 (21.1)	22		1014	992
DE-E	7 (1.3)	142 (27.1)	265 (50.6)	110 (21.0)	6		530	524
DE-W	18 (1.9)	264 (27.7)	437 (45.9)	234 (24.6)	35		988	953
DK	21 (2.1)	286 (28.5)	549 (54.6)	149 (14.8)	1		1006	1005
EE	12 (1.2)	305 (30.7)	490 (49.3)	187 (18.8)	6		1000	994
ES	12 (1.2)	181 (18.3)	444 (44.9)	352 (35.6)	18		1007	989
FI	18 (1.8)	293 (29.2)	563 (56.1)	129 (12.9)			1003	1003
FR	15 (1.6)	198 (20.5)	509 (52.8)	242 (25.1)	37		1001	964
GB-GBN	20 (2.0)	258 (26.2)	431 (43.8)	276 (28.0)	15		1000	985
GB-NIR	9 (3.1)	63 (21.6)	138 (47.4)	81 (27.8)	1		292	291
GR	38 (3.8)	256 (25.6)	444 (44.4)	261 (26.1)	1		1000	999
HU	33 (3.3)	305 (30.3)	479 (47.5)	191 (18.9)	6		1014	1008
IE	49 (5.2)	376 (40.0)	306 (32.5)	210 (22.3)	35		976	941
IT	45 (4.5)	303 (30.0)	427 (42.3)	234 (23.2)	30		1039	1009
LT	14 (1.4)	405 (40.9)	412 (41.6)	160 (16.1)	35		1026	991
LU	16 (3.3)	198 (40.7)	200 (41.1)	73 (15.0)	15		502	487
LV	6 (0.6)	227 (23.1)	506 (51.4)	245 (24.9)	15		999	984
MT	36 (7.5)	179 (37.1)	168 (34.8)	100 (20.7)	17		500	483
NL	14 (1.4)	294 (28.8)	532 (52.2)	180 (17.6)	3		1023	1020
PL	24 (2.6)	325 (34.9)	445 (47.7)	138 (14.8)	68		1000	932
PT	13 (1.3)	304 (29.5)	472 (45.9)	240 (23.3)	16		1045	1029
RO	26 (2.7)	208 (21.2)	352 (35.9)	394 (40.2)	33		1013	980
SE	13 (1.3)	218 (21.7)	577 (57.5)	196 (19.5)	5		1009	1004
SI	35 (3.4)	377 (37.1)	392 (38.6)	211 (20.8)	5		1020	1015
SK	43 (4.3)	420 (42.0)	442 (44.2)	95 (9.5)	33		1033	1000
N Sum		651	7652	12124	5630	514	26571	
N Valid Sum		651	7652	12124	5630			26057

v72 - QA3 EUROP PARLIAM PERCEPTION: DYNAMIC

Q.A3

Please tell me for each of the following words / expressions whether it describes very well, fairly well, fairly badly or very badly your perception of the European Parliament.

(SHOW CARD WITH SCALE – ONE ANSWER PER LINE – READ OUT)

Q.A3_1 Dynamic

- 1 Describes very well
- 2 Describes fairly well
- 3 Describes fairly badly
- 4 Describes very badly
- 5 DK

Comparability:

Last trend: EB73.1, Q.A3

v72 by v7, Absolute Values (Row Percent), weighted by v8

v7	v72	1	2	3	4	5	N Sum	N Valid Sum
						M		
AT	49 (5.4)	369 (40.6)	414 (45.5)	77 (8.5)	100		1009	909
BE	30 (3.2)	432 (45.5)	406 (42.8)	81 (8.5)	70		1019	949
BG	163 (20.8)	415 (53.0)	163 (20.8)	42 (5.4)	217		1000	783
CY	42 (12.2)	207 (60.2)	71 (20.6)	24 (7.0)	156		500	344
CZ	69 (7.6)	431 (47.2)	335 (36.7)	78 (8.5)	102		1015	913
DE-E	11 (2.5)	164 (36.7)	206 (46.1)	66 (14.8)	82		529	447
DE-W	38 (4.5)	268 (31.9)	424 (50.5)	109 (13.0)	150		989	839
DK	31 (3.5)	335 (37.5)	409 (45.8)	118 (13.2)	114		1007	893
EE	27 (3.7)	419 (57.5)	232 (31.8)	51 (7.0)	271		1000	729
ES	26 (3.6)	339 (47.1)	302 (41.9)	53 (7.4)	285		1005	720
FI	32 (3.4)	449 (47.9)	393 (41.9)	63 (6.7)	66		1003	937
FR	29 (3.6)	297 (36.4)	411 (50.4)	78 (9.6)	186		1001	815
GB-GBN	8 (1.1)	159 (21.1)	351 (46.6)	236 (31.3)	246		1000	754
GB-NIR	1 (0.5)	52 (28.4)	93 (50.8)	37 (20.2)	108		291	183
GR	61 (6.4)	460 (48.5)	335 (35.3)	92 (9.7)	51		999	948
HU	70 (7.8)	557 (61.8)	230 (25.5)	45 (5.0)	112		1014	902
IE	113 (16.0)	326 (46.0)	203 (28.7)	66 (9.3)	267		975	708
IT	70 (7.8)	513 (57.2)	234 (26.1)	80 (8.9)	142		1039	897
LT	38 (5.1)	490 (66.2)	187 (25.3)	25 (3.4)	286		1026	740
LU	17 (3.9)	214 (48.5)	176 (39.9)	34 (7.7)	60		501	441
LV	30 (4.1)	344 (46.9)	304 (41.5)	55 (7.5)	267		1000	733
MT	45 (14.2)	209 (65.7)	56 (17.6)	8 (2.5)	183		501	318
NL	22 (2.3)	299 (31.6)	498 (52.7)	126 (13.3)	79		1024	945
PL	25 (3.4)	427 (58.0)	256 (34.8)	28 (3.8)	264		1000	736
PT	25 (3.1)	502 (61.7)	257 (31.6)	30 (3.7)	232		1046	814
RO	119 (17.5)	422 (62.2)	113 (16.6)	25 (3.7)	333		1012	679
SE	39 (4.5)	309 (35.3)	433 (49.4)	95 (10.8)	133		1009	876
SI	77 (8.5)	511 (56.7)	243 (26.9)	71 (7.9)	119		1021	902
SK	132 (13.8)	578 (60.5)	225 (23.6)	20 (2.1)	78		1033	955
N Sum		1439	10497	7960	1913	4759	26568	
N Valid Sum		1439	10497	7960	1913			21809

v73 - QA3 EUROP PARLIAM PERCEPTION: DEMOCRATIC

Q.A3

Please tell me for each of the following words / expressions whether it describes very well, fairly well, fairly badly or very badly your perception of the European Parliament.

(SHOW CARD WITH SCALE – ONE ANSWER PER LINE – READ OUT)

Q.A3_2 Democratic

- 1 Describes very well
- 2 Describes fairly well
- 3 Describes fairly badly
- 4 Describes very badly
- 5 DK

Comparability:

Last trend: EB73.1, Q.A3

v73 by v7, Absolute Values (Row Percent), weighted by v8

	v73	1	2	3	4	5	N Sum	N Valid Sum
v7								
						M		
AT	107 (11.2)	549 (57.4)	249 (26.0)	51 (5.3)	54		1010	956
BE	106 (10.8)	594 (60.4)	239 (24.3)	45 (4.6)	36		1020	984
BG	231 (27.4)	476 (56.5)	105 (12.5)	30 (3.6)	159		1001	842
CY	39 (10.8)	234 (64.6)	63 (17.4)	26 (7.2)	139		501	362
CZ	122 (13.0)	575 (61.0)	202 (21.4)	43 (4.6)	74		1016	942
DE-E	46 (9.6)	277 (57.8)	121 (25.3)	35 (7.3)	50		529	479
DE-W	150 (16.6)	563 (62.4)	153 (17.0)	36 (4.0)	87		989	902
DK	167 (17.6)	530 (55.8)	199 (21.0)	53 (5.6)	58		1007	949
EE	88 (10.3)	577 (67.8)	152 (17.9)	34 (4.0)	150		1001	851
ES	98 (11.2)	595 (68.2)	143 (16.4)	37 (4.2)	133		1006	873
FI	65 (7.0)	472 (50.9)	334 (36.0)	57 (6.1)	74		1002	928
FR	71 (8.4)	504 (59.9)	206 (24.5)	61 (7.2)	159		1001	842
GB-GBN	44 (5.5)	334 (41.9)	253 (31.7)	167 (20.9)	202		1000	798
GB-NIR	24 (11.4)	115 (54.8)	49 (23.3)	22 (10.5)	81		291	210
GR	77 (8.1)	410 (43.3)	325 (34.4)	134 (14.2)	53		999	946
HU	162 (17.2)	606 (64.5)	145 (15.4)	27 (2.9)	74		1014	940
IE	149 (19.8)	447 (59.5)	108 (14.4)	47 (6.3)	224		975	751
IT	140 (14.8)	584 (61.7)	173 (18.3)	50 (5.3)	91		1038	947
LT	95 (11.4)	589 (70.5)	135 (16.2)	16 (1.9)	191		1026	835
LU	70 (15.4)	301 (66.0)	68 (14.9)	17 (3.7)	45		501	456
LV	63 (7.9)	451 (56.7)	241 (30.3)	41 (5.2)	204		1000	796
MT	78 (20.4)	246 (64.4)	50 (13.1)	8 (2.1)	118		500	382
NL	106 (11.0)	574 (59.4)	245 (25.4)	41 (4.2)	57		1023	966
PL	118 (14.6)	575 (71.1)	104 (12.9)	12 (1.5)	192		1001	809
PT	58 (6.9)	554 (65.7)	201 (23.8)	30 (3.6)	202		1045	843
RO	206 (25.8)	487 (61.1)	89 (11.2)	15 (1.9)	217		1014	797
SE	167 (17.6)	533 (56.0)	208 (21.9)	43 (4.5)	59		1010	951
SI	84 (8.8)	525 (55.3)	285 (30.0)	56 (5.9)	70		1020	950
SK	190 (19.1)	658 (66.1)	129 (13.0)	19 (1.9)	38		1034	996
N Sum		3121	13935	4974	1253	3291	26574	
N Valid Sum		3121	13935	4974	1253			23283

v74 - QA3 EUROP PARLIAM PERCEPTION: LISTEN TO CITIZENS

Q.A3

Please tell me for each of the following words / expressions whether it describes very well, fairly well, fairly badly or very badly your perception of the European Parliament.

(SHOW CARD WITH SCALE – ONE ANSWER PER LINE – READ OUT)

Q.A3_3 Listening to European citizens

- 1 Describes very well
- 2 Describes fairly well
- 3 Describes fairly badly
- 4 Describes very badly
- 5 DK

Comparability:

Last trend: EB73.1, Q.A3

v74 by v7, Absolute Values (Row Percent), weighted by v8

v7	v74	1	2	3	4	5	N Sum	N Valid Sum
						M		
AT	37 (4.0)	273 (29.3)	406 (43.5)	217 (23.3)	76		1009	933
BE	21 (2.1)	374 (37.9)	476 (48.2)	116 (11.8)	32		1019	987
BG	113 (14.7)	370 (48.2)	217 (28.3)	67 (8.7)	233		1000	767
CY	26 (7.2)	189 (52.6)	106 (29.5)	38 (10.6)	142		501	359
CZ	49 (5.2)	375 (39.6)	392 (41.4)	131 (13.8)	69		1016	947
DE-E	4 (0.8)	108 (22.9)	223 (47.2)	137 (29.0)	58		530	472
DE-W	22 (2.5)	225 (25.9)	445 (51.2)	177 (20.4)	120		989	869
DK	44 (4.7)	361 (38.4)	386 (41.0)	150 (15.9)	65		1006	941
EE	51 (6.1)	459 (55.0)	275 (32.9)	50 (6.0)	166		1001	835
ES	31 (3.7)	319 (37.7)	356 (42.1)	140 (16.5)	160		1006	846
FI	35 (3.7)	337 (35.9)	469 (49.9)	99 (10.5)	63		1003	940
FR	16 (1.9)	242 (28.1)	426 (49.4)	178 (20.6)	138		1000	862
GB-GBN	21 (2.6)	220 (27.5)	314 (39.2)	246 (30.7)	199		1000	801
GB-NIR	11 (5.2)	79 (37.4)	83 (39.3)	38 (18.0)	80		291	211
GR	28 (3.0)	232 (24.7)	455 (48.4)	225 (23.9)	61		1001	940
HU	91 (9.4)	556 (57.7)	254 (26.3)	63 (6.5)	50		1014	964
IE	71 (9.5)	356 (47.8)	214 (28.7)	104 (14.0)	229		974	745
IT	71 (7.8)	427 (47.0)	302 (33.2)	109 (12.0)	131		1040	909
LT	50 (6.0)	463 (55.9)	258 (31.2)	57 (6.9)	198		1026	828
LU	18 (4.0)	173 (38.8)	205 (46.0)	50 (11.2)	55		501	446
LV	45 (5.4)	391 (47.3)	319 (38.6)	71 (8.6)	175		1001	826
MT	49 (12.5)	235 (59.8)	85 (21.6)	24 (6.1)	106		499	393
NL	15 (1.6)	294 (30.8)	489 (51.3)	155 (16.3)	70		1023	953
PL	55 (7.3)	413 (54.8)	239 (31.7)	47 (6.2)	246		1000	754
PT	14 (1.7)	365 (44.3)	330 (40.1)	114 (13.9)	224		1047	823
RO	105 (14.1)	357 (47.9)	229 (30.7)	55 (7.4)	267		1013	746
SE	51 (5.5)	360 (38.7)	432 (46.4)	88 (9.5)	80		1011	931
SI	27 (2.9)	331 (36.1)	422 (46.0)	137 (14.9)	103		1020	917
SK	131 (13.3)	516 (52.5)	270 (27.5)	65 (6.6)	53		1035	982
N Sum	1302	9400	9077	3148	3649		26576	
N Valid Sum	1302	9400	9077	3148				22927

v75 - QA3 EUROP PARLIAM PERCEPTION: NOT WELL KNOWN

Q.A3

Please tell me for each of the following words / expressions whether it describes very well, fairly well, fairly badly or very badly your perception of the European Parliament.

(SHOW CARD WITH SCALE – ONE ANSWER PER LINE – READ OUT)

Q.A3_4 Not well known

- 1 Describes very well
- 2 Describes fairly well
- 3 Describes fairly badly
- 4 Describes very badly
- 5 DK

Comparability:

Last trend: EB73.1, Q.A3

v75 by v7, Absolute Values (Row Percent), weighted by v8

	v75	1	2	3	4	5	N Sum	N Valid Sum
v7								
						M		
AT	84 (8.6)	298 (30.5)	364 (37.3)	231 (23.6)	34		1011	977
BE	139 (13.9)	447 (44.7)	375 (37.5)	39 (3.9)	20		1020	1000
BG	134 (15.4)	339 (38.9)	280 (32.1)	118 (13.5)	130		1001	871
CY	28 (7.5)	52 (13.9)	196 (52.5)	97 (26.0)	128		501	373
CZ	89 (9.0)	413 (41.8)	385 (39.0)	100 (10.1)	28		1015	987
DE-E	87 (17.3)	237 (47.1)	145 (28.8)	34 (6.8)	27		530	503
DE-W	169 (17.9)	364 (38.5)	299 (31.6)	114 (12.1)	43		989	946
DK	183 (19.0)	394 (40.9)	277 (28.8)	109 (11.3)	44		1007	963
EE	65 (7.5)	300 (34.4)	433 (49.7)	73 (8.4)	129		1000	871
ES	153 (16.9)	366 (40.4)	295 (32.6)	92 (10.2)	100		1006	906
FI	195 (20.2)	448 (46.5)	274 (28.5)	46 (4.8)	41		1004	963
FR	192 (21.1)	409 (45.0)	249 (27.4)	59 (6.5)	91		1000	909
GB-GBN	200 (22.0)	337 (37.1)	277 (30.5)	94 (10.4)	92		1000	908
GB-NIR	45 (17.9)	110 (43.8)	71 (28.3)	25 (10.0)	41		292	251
GR	71 (7.2)	210 (21.4)	441 (44.9)	260 (26.5)	18		1000	982
HU	177 (18.0)	387 (39.4)	344 (35.0)	74 (7.5)	32		1014	982
IE	71 (8.6)	192 (23.3)	310 (37.7)	250 (30.4)	152		975	823
IT	208 (21.3)	381 (39.0)	274 (28.0)	114 (11.7)	62		1039	977
LT	24 (2.7)	130 (14.8)	462 (52.4)	265 (30.1)	145		1026	881
LU	41 (8.6)	191 (40.1)	202 (42.4)	42 (8.8)	25		501	476
LV	152 (16.8)	429 (47.4)	269 (29.7)	55 (6.1)	95		1000	905
MT	23 (5.6)	72 (17.5)	202 (49.1)	114 (27.7)	90		501	411
NL	192 (19.0)	459 (45.5)	303 (30.0)	55 (5.5)	15		1024	1009
PL	71 (8.1)	297 (33.9)	404 (46.1)	104 (11.9)	125		1001	876
PT	14 (1.6)	202 (22.4)	467 (51.8)	218 (24.2)	145		1046	901
RO	156 (20.5)	308 (40.4)	228 (29.9)	70 (9.2)	252		1014	762
SE	144 (14.7)	314 (32.0)	314 (32.0)	210 (21.4)	28		1010	982
SI	155 (15.9)	258 (26.5)	376 (38.7)	183 (18.8)	48		1020	972
SK	61 (6.0)	308 (30.4)	509 (50.2)	136 (13.4)	20		1034	1014
N Sum	3323	8652	9025	3381	2200		26581	
N Valid Sum	3323	8652	9025	3381				24381

v76 - QA3 EUROP PARLIAM PERCEPTION: INEFFICIENT

Q.A3

Please tell me for each of the following words / expressions whether it describes very well, fairly well, fairly badly or very badly your perception of the European Parliament.

(SHOW CARD WITH SCALE – ONE ANSWER PER LINE – READ OUT)

Q.A3_5 Inefficient

- 1 Describes very well
- 2 Describes fairly well
- 3 Describes fairly badly
- 4 Describes very badly
- 5 DK

Comparability:

Last trend: EB73.1, Q.A3

v76 by v7, Absolute Values (Row Percent), weighted by v8

v76	1	2	3	4	5	N Sum	N Valid Sum
M							
AT	96 (11.0)	391 (44.7)	328 (37.5)	60 (6.9)	134	1009	875
BE	62 (6.5)	393 (41.2)	462 (48.4)	37 (3.9)	66	1020	954
BG	25 (3.6)	126 (18.0)	370 (52.9)	179 (25.6)	300	1000	700
CY	20 (6.1)	98 (29.9)	181 (55.2)	29 (8.8)	173	501	328
CZ	55 (6.3)	302 (34.3)	459 (52.2)	64 (7.3)	135	1015	880
DE-E	58 (13.8)	187 (44.5)	152 (36.2)	23 (5.5)	109	529	420
DE-W	116 (15.0)	348 (44.9)	254 (32.8)	57 (7.4)	213	988	775
DK	132 (14.8)	376 (42.1)	325 (36.4)	61 (6.8)	112	1006	894
EE	60 (7.5)	250 (31.4)	421 (53.0)	64 (8.1)	205	1000	795
ES	82 (10.9)	308 (41.1)	301 (40.1)	59 (7.9)	256	1006	750
FI	118 (12.9)	385 (42.2)	358 (39.3)	51 (5.6)	91	1003	912
FR	92 (11.7)	288 (36.6)	352 (44.8)	54 (6.9)	213	999	786
GB-GBN	234 (31.0)	294 (38.9)	161 (21.3)	67 (8.9)	243	999	756
GB-NIR	57 (27.1)	90 (42.9)	59 (28.1)	4 (1.9)	80	290	210
GR	127 (13.9)	370 (40.4)	344 (37.6)	74 (8.1)	85	1000	915
HU	47 (5.3)	242 (27.4)	500 (56.6)	95 (10.7)	130	1014	884
IE	55 (8.2)	175 (26.2)	300 (45.0)	137 (20.5)	308	975	667
IT	47 (5.6)	197 (23.3)	462 (54.7)	138 (16.4)	196	1040	844
LT	27 (3.2)	157 (18.9)	473 (56.9)	174 (20.9)	196	1027	831
LU	28 (6.3)	139 (31.2)	239 (53.7)	39 (8.8)	56	501	445
LV	74 (9.6)	313 (40.6)	335 (43.5)	48 (6.2)	230	1000	770
MT	14 (4.0)	73 (20.7)	196 (55.7)	69 (19.6)	148	500	352
NL	158 (17.8)	375 (42.1)	303 (34.0)	54 (6.1)	134	1024	890
PL	31 (4.4)	219 (31.4)	380 (54.5)	67 (9.6)	303	1000	697
PT	42 (5.6)	319 (42.6)	342 (45.7)	45 (6.0)	298	1046	748
RO	64 (10.0)	165 (25.8)	270 (42.2)	141 (22.0)	373	1013	640
SE	144 (15.9)	457 (50.6)	263 (29.1)	39 (4.3)	107	1010	903
SI	118 (13.3)	324 (36.4)	368 (41.4)	79 (8.9)	131	1020	889
SK	47 (4.9)	236 (24.5)	573 (59.6)	106 (11.0)	72	1034	962
N Sum	2230	7597	9531	2114	5097	26569	
N Valid Sum	2230	7597	9531	2114			21472

v77 - QA4 EUROPEAN PARLIAMENT - MEMBER AFFILIATION

Q.A4

And, in your opinion, do members of the European Parliament sit in the European Parliament according to...?

(READ OUT – ONE ANSWER ONLY)

- 1 Their nationality
- 2 Their political affinities
- 3 DK

Comparability:

Last trend: EB73.1, Q.A5

v77 by v7, Absolute Values (Row Percent), weighted by v8

v7	v77	1	2	3	N Sum	N Valid Sum
				M		
AT	441 (49.9)	442 (50.1)	128		1011	883
BE	362 (37.2)	612 (62.8)	46		1020	974
BG	347 (51.0)	333 (49.0)	320		1000	680
CY	110 (29.6)	261 (70.4)	130		501	371
CZ	646 (70.8)	266 (29.2)	103		1015	912
DE-E	192 (52.0)	177 (48.0)	161		530	369
DE-W	330 (46.6)	378 (53.4)	281		989	708
DK	360 (40.6)	527 (59.4)	120		1007	887
EE	294 (33.2)	592 (66.8)	114		1000	886
ES	329 (40.7)	479 (59.3)	198		1006	808
FI	317 (36.1)	560 (63.9)	126		1003	877
FR	332 (40.8)	481 (59.2)	187		1000	813
GB-GBN	343 (47.8)	375 (52.2)	282		1000	718
GB-NIR	112 (51.6)	105 (48.4)	74		291	217
GR	541 (62.8)	321 (37.2)	138		1000	862
HU	495 (53.7)	426 (46.3)	93		1014	921
IE	339 (45.8)	401 (54.2)	235		975	740
IT	555 (62.5)	333 (37.5)	152		1040	888
LT	279 (34.8)	523 (65.2)	224		1026	802
LU	184 (42.4)	250 (57.6)	67		501	434
LV	409 (46.8)	464 (53.2)	127		1000	873
MT	138 (37.5)	230 (62.5)	132		500	368
NL	342 (35.6)	619 (64.4)	63		1024	961
PL	394 (49.4)	403 (50.6)	203		1000	797
PT	328 (37.4)	548 (62.6)	170		1046	876
RO	292 (35.6)	528 (64.4)	193		1013	820
SE	338 (36.3)	592 (63.7)	81		1011	930
SI	275 (31.8)	589 (68.2)	156		1020	864
SK	577 (62.0)	354 (38.0)	103		1034	931
N Sum	10001	12169	4407		26577	
N Valid Sum	10001	12169				22170

v78 - QA5 EUROPEAN PARLIAMENT - ROLE PREFERENCE

Q.A5

Would you personally like to see the European Parliament play a more important or less important role than it currently does?

(ONE ANSWER ONLY)

- 1 More important
- 2 Less important
- 3 The same (SPONTANEOUS)
- 4 DK

Comparability:

Last trend: EB73.1, Q.A6

v78 by v7, Absolute Values (Row Percent), weighted by v8

v7	v78	1	2	3	4	N Sum	N Valid Sum
					M		
AT	380 (38.2)	294 (29.6)	320 (32.2)	16	1010	994	
BE	659 (66.6)	173 (17.5)	157 (15.9)	31	1020	989	
BG	545 (66.5)	56 (6.8)	218 (26.6)	180	999	819	
CY	396 (87.6)	15 (3.3)	41 (9.1)	49	501	452	
CZ	453 (48.1)	306 (32.5)	182 (19.3)	74	1015	941	
DE-E	229 (48.2)	139 (29.3)	107 (22.5)	55	530	475	
DE-W	366 (41.4)	294 (33.2)	225 (25.4)	105	990	885	
DK	392 (41.5)	362 (38.3)	190 (20.1)	63	1007	944	
EE	474 (52.3)	172 (19.0)	260 (28.7)	94	1000	906	
ES	725 (80.6)	39 (4.3)	135 (15.0)	106	1005	899	
FI	425 (45.0)	280 (29.7)	239 (25.3)	59	1003	944	
FR	607 (69.1)	161 (18.3)	111 (12.6)	121	1000	879	
GB-GBN	319 (36.5)	492 (56.2)	64 (7.3)	124	999	875	
GB-NIR	109 (44.1)	106 (42.9)	32 (13.0)	43	290	247	
GR	726 (75.5)	106 (11.0)	130 (13.5)	38	1000	962	
HU	623 (63.1)	135 (13.7)	230 (23.3)	27	1015	988	
IE	325 (39.3)	195 (23.6)	307 (37.1)	148	975	827	
IT	596 (63.7)	114 (12.2)	225 (24.1)	104	1039	935	
LT	588 (63.6)	94 (10.2)	243 (26.3)	101	1026	925	
LU	313 (67.7)	75 (16.2)	74 (16.0)	39	501	462	
LV	520 (59.0)	209 (23.7)	153 (17.3)	119	1001	882	
MT	317 (74.4)	34 (8.0)	75 (17.6)	74	500	426	
NL	497 (51.2)	382 (39.4)	91 (9.4)	54	1024	970	
PL	522 (59.6)	142 (16.2)	212 (24.2)	124	1000	876	
PT	571 (63.3)	149 (16.5)	182 (20.2)	144	1046	902	
RO	672 (74.1)	119 (13.1)	116 (12.8)	106	1013	907	
SE	445 (46.8)	390 (41.0)	116 (12.2)	58	1009	951	
SI	537 (57.7)	99 (10.6)	295 (31.7)	89	1020	931	
SK	684 (69.2)	140 (14.2)	165 (16.7)	45	1034	989	
N Sum	14015	5272	4895	2390	26572		
N Valid Sum	14015	5272	4895			24182	

v79 - QA6 EP VALUES PRIO: GENDER EQUALITY

Q.A6

In your opinion, which of the following values should the European Parliament defend as a matter of priority?
(SHOW CARD – READ OUT – ROTATE – MAX. 3 ANSWERS)

Q.A6_1 Equality between men and women

- 0 Not mentioned
- 1 Mentioned

Comparability:

Last trend: EB73.1, Q.A8

v79 by v7, Absolute Values (Row Percent), weighted by v8

	v79	0	1	N Sum	N Valid Sum
v7					
AT	583 (57.7)	427 (42.3)		1010	1010
BE	582 (57.1)	438 (42.9)		1020	1020
BG	803 (80.3)	197 (19.7)		1000	1000
CY	328 (65.5)	173 (34.5)		501	501
CZ	713 (70.2)	302 (29.8)		1015	1015
DE-E	316 (59.6)	214 (40.4)		530	530
DE-W	685 (69.3)	304 (30.7)		989	989
DK	666 (66.1)	341 (33.9)		1007	1007
EE	753 (75.3)	247 (24.7)		1000	1000
ES	570 (56.7)	436 (43.3)		1006	1006
FI	658 (65.6)	345 (34.4)		1003	1003
FR	458 (45.8)	542 (54.2)		1000	1000
GB-GBN	674 (67.4)	326 (32.6)		1000	1000
GB-NIR	190 (65.3)	101 (34.7)		291	291
GR	793 (79.3)	207 (20.7)		1000	1000
HU	706 (69.6)	308 (30.4)		1014	1014
IE	537 (55.1)	438 (44.9)		975	975
IT	755 (72.7)	284 (27.3)		1039	1039
LT	787 (76.7)	239 (23.3)		1026	1026
LU	307 (61.3)	194 (38.7)		501	501
LV	847 (84.7)	153 (15.3)		1000	1000
MT	315 (63.0)	185 (37.0)		500	500
NL	622 (60.7)	402 (39.3)		1024	1024
PL	710 (71.0)	290 (29.0)		1000	1000
PT	712 (68.1)	334 (31.9)		1046	1046
RO	666 (65.7)	347 (34.3)		1013	1013
SE	539 (53.4)	471 (46.6)		1010	1010
SI	643 (63.0)	377 (37.0)		1020	1020
SK	752 (72.7)	282 (27.3)		1034	1034
N Sum	17670	8904		26574	
N Valid Sum	17670	8904			26574

v80 - QA6 EP VALUES PRIO: MINORITIES PROTECTION

Q.A6

In your opinion, which of the following values should the European Parliament defend as a matter of priority?

(SHOW CARD – READ OUT – ROTATE – MAX. 3 ANSWERS)

Q.A6_2 The protection of minorities

0 Not mentioned

1 Mentioned

Comparability:

Last trend: EB73.1, Q.A8

v80 by v7, Absolute Values (Row Percent), weighted by v8

	v80	0	1	N Sum	N Valid Sum
v7					
AT	767 (75.9)	243 (24.1)		1010	1010
BE	741 (72.6)	279 (27.4)		1020	1020
BG	837 (83.7)	163 (16.3)		1000	1000
CY	403 (80.4)	98 (19.6)		501	501
CZ	891 (87.8)	124 (12.2)		1015	1015
DE-E	425 (80.2)	105 (19.8)		530	530
DE-W	723 (73.1)	266 (26.9)		989	989
DK	828 (82.2)	179 (17.8)		1007	1007
EE	754 (75.4)	246 (24.6)		1000	1000
ES	817 (81.2)	189 (18.8)		1006	1006
FI	706 (70.4)	297 (29.6)		1003	1003
FR	787 (78.7)	213 (21.3)		1000	1000
GB-GBN	789 (78.9)	211 (21.1)		1000	1000
GB-NIR	224 (77.0)	67 (23.0)		291	291
GR	813 (81.3)	187 (18.7)		1000	1000
HU	792 (78.1)	222 (21.9)		1014	1014
IE	654 (67.1)	321 (32.9)		975	975
IT	749 (72.1)	290 (27.9)		1039	1039
LT	915 (89.2)	111 (10.8)		1026	1026
LU	347 (69.3)	154 (30.7)		501	501
LV	834 (83.4)	166 (16.6)		1000	1000
MT	311 (62.2)	189 (37.8)		500	500
NL	764 (74.6)	260 (25.4)		1024	1024
PL	868 (86.8)	132 (13.2)		1000	1000
PT	734 (70.2)	312 (29.8)		1046	1046
RO	792 (78.2)	221 (21.8)		1013	1013
SE	805 (79.7)	205 (20.3)		1010	1010
SI	887 (87.0)	133 (13.0)		1020	1020
SK	882 (85.3)	152 (14.7)		1034	1034
N Sum	20839	5735		26574	
N Valid Sum	20839	5735			26574

v81 - QA6 EP VALUES PRIO: CULTURE/RELIG DIALOGUE

Q.A6

In your opinion, which of the following values should the European Parliament defend as a matter of priority?

(SHOW CARD – READ OUT – ROTATE – MAX. 3 ANSWERS)

Q.A6_3 The dialogue between cultures and religions

0 Not mentioned

1 Mentioned

Comparability:

Last trend: EB73.1, Q.A8

v81 by v7, Absolute Values (Row Percent), weighted by v8

	v81	0	1	N Sum	N Valid Sum
v7					
AT	843 (83.5)	167 (16.5)		1010	1010
BE	822 (80.6)	198 (19.4)		1020	1020
BG	727 (72.7)	273 (27.3)		1000	1000
CY	425 (84.8)	76 (15.2)		501	501
CZ	878 (86.5)	137 (13.5)		1015	1015
DE-E	377 (71.1)	153 (28.9)		530	530
DE-W	719 (72.7)	270 (27.3)		989	989
DK	564 (56.0)	443 (44.0)		1007	1007
EE	743 (74.3)	257 (25.7)		1000	1000
ES	869 (86.4)	137 (13.6)		1006	1006
FI	800 (79.8)	203 (20.2)		1003	1003
FR	787 (78.7)	213 (21.3)		1000	1000
GB-GBN	766 (76.6)	234 (23.4)		1000	1000
GB-NIR	195 (67.0)	96 (33.0)		291	291
GR	851 (85.1)	149 (14.9)		1000	1000
HU	811 (80.0)	203 (20.0)		1014	1014
IE	818 (83.9)	157 (16.1)		975	975
IT	804 (77.4)	235 (22.6)		1039	1039
LT	889 (86.6)	137 (13.4)		1026	1026
LU	372 (74.4)	128 (25.6)		500	500
LV	827 (82.7)	173 (17.3)		1000	1000
MT	394 (78.8)	106 (21.2)		500	500
NL	753 (73.5)	271 (26.5)		1024	1024
PL	832 (83.2)	168 (16.8)		1000	1000
PT	837 (80.0)	209 (20.0)		1046	1046
RO	830 (81.9)	183 (18.1)		1013	1013
SE	741 (73.4)	269 (26.6)		1010	1010
SI	799 (78.3)	221 (21.7)		1020	1020
SK	837 (80.9)	197 (19.1)		1034	1034
N Sum	20910	5663		26573	
N Valid Sum	20910	5663			26573

v82 - QA6 EP VALUES PRIO: EU SOLIDARITY

Q.A6

In your opinion, which of the following values should the European Parliament defend as a matter of priority?

(SHOW CARD – READ OUT – ROTATE – MAX. 3 ANSWERS)

Q.A6_4 Solidarity between EU Member States

0 Not mentioned

1 Mentioned

Comparability:

Last trend: EB73.1, Q.A8

v82 by v7, Absolute Values (Row Percent), weighted by v8

	v82	0	1	N Sum	N Valid Sum
v7					
AT	661 (65.4)	349 (34.6)	1010	1010	
BE	644 (63.1)	376 (36.9)	1020	1020	
BG	413 (41.3)	587 (58.7)	1000	1000	
CY	282 (56.3)	219 (43.7)	501	501	
CZ	534 (52.6)	481 (47.4)	1015	1015	
DE-E	341 (64.3)	189 (35.7)	530	530	
DE-W	549 (55.5)	440 (44.5)	989	989	
DK	726 (72.1)	281 (27.9)	1007	1007	
EE	618 (61.8)	382 (38.2)	1000	1000	
ES	706 (70.2)	300 (29.8)	1006	1006	
FI	716 (71.4)	287 (28.6)	1003	1003	
FR	704 (70.4)	296 (29.6)	1000	1000	
GB-GBN	828 (82.8)	172 (17.2)	1000	1000	
GB-NIR	255 (87.6)	36 (12.4)	291	291	
GR	445 (44.5)	555 (55.5)	1000	1000	
HU	582 (57.4)	432 (42.6)	1014	1014	
IE	670 (68.7)	305 (31.3)	975	975	
IT	665 (64.0)	374 (36.0)	1039	1039	
LT	644 (62.8)	382 (37.2)	1026	1026	
LU	329 (65.7)	172 (34.3)	501	501	
LV	646 (64.6)	354 (35.4)	1000	1000	
MT	352 (70.4)	148 (29.6)	500	500	
NL	643 (62.8)	381 (37.2)	1024	1024	
PL	628 (62.8)	372 (37.2)	1000	1000	
PT	698 (66.7)	348 (33.3)	1046	1046	
RO	585 (57.7)	428 (42.3)	1013	1013	
SE	751 (74.4)	259 (25.6)	1010	1010	
SI	628 (61.6)	392 (38.4)	1020	1020	
SK	532 (51.5)	502 (48.5)	1034	1034	
N Sum	16775	9799	26574		
N Valid Sum	16775	9799		26574	

v83 - QA6 EP VALUES PRIO: POOR CNTRS SOLIDARITY

Q.A6

In your opinion, which of the following values should the European Parliament defend as a matter of priority?
(SHOW CARD – READ OUT – ROTATE – MAX. 3 ANSWERS)

Q.A6_5 Solidarity between the EU and poor countries in the world

- 0 Not mentioned
- 1 Mentioned

Comparability:

Last trend: EB73.1, Q.A8

v83 by v7, Absolute Values (Row Percent), weighted by v8

	v83	0	1	N Sum	N Valid Sum
v7					
AT	763 (75.5)	247 (24.5)		1010	1010
BE	769 (75.4)	251 (24.6)		1020	1020
BG	678 (67.8)	322 (32.2)		1000	1000
CY	290 (57.9)	211 (42.1)		501	501
CZ	762 (75.1)	253 (24.9)		1015	1015
DE-E	351 (66.2)	179 (33.8)		530	530
DE-W	767 (77.6)	222 (22.4)		989	989
DK	691 (68.6)	316 (31.4)		1007	1007
EE	786 (78.6)	214 (21.4)		1000	1000
ES	737 (73.3)	269 (26.7)		1006	1006
FI	760 (75.8)	243 (24.2)		1003	1003
FR	706 (70.6)	294 (29.4)		1000	1000
GB-GBN	834 (83.4)	166 (16.6)		1000	1000
GB-NIR	233 (80.1)	58 (19.9)		291	291
GR	647 (64.7)	353 (35.3)		1000	1000
HU	731 (72.1)	283 (27.9)		1014	1014
IE	760 (77.9)	215 (22.1)		975	975
IT	748 (72.0)	291 (28.0)		1039	1039
LT	804 (78.4)	222 (21.6)		1026	1026
LU	334 (66.7)	167 (33.3)		501	501
LV	783 (78.3)	217 (21.7)		1000	1000
MT	344 (68.8)	156 (31.2)		500	500
NL	842 (82.2)	182 (17.8)		1024	1024
PL	774 (77.4)	226 (22.6)		1000	1000
PT	650 (62.1)	396 (37.9)		1046	1046
RO	756 (74.6)	257 (25.4)		1013	1013
SE	689 (68.2)	321 (31.8)		1010	1010
SI	788 (77.3)	232 (22.7)		1020	1020
SK	760 (73.5)	274 (26.5)		1034	1034
N Sum	19537	7037		26574	
N Valid Sum	19537	7037			26574

v84 - QA6 EP VALUES PRIO: HUMAN RIGHTS PROTECTION

Q.A6

In your opinion, which of the following values should the European Parliament defend as a matter of priority?

(SHOW CARD – READ OUT – ROTATE – MAX. 3 ANSWERS)

Q.A6_6 The protection of human rights

0 Not mentioned

1 Mentioned

Comparability:

Last trend: EB73.1, Q.A8

v84 by v7, Absolute Values (Row Percent), weighted by v8

	v84	0	1	N Sum	N Valid Sum
v7					
AT	384 (38.0)	626 (62.0)		1010	1010
BE	470 (46.1)	550 (53.9)		1020	1020
BG	319 (31.9)	681 (68.1)		1000	1000
CY	73 (14.6)	428 (85.4)		501	501
CZ	324 (31.9)	691 (68.1)		1015	1015
DE-E	153 (28.9)	377 (71.1)		530	530
DE-W	308 (31.1)	681 (68.9)		989	989
DK	391 (38.8)	616 (61.2)		1007	1007
EE	343 (34.3)	657 (65.7)		1000	1000
ES	383 (38.1)	623 (61.9)		1006	1006
FI	325 (32.4)	678 (67.6)		1003	1003
FR	449 (44.9)	551 (55.1)		1000	1000
GB-GBN	495 (49.5)	505 (50.5)		1000	1000
GB-NIR	111 (38.1)	180 (61.9)		291	291
GR	382 (38.2)	618 (61.8)		1000	1000
HU	289 (28.5)	725 (71.5)		1014	1014
IE	356 (36.5)	619 (63.5)		975	975
IT	515 (49.6)	524 (50.4)		1039	1039
LT	266 (25.9)	760 (74.1)		1026	1026
LU	267 (53.3)	234 (46.7)		501	501
LV	375 (37.5)	625 (62.5)		1000	1000
MT	235 (47.0)	265 (53.0)		500	500
NL	386 (37.7)	638 (62.3)		1024	1024
PL	362 (36.2)	638 (63.8)		1000	1000
PT	557 (53.3)	489 (46.7)		1046	1046
RO	412 (40.7)	601 (59.3)		1013	1013
SE	322 (31.9)	688 (68.1)		1010	1010
SI	280 (27.5)	740 (72.5)		1020	1020
SK	352 (34.0)	682 (66.0)		1034	1034
N Sum	9884	16690		26574	
N Valid Sum	9884	16690			26574

v85 - QA6 EP VALUES PRIO: FREEDOM OF SPEECH

Q.A6

In your opinion, which of the following values should the European Parliament defend as a matter of priority?

(SHOW CARD – READ OUT – ROTATE – MAX. 3 ANSWERS)

Q.A6_7 Freedom of speech

0 Not mentioned

1 Mentioned

Comparability:

Last trend: EB73.1, Q.A8

v85 by v7, Absolute Values (Row Percent), weighted by v8

	v85	0	1	N Sum	N Valid Sum
v7					
AT	722 (71.5)	288 (28.5)		1010	1010
BE	607 (59.5)	413 (40.5)		1020	1020
BG	778 (77.8)	222 (22.2)		1000	1000
CY	326 (65.1)	175 (34.9)		501	501
CZ	653 (64.3)	362 (35.7)		1015	1015
DE-E	412 (77.7)	118 (22.3)		530	530
DE-W	768 (77.7)	221 (22.3)		989	989
DK	510 (50.6)	497 (49.4)		1007	1007
EE	571 (57.1)	429 (42.9)		1000	1000
ES	672 (66.8)	334 (33.2)		1006	1006
FI	516 (51.4)	487 (48.6)		1003	1003
FR	548 (54.8)	452 (45.2)		1000	1000
GB-GBN	461 (46.1)	539 (53.9)		1000	1000
GB-NIR	139 (47.8)	152 (52.2)		291	291
GR	620 (62.0)	380 (38.0)		1000	1000
HU	744 (73.4)	270 (26.6)		1014	1014
IE	591 (60.6)	384 (39.4)		975	975
IT	731 (70.4)	308 (29.6)		1039	1039
LT	642 (62.6)	384 (37.4)		1026	1026
LU	323 (64.5)	178 (35.5)		501	501
LV	638 (63.8)	362 (36.2)		1000	1000
MT	371 (74.2)	129 (25.8)		500	500
NL	461 (45.0)	563 (55.0)		1024	1024
PL	686 (68.6)	314 (31.4)		1000	1000
PT	821 (78.5)	225 (21.5)		1046	1046
RO	708 (69.9)	305 (30.1)		1013	1013
SE	493 (48.8)	517 (51.2)		1010	1010
SI	642 (62.9)	378 (37.1)		1020	1020
SK	681 (65.9)	353 (34.1)		1034	1034
N Sum	16835	9739		26574	
N Valid Sum	16835	9739			26574

v86 - QA6 EP VALUES PRIO: DEATH PENALTY ABOLITION

Q.A6

In your opinion, which of the following values should the European Parliament defend as a matter of priority?
(SHOW CARD – READ OUT – ROTATE – MAX. 3 ANSWERS)

Q.A6_8 The abolition of the death penalty throughout the world

- 0 Not mentioned
- 1 Mentioned

Comparability:

Last trend: EB73.1, Q.A8

v86 by v7, Absolute Values (Row Percent), weighted by v8

	v86	0	1	N Sum	N Valid Sum
v7					
AT	670 (66.3)	340 (33.7)		1010	1010
BE	850 (83.3)	170 (16.7)		1020	1020
BG	964 (96.4)	36 (3.6)		1000	1000
CY	442 (88.2)	59 (11.8)		501	501
CZ	931 (91.7)	84 (8.3)		1015	1015
DE-E	425 (80.2)	105 (19.8)		530	530
DE-W	766 (77.5)	223 (22.5)		989	989
DK	815 (80.9)	192 (19.1)		1007	1007
EE	946 (94.6)	54 (5.4)		1000	1000
ES	869 (86.4)	137 (13.6)		1006	1006
FI	823 (82.1)	180 (17.9)		1003	1003
FR	810 (81.0)	190 (19.0)		1000	1000
GB-GBN	911 (91.1)	89 (8.9)		1000	1000
GB-NIR	265 (91.1)	26 (8.9)		291	291
GR	841 (84.1)	159 (15.9)		1000	1000
HU	944 (93.1)	70 (6.9)		1014	1014
IE	828 (84.9)	147 (15.1)		975	975
IT	836 (80.5)	203 (19.5)		1039	1039
LT	976 (95.1)	50 (4.9)		1026	1026
LU	421 (84.0)	80 (16.0)		501	501
LV	946 (94.6)	54 (5.4)		1000	1000
MT	456 (91.2)	44 (8.8)		500	500
NL	903 (88.2)	121 (11.8)		1024	1024
PL	886 (88.6)	114 (11.4)		1000	1000
PT	846 (80.9)	200 (19.1)		1046	1046
RO	891 (88.0)	122 (12.0)		1013	1013
SE	823 (81.5)	187 (18.5)		1010	1010
SI	859 (84.2)	161 (15.8)		1020	1020
SK	909 (87.9)	125 (12.1)		1034	1034
N Sum	22852	3722		26574	
N Valid Sum	22852	3722			26574

v87 - QA6 EP VALUES PRIO: OTHER

Q.A6

In your opinion, which of the following values should the European Parliament defend as a matter of priority?

(SHOW CARD – READ OUT – ROTATE – MAX. 3 ANSWERS)

Q.A6_9 Other (SPONTANEOUS)

0 Not mentioned

1 Mentioned

Comparability:

Last trend: EB73.1, Q.A8

v87 by v7, Absolute Values (Row Percent), weighted by v8

v7	v87	0	1	N Sum	N Valid Sum
AT	970 (96.0)	40 (4.0)		1010	1010
BE	1003 (98.3)	17 (1.7)		1020	1020
BG	998 (99.8)	2 (0.2)		1000	1000
CY	495 (98.8)	6 (1.2)		501	501
CZ	1005 (99.0)	10 (1.0)		1015	1015
DE-E	525 (99.1)	5 (0.9)		530	530
DE-W	986 (99.7)	3 (0.3)		989	989
DK	1006 (99.9)	1 (0.1)		1007	1007
EE	990 (99.0)	10 (1.0)		1000	1000
ES	1004 (99.8)	2 (0.2)		1006	1006
FI	997 (99.4)	6 (0.6)		1003	1003
FR	989 (98.9)	11 (1.1)		1000	1000
GB-GBN	977 (97.7)	23 (2.3)		1000	1000
GB-NIR	290 (99.7)	1 (0.3)		291	291
GR	986 (98.6)	14 (1.4)		1000	1000
HU	989 (97.5)	25 (2.5)		1014	1014
IE	968 (99.3)	7 (0.7)		975	975
IT	1024 (98.6)	15 (1.4)		1039	1039
LT	1006 (98.1)	20 (1.9)		1026	1026
LU	498 (99.4)	3 (0.6)		501	501
LV	974 (97.4)	26 (2.6)		1000	1000
MT	497 (99.4)	3 (0.6)		500	500
NL	996 (97.3)	28 (2.7)		1024	1024
PL	994 (99.4)	6 (0.6)		1000	1000
PT	1038 (99.2)	8 (0.8)		1046	1046
RO	1004 (99.1)	9 (0.9)		1013	1013
SE	1004 (99.4)	6 (0.6)		1010	1010
SI	969 (95.0)	51 (5.0)		1020	1020
SK	992 (95.9)	42 (4.1)		1034	1034
N Sum	26174	400		26574	
N Valid Sum	26174	400			26574

v88 - QA6 EP VALUES PRIO: NONE

Q.A6

In your opinion, which of the following values should the European Parliament defend as a matter of priority?
(SHOW CARD – READ OUT – ROTATE – MAX. 3 ANSWERS)

Q.A6_10 None (SPONTANEOUS)

0 Not mentioned

1 Mentioned

Comparability:

Last trend: EB73.1, Q.A8

v88 by v7, Absolute Values (Row Percent), weighted by v8

	v88	0	1	N Sum	N Valid Sum
v7					
AT	996 (98.6)	14 (1.4)		1010	1010
BE	1015 (99.5)	5 (0.5)		1020	1020
BG	999 (99.9)	1 (0.1)		1000	1000
CY	500 (99.8)	1 (0.2)		501	501
CZ	998 (98.3)	17 (1.7)		1015	1015
DE-E	525 (99.1)	5 (0.9)		530	530
DE-W	983 (99.4)	6 (0.6)		989	989
DK	1005 (99.8)	2 (0.2)		1007	1007
EE	992 (99.2)	8 (0.8)		1000	1000
ES	1000 (99.4)	6 (0.6)		1006	1006
FI	999 (99.6)	4 (0.4)		1003	1003
FR	999 (99.9)	1 (0.1)		1000	1000
GB-GBN	958 (95.8)	42 (4.2)		1000	1000
GB-NIR	287 (98.3)	5 (1.7)		292	292
GR	995 (99.5)	5 (0.5)		1000	1000
HU	999 (98.5)	15 (1.5)		1014	1014
IE	974 (99.9)	1 (0.1)		975	975
IT	1025 (98.7)	14 (1.3)		1039	1039
LT	1012 (98.6)	14 (1.4)		1026	1026
LU	498 (99.4)	3 (0.6)		501	501
LV	985 (98.5)	15 (1.5)		1000	1000
MT	500 (100.0)	0 (0.0)		500	500
NL	1019 (99.5)	5 (0.5)		1024	1024
PL	991 (99.1)	9 (0.9)		1000	1000
PT	1043 (99.7)	3 (0.3)		1046	1046
RO	1009 (99.6)	4 (0.4)		1013	1013
SE	1007 (99.7)	3 (0.3)		1010	1010
SI	1015 (99.5)	5 (0.5)		1020	1020
SK	1034 (100.0)			1034	1034
N Sum	26362	213		26575	
N Valid Sum	26362	213			26575

v89 - QA6 EP VALUES PRIO: DK

Q.A6

In your opinion, which of the following values should the European Parliament defend as a matter of priority?

(SHOW CARD – READ OUT – ROTATE – MAX. 3 ANSWERS)

Q.A6_11 DK

0 Not mentioned

1 Mentioned

Comparability:

Last trend: EB73.1, Q.A8

v89 by v7, Absolute Values (Row Percent), weighted by v8

	v89	0	1	N Sum	N Valid Sum
v7					
AT	1003 (99.3)	7 (0.7)		1010	1010
BE	1015 (99.5)	5 (0.5)		1020	1020
BG	958 (95.8)	42 (4.2)		1000	1000
CY	498 (99.4)	3 (0.6)		501	501
CZ	1006 (99.1)	9 (0.9)		1015	1015
DE-E	524 (98.9)	6 (1.1)		530	530
DE-W	967 (97.8)	22 (2.2)		989	989
DK	994 (98.7)	13 (1.3)		1007	1007
EE	961 (96.1)	39 (3.9)		1000	1000
ES	988 (98.2)	18 (1.8)		1006	1006
FI	997 (99.4)	6 (0.6)		1003	1003
FR	989 (98.9)	11 (1.1)		1000	1000
GB-GBN	942 (94.2)	58 (5.8)		1000	1000
GB-NIR	277 (95.2)	14 (4.8)		291	291
GR	991 (99.1)	9 (0.9)		1000	1000
HU	1000 (98.6)	14 (1.4)		1014	1014
IE	935 (95.9)	40 (4.1)		975	975
IT	1007 (96.9)	32 (3.1)		1039	1039
LT	992 (96.7)	34 (3.3)		1026	1026
LU	490 (97.8)	11 (2.2)		501	501
LV	950 (95.0)	50 (5.0)		1000	1000
MT	476 (95.2)	24 (4.8)		500	500
NL	1019 (99.5)	5 (0.5)		1024	1024
PL	952 (95.2)	48 (4.8)		1000	1000
PT	1013 (96.8)	33 (3.2)		1046	1046
RO	966 (95.4)	47 (4.6)		1013	1013
SE	1004 (99.4)	6 (0.6)		1010	1010
SI	1015 (99.4)	6 (0.6)		1021	1021
SK	1024 (99.0)	10 (1.0)		1034	1034
N Sum	25953	622		26575	
N Valid Sum	25953	622			26575

v90 - QA7 EU ENERGY COOPERATION - EP PRIORITY

Q.A7

The European Parliament wants increased energy cooperation between the European Union Member States. With this in mind, do you think that the main priority should be given to...?

(SHOW CARD – READ OUT – ONE ANSWER ONLY)

- 1 The stability of energy prices
- 2 Guaranteeing energy supplies
- 3 Developing renewable energies
- 4 Contributing to energy savings, in particular by promoting energy efficiency which consists in producing the same goods and services using less energy
- 5 Other (SPONTANEOUS)
- 6 All at the same time (SPONTANEOUS)
- 7 DK

v90 by v7, Absolute Values (Row Percent), weighted by v8

	v90	1	2	3	4	5	6	7	N Sum	N Valid Sum
v7										
								M		
AT	208 (20.7)	284 (28.3)	293 (29.2)	151 (15.0)	5 (0.5)	63 (6.3)	6		1010	1004
BE	373 (36.9)	230 (22.7)	248 (24.5)	146 (14.4)	4 (0.4)	10 (1.0)	8		1019	1011
BG	360 (38.2)	261 (27.7)	127 (13.5)	99 (10.5)		96 (10.2)	57		1000	943
CY	132 (26.8)	30 (6.1)	204 (41.5)	100 (20.3)	1 (0.2)	25 (5.1)	9		501	492
CZ	457 (45.6)	212 (21.2)	135 (13.5)	155 (15.5)	5 (0.5)	38 (3.8)	13		1015	1002
DE-E	203 (39.0)	145 (27.8)	94 (18.0)	70 (13.4)		9 (1.7)	8		529	521
DE-W	262 (26.9)	312 (32.1)	254 (26.1)	117 (12.0)	2 (0.2)	26 (2.7)	16		989	973
DK	78 (7.8)	142 (14.3)	530 (53.3)	230 (23.1)	1 (0.1)	13 (1.3)	14		1008	994
EE	324 (34.0)	215 (22.6)	183 (19.2)	171 (18.0)	1 (0.1)	58 (6.1)	48		1000	952
ES	294 (30.6)	200 (20.8)	276 (28.7)	187 (19.4)	3 (0.3)	2 (0.2)	43		1005	962
FI	208 (20.8)	171 (17.1)	354 (35.4)	253 (25.3)	4 (0.4)	10 (1.0)	2		1002	1000
FR	363 (37.2)	101 (10.4)	327 (33.5)	173 (17.7)	2 (0.2)	9 (0.9)	26		1001	975
GB-GBN	294 (31.2)	173 (18.3)	297 (31.5)	148 (15.7)	2 (0.2)	29 (3.1)	58		1001	943
GB-NIR	90 (33.2)	31 (11.4)	90 (33.2)	48 (17.7)		12 (4.4)	19		290	271
GR	372 (38.0)	113 (11.5)	274 (28.0)	109 (11.1)	1 (0.1)	110 (11.2)	21		1000	979
HU	230 (22.8)	263 (26.0)	249 (24.7)	190 (18.8)	1 (0.1)	77 (7.6)	4		1014	1010
IE	263 (28.5)	216 (23.4)	287 (31.1)	137 (14.9)	1 (0.1)	18 (2.0)	53		975	922
IT	197 (19.7)	180 (18.0)	301 (30.0)	236 (23.6)	6 (0.6)	82 (8.2)	37		1039	1002
LT	457 (46.1)	202 (20.4)	127 (12.8)	187 (18.9)	6 (0.6)	13 (1.3)	35		1027	992
LU	142 (29.5)	66 (13.7)	165 (34.3)	101 (21.0)		7 (1.5)	21		502	481
LV	395 (40.7)	152 (15.7)	151 (15.6)	240 (24.7)	2 (0.2)	30 (3.1)	31		1001	970
MT	178 (37.5)	62 (13.1)	97 (20.4)	116 (24.4)	1 (0.2)	21 (4.4)	25		500	475
NL	148 (14.6)	169 (16.7)	496 (49.0)	188 (18.6)	2 (0.2)	9 (0.9)	12		1024	1012
PL	324 (33.6)	279 (28.9)	167 (17.3)	88 (9.1)	1 (0.1)	105 (10.9)	36		1000	964
PT	400 (39.3)	213 (20.9)	238 (23.4)	98 (9.6)		69 (6.8)	27		1045	1018
RO	353 (39.9)	200 (22.6)	155 (17.5)	120 (13.6)	7 (0.8)	50 (5.6)	128		1013	885
SE	88 (8.8)	137 (13.7)	511 (51.0)	250 (25.0)	3 (0.3)	12 (1.2)	8		1009	1001
SI	223 (22.1)	181 (17.9)	307 (30.4)	238 (23.5)	2 (0.2)	60 (5.9)	9		1020	1011
SK	365 (35.6)	251 (24.5)	164 (16.0)	182 (17.7)	5 (0.5)	59 (5.8)	8		1034	1026
N Sum	7781	5191	7101	4528	68	1122	782		26573	
N Valid Sum	7781	5191	7101	4528	68	1122				25791

v91 - QA8 ENERGY SUPPLY SECURITY - COUNTRY OR EU LEVEL

Q.A8

In winter 2008, some European Union Member States were faced with significant energy supply problems, in particular an interruption in gas deliveries. As a citizen, would you say that you would be better protected in the face of such an energy supply risk if...?

(SHOW CARD – READ OUT – ONE ANSWER ONLY)

- 1 (OUR COUNTRY) adopted and implemented measures individually
- 2 (OUR COUNTRY) adopted and implemented measures in a coordinated way with the other EU countries
- 3 DK

v91 by v7, Absolute Values (Row Percent), weighted by v8

v7	v91	1	2	3	N Sum	N Valid Sum
				M		
AT	568 (58.5)	403 (41.5)	39	1010	971	
BE	278 (27.8)	721 (72.2)	20	1019	999	
BG	280 (33.9)	546 (66.1)	174	1000	826	
CY	96 (20.2)	380 (79.8)	25	501	476	
CZ	396 (40.4)	584 (59.6)	35	1015	980	
DE-E	194 (38.1)	315 (61.9)	20	529	509	
DE-W	382 (40.3)	566 (59.7)	41	989	948	
DK	268 (27.4)	710 (72.6)	29	1007	978	
EE	238 (25.3)	701 (74.7)	61	1000	939	
ES	265 (28.6)	662 (71.4)	80	1007	927	
FI	415 (42.7)	558 (57.3)	30	1003	973	
FR	252 (27.2)	676 (72.8)	71	999	928	
GB-GBN	434 (48.9)	453 (51.1)	113	1000	887	
GB-NIR	105 (41.0)	151 (59.0)	34	290	256	
GR	297 (31.9)	635 (68.1)	68	1000	932	
HU	240 (24.0)	761 (76.0)	13	1014	1001	
IE	313 (37.7)	517 (62.3)	145	975	830	
IT	324 (34.1)	625 (65.9)	90	1039	949	
LT	187 (19.7)	762 (80.3)	77	1026	949	
LU	81 (16.9)	398 (83.1)	22	501	479	
LV	327 (34.9)	609 (65.1)	64	1000	936	
MT	143 (33.7)	281 (66.3)	76	500	424	
NL	241 (24.6)	738 (75.4)	45	1024	979	
PL	326 (36.8)	559 (63.2)	115	1000	885	
PT	293 (31.4)	639 (68.6)	113	1045	932	
RO	280 (34.0)	544 (66.0)	189	1013	824	
SE	261 (27.2)	697 (72.8)	52	1010	958	
SI	314 (32.2)	662 (67.8)	44	1020	976	
SK	261 (26.0)	742 (74.0)	31	1034	1003	
N Sum	8059	16595	1916	26570		
N Valid Sum	8059	16595			24654	

v92 - QA9 EU ENERGY SUPPLY ASSISTANCE - CNTRY INTEREST

Q.A9

Please tell me whether you totally agree, tend to agree, tend to disagree or totally disagree with each of the following statements concerning the question of energy supplies within the European Union?

(SHOW CARD WITH SCALE – ONE ANSWER PER LINE)

Q.A9_1 It is in the interest of the energy security of (OUR COUNTRY) to provide assistance to another EU Member State facing significant energy supply problems

- 1 Totally agree
- 2 Tend to agree
- 3 Tend to disagree
- 4 Totally disagree
- 5 DK

v92 by v7, Absolute Values (Row Percent), weighted by v8

	v92	1	2	3	4	5	N Sum	N Valid Sum
v7								
						M		
AT	160 (16.3)	519 (53.0)	224 (22.9)	76 (7.8)	31		1010	979
BE	247 (24.6)	625 (62.2)	105 (10.4)	28 (2.8)	15		1020	1005
BG	268 (30.9)	439 (50.7)	122 (14.1)	37 (4.3)	134		1000	866
CY	240 (51.0)	181 (38.4)	36 (7.6)	14 (3.0)	30		501	471
CZ	201 (20.8)	621 (64.3)	116 (12.0)	28 (2.9)	49		1015	966
DE-E	164 (31.9)	245 (47.7)	78 (15.2)	27 (5.3)	15		529	514
DE-W	228 (24.4)	489 (52.2)	163 (17.4)	56 (6.0)	54		990	936
DK	449 (45.2)	465 (46.8)	57 (5.7)	23 (2.3)	13		1007	994
EE	247 (26.1)	527 (55.8)	131 (13.9)	40 (4.2)	56		1001	945
ES	331 (35.9)	435 (47.1)	115 (12.5)	42 (4.6)	82		1005	923
FI	173 (17.7)	560 (57.3)	188 (19.2)	56 (5.7)	26		1003	977
FR	328 (34.3)	507 (53.1)	82 (8.6)	38 (4.0)	45		1000	955
GB-GBN	176 (19.2)	500 (54.4)	147 (16.0)	96 (10.4)	82		1001	919
GB-NIR	57 (22.4)	155 (60.8)	35 (13.7)	8 (3.1)	36		291	255
GR	263 (27.4)	498 (51.9)	166 (17.3)	33 (3.4)	40		1000	960
HU	293 (29.3)	559 (55.8)	115 (11.5)	34 (3.4)	13		1014	1001
IE	260 (30.9)	453 (53.9)	91 (10.8)	37 (4.4)	133		974	841
IT	238 (24.5)	608 (62.5)	107 (11.0)	20 (2.1)	66		1039	973
LT	212 (22.4)	554 (58.6)	133 (14.1)	47 (5.0)	80		1026	946
LU	145 (29.9)	283 (58.4)	41 (8.5)	16 (3.3)	16		501	485
LV	215 (22.8)	499 (52.9)	177 (18.8)	52 (5.5)	57		1000	943
MT	69 (15.9)	177 (40.8)	111 (25.6)	77 (17.7)	66		500	434
NL	290 (29.4)	501 (50.8)	148 (15.0)	47 (4.8)	38		1024	986
PL	247 (27.4)	570 (63.1)	72 (8.0)	14 (1.6)	98		1001	903
PT	229 (24.7)	634 (68.5)	55 (5.9)	8 (0.9)	120		1046	926
RO	285 (35.7)	386 (48.4)	81 (10.2)	46 (5.8)	215		1013	798
SE	329 (33.0)	568 (57.0)	76 (7.6)	23 (2.3)	15		1011	996
SI	231 (23.5)	447 (45.5)	190 (19.3)	114 (11.6)	37		1019	982
SK	274 (27.5)	595 (59.7)	109 (10.9)	18 (1.8)	38		1034	996
N Sum		6849	13600	3271	1155	1700	26575	
N Valid Sum		6849	13600	3271	1155			24875

v93 - QA9 EU ENERGY SUPPLY ASSISTANCE - DESIRABLE

Q.A9

Please tell me whether you totally agree, tend to agree, tend to disagree or totally disagree with each of the following statements concerning the question of energy supplies within the European Union?

(SHOW CARD WITH SCALE – ONE ANSWER PER LINE)

Q.A9_2 It is desirable that (OUR COUNTRY) provides assistance to another EU Member State facing significant energy supply problems in the name of European solidarity between Member States

- 1 Totally agree
- 2 Tend to agree
- 3 Tend to disagree
- 4 Totally disagree
- 5 DK

v93 by v7, Absolute Values (Row Percent), weighted by v8

	v93	1	2	3	4	5	N Sum	N Valid Sum
v7								
						M		
AT	221 (22.4)	557 (56.5)	160 (16.2)	48 (4.9)	24		1010	986
BE	267 (26.5)	604 (59.9)	114 (11.3)	23 (2.3)	13		1021	1008
BG	287 (33.4)	438 (51.0)	104 (12.1)	29 (3.4)	142		1000	858
CY	257 (54.0)	187 (39.3)	23 (4.8)	9 (1.9)	25		501	476
CZ	196 (20.0)	625 (63.7)	133 (13.6)	27 (2.8)	34		1015	981
DE-E	172 (33.3)	264 (51.1)	57 (11.0)	24 (4.6)	14		531	517
DE-W	296 (31.2)	495 (52.2)	114 (12.0)	43 (4.5)	41		989	948
DK	434 (43.8)	464 (46.8)	76 (7.7)	18 (1.8)	15		1007	992
EE	279 (29.3)	547 (57.5)	88 (9.3)	37 (3.9)	48		999	951
ES	350 (37.4)	430 (45.9)	123 (13.1)	33 (3.5)	71		1007	936
FI	192 (19.5)	581 (59.0)	167 (17.0)	44 (4.5)	19		1003	984
FR	361 (37.6)	492 (51.3)	70 (7.3)	37 (3.9)	41		1001	960
GB-GBN	165 (18.2)	499 (55.0)	155 (17.1)	89 (9.8)	92		1000	908
GB-NIR	55 (21.2)	159 (61.4)	35 (13.5)	10 (3.9)	32		291	259
GR	270 (27.7)	537 (55.2)	134 (13.8)	32 (3.3)	27		1000	973
HU	320 (31.9)	515 (51.4)	137 (13.7)	30 (3.0)	12		1014	1002
IE	269 (32.0)	454 (54.0)	90 (10.7)	28 (3.3)	136		977	841
IT	278 (28.3)	555 (56.6)	124 (12.6)	24 (2.4)	58		1039	981
LT	205 (21.4)	553 (57.7)	140 (14.6)	60 (6.3)	67		1025	958
LU	175 (35.9)	271 (55.6)	35 (7.2)	6 (1.2)	15		502	487
LV	234 (24.5)	527 (55.2)	153 (16.0)	40 (4.2)	46		1000	954
MT	87 (20.5)	169 (39.8)	110 (25.9)	59 (13.9)	74		499	425
NL	337 (33.9)	509 (51.2)	124 (12.5)	25 (2.5)	28		1023	995
PL	258 (28.0)	582 (63.1)	72 (7.8)	11 (1.2)	78		1001	923
PT	262 (27.8)	592 (62.9)	81 (8.6)	6 (0.6)	105		1046	941
RO	270 (33.7)	397 (49.6)	97 (12.1)	37 (4.6)	213		1014	801
SE	387 (39.1)	513 (51.8)	63 (6.4)	27 (2.7)	21		1011	990
SI	277 (28.0)	453 (45.7)	152 (15.3)	109 (11.0)	29		1020	991
SK	249 (24.9)	606 (60.7)	128 (12.8)	16 (1.6)	36		1035	999
N Sum	7410	13575	3059	981	1556		26581	
N Valid Sum	7410	13575	3059	981				25025

v94 - D15A OCCUPATION OF RESPONDENT

D.15A

What is your current occupation?

NON-ACTIVE

- 1 Responsible for ordinary shopping and looking after the home, or without any current occupation, not working
- 2 Student
- 3 Unemployed, temporarily not working
- 4 Retired or unable to work through illness

SELF EMPLOYED

- 5 Farmer
- 6 Fisherman
- 7 Professional (lawyer, medical practitioner, accountant, architect, etc.)
- 8 Owner of a shop, craftsmen, other self-employed person
- 9 Business proprietors, owner (full or partner) of a company

EMPLOYED

- 10 Employed professional (employed doctor, lawyer, accountant, architect)
- 11 General management, director or top management (managing directors, director general, other director)
- 12 Middle management, other management (department head, junior manager, teacher, technician)
- 13 Employed position, working mainly at a desk
- 14 Employed position, not at a desk but travelling (salesmen, driver, etc.)
- 15 Employed position, not at a desk, but in a service job (hospital, restaurant, police, fireman, etc.)
- 16 Supervisor
- 17 Skilled manual worker
- 18 Other (unskilled) manual worker, servant

Comparability:

Last trend: EB74.2, D.15A

v94 by v7, Absolute Values (Row Percent), weighted by v8

v7	v94	1	2	3	4	5	6	7	8	9	10	11	12
AT		58 (5.7)	69 (6.8)	37 (3.7)	276 (27.3)	9 (0.9)		13 (1.3)	25 (2.5)	23 (2.3)	11 (1.1)	17 (1.7)	85 (8.4)
BE		76 (7.4)	109 (10.7)	64 (6.3)	302 (29.6)	4 (0.4)		15 (1.5)	38 (3.7)	5 (0.5)	4 (0.4)	10 (1.0)	30 (2.9)
BG		27 (2.7)	95 (9.5)	135 (13.5)	279 (27.8)	9 (0.9)		10 (1.0)	21 (2.1)	16 (1.6)	17 (1.7)	9 (0.9)	50 (5.0)
CY		80 (16.0)	71 (14.2)	28 (5.6)	92 (18.4)	4 (0.8)		9 (1.8)	23 (4.6)	2 (0.4)	6 (1.2)	5 (1.0)	20 (4.0)
CZ		27 (2.7)	85 (8.4)	63 (6.2)	251 (24.8)	5 (0.5)		13 (1.3)	45 (4.4)	27 (2.7)	14 (1.4)	5 (0.5)	44 (4.3)
DE-E		18 (3.4)	48 (9.1)	39 (7.4)	164 (30.9)	1 (0.2)		8 (1.5)	18 (3.4)	26 (4.9)	2 (0.4)	9 (1.7)	38 (7.2)
DE-W		84 (8.5)	79 (8.0)	48 (4.9)	268 (27.1)	1 (0.1)		21 (2.1)	11 (1.1)	27 (2.7)	10 (1.0)	17 (1.7)	117 (11.8)
DK		3 (0.3)	152 (15.1)	47 (4.7)	282 (28.0)	9 (0.9)		15 (1.5)	20 (2.0)	12 (1.2)	17 (1.7)	18 (1.8)	113 (11.2)
EE		86 (8.6)	117 (11.7)	73 (7.3)	263 (26.3)	1 (0.1)	5 (0.5)	10 (1.0)	6 (0.6)	23 (2.3)	88 (8.8)	6 (0.6)	33 (3.3)
ES		143 (14.2)	77 (7.6)	174 (17.3)	175 (17.4)	10 (1.0)		7 (0.7)	28 (2.8)	30 (3.0)	19 (1.9)	2 (0.2)	18 (1.8)
FI		16 (1.6)	134 (13.3)	52 (5.2)	255 (25.4)	6 (0.6)		4 (0.4)	9 (0.9)	40 (4.0)	45 (4.5)	6 (0.6)	119 (11.9)
FR		49 (4.9)	85 (8.5)	76 (7.6)	301 (30.1)	4 (0.4)		15 (1.5)	21 (2.1)	1 (0.1)	14 (1.4)	23 (2.3)	77 (7.7)
GB-GBN		69 (6.9)	71 (7.1)	93 (9.3)	269 (27.0)			12 (1.2)	18 (1.8)	19 (1.9)	51 (5.1)	15 (1.5)	76 (7.6)
GB-NIR		15 (5.1)	27 (9.2)	38 (13.0)	73 (25.0)	3 (1.0)		5 (1.7)	8 (2.7)	3 (1.0)	4 (1.4)	3 (1.0)	26 (8.9)
GR		164 (16.4)	102 (10.2)	54 (5.4)	195 (19.5)	37 (3.7)	2 (0.2)	14 (1.4)	131 (13.1)	18 (1.8)	7 (0.7)	5 (0.5)	22 (2.2)
HU		36 (3.6)	81 (8.0)	107 (10.6)	319 (31.5)	4 (0.4)		7 (0.7)	25 (2.5)	21 (2.1)	19 (1.9)	2 (0.2)	23 (2.3)
IE		144 (14.7)	126 (12.9)	100 (10.2)	132 (13.5)	25 (2.6)	2 (0.2)	18 (1.8)	30 (3.1)	8 (0.8)	27 (2.8)	10 (1.0)	53 (5.4)
IT		165 (15.9)	91 (8.8)	23 (2.2)	255 (24.6)	5 (0.5)	1 (0.1)	26 (2.5)	87 (8.4)	5 (0.5)	7 (0.7)	9 (0.9)	48 (4.6)
LT		43 (4.2)	149 (14.5)	173 (16.9)	293 (28.6)	15 (1.5)		5 (0.5)	8 (0.8)	10 (1.0)	41 (4.0)	9 (0.9)	43 (4.2)
LU		49 (9.8)	58 (11.6)	22 (4.4)	119 (23.8)	7 (1.4)		5 (1.0)	6 (1.2)	2 (0.4)	5 (1.0)	13 (2.6)	36 (7.2)
LV		38 (3.8)	133 (13.3)	171 (17.1)	191 (19.1)	13 (1.3)		9 (0.9)	14 (1.4)	14 (1.4)	58 (5.8)	10 (1.0)	54 (5.4)
MT		154 (30.9)	41 (8.2)	16 (3.2)	59 (11.8)			7 (1.4)	24 (4.8)	5 (1.0)	19 (3.8)	4 (0.8)	32 (6.4)
NL		58 (5.7)	126 (12.3)	49 (4.8)	236 (23.0)	6 (0.6)		33 (3.2)	20 (2.0)	16 (1.6)	14 (1.4)	11 (1.1)	113 (11.0)
PL		47 (4.7)	115 (11.5)	119 (11.9)	278 (27.8)	25 (2.5)	2 (0.2)	13 (1.3)	28 (2.8)	7 (0.7)	37 (3.7)	3 (0.3)	49 (4.9)
PT		69 (6.6)	54 (5.2)	92 (8.8)	345 (33.0)	6 (0.6)	1 (0.1)	10 (1.0)	30 (2.9)	6 (0.6)	12 (1.1)	11 (1.1)	41 (3.9)
RO		82 (8.1)	116 (11.4)	98 (9.7)	276 (27.2)	30 (3.0)		9 (0.9)	19 (1.9)	7 (0.7)	54 (5.3)	4 (0.4)	23 (2.3)
SE		15 (1.5)	145 (14.4)	30 (3.0)	239 (23.7)	3 (0.3)	1 (0.1)	20 (2.0)	6 (0.6)	22 (2.2)	55 (5.5)	11 (1.1)	129 (12.8)
SI		23 (2.3)	134 (13.1)	88 (8.6)	315 (30.9)	15 (1.5)		11 (1.1)	33 (3.2)	25 (2.5)	22 (2.2)	5 (0.5)	82 (8.0)
SK		21 (2.0)	114 (11.0)	77 (7.4)	223 (21.5)	4 (0.4)		11 (1.1)	44 (4.3)	15 (1.4)	25 (2.4)	4 (0.4)	62 (6.0)
N Sum		1859	2804	2186	6725	261	14	355	796	435	704	256	1656
N Valid Sum		1859	2804	2186	6725	261	14	355	796	435	704	256	1656

	v94	13	14	15	16	17	18	N Sum	N Valid Sum
v7									
AT		75 (7.4)	39 (3.9)	102 (10.1)	8 (0.8)	111 (11.0)	52 (5.1)	1010	1010
BE		88 (8.6)	42 (4.1)	105 (10.3)	10 (1.0)	89 (8.7)	30 (2.9)	1021	1021
BG		70 (7.0)	32 (3.2)	49 (4.9)	3 (0.3)	128 (12.8)	53 (5.3)	1003	1003
CY		49 (9.8)	28 (5.6)	29 (5.8)	2 (0.4)	45 (9.0)	7 (1.4)	500	500
CZ		226 (22.3)	40 (3.9)	53 (5.2)	3 (0.3)	104 (10.3)	9 (0.9)	1014	1014
DE-E		30 (5.7)	12 (2.3)	31 (5.8)	8 (1.5)	54 (10.2)	24 (4.5)	530	530
DE-W		73 (7.4)	16 (1.6)	86 (8.7)	5 (0.5)	79 (8.0)	47 (4.8)	989	989
DK		87 (8.6)	23 (2.3)	96 (9.5)	8 (0.8)	71 (7.1)	34 (3.4)	1007	1007
EE		31 (3.1)	63 (6.3)	63 (6.3)	7 (0.7)	97 (9.7)	29 (2.9)	1001	1001
ES		44 (4.4)	30 (3.0)	54 (5.4)	8 (0.8)	145 (14.4)	43 (4.3)	1007	1007
FI		61 (6.1)	15 (1.5)	113 (11.3)	7 (0.7)	117 (11.7)	5 (0.5)	1004	1004
FR		53 (5.3)	31 (3.1)	114 (11.4)	7 (0.7)	116 (11.6)	14 (1.4)	1001	1001
GB-GBN		65 (6.5)	12 (1.2)	48 (4.8)	12 (1.2)	87 (8.7)	81 (8.1)	998	998
GB-NIR		19 (6.5)	5 (1.7)	16 (5.5)	6 (2.1)	28 (9.6)	13 (4.5)	292	292
GR		77 (7.7)	59 (5.9)	46 (4.6)		39 (3.9)	27 (2.7)	999	999
HU		71 (7.0)	65 (6.4)	41 (4.0)	22 (2.2)	132 (13.0)	39 (3.8)	1014	1014
IE		78 (8.0)	22 (2.2)	59 (6.0)	16 (1.6)	81 (8.3)	47 (4.8)	978	978
IT		137 (13.2)	30 (2.9)	35 (3.4)		72 (6.9)	42 (4.0)	1038	1038
LT		44 (4.3)	33 (3.2)	49 (4.8)	7 (0.7)	74 (7.2)	30 (2.9)	1026	1026
LU		57 (11.4)	11 (2.2)	50 (10.0)	7 (1.4)	38 (7.6)	15 (3.0)	500	500
LV		60 (6.0)	29 (2.9)	74 (7.4)	2 (0.2)	94 (9.4)	35 (3.5)	999	999
MT		30 (6.0)	16 (3.2)	28 (5.6)	7 (1.4)	32 (6.4)	24 (4.8)	498	498
NL		145 (14.1)	31 (3.0)	117 (11.4)	5 (0.5)	40 (3.9)	5 (0.5)	1025	1025
PL		56 (5.6)	41 (4.1)	27 (2.7)	9 (0.9)	131 (13.1)	13 (1.3)	1000	1000
PT		52 (5.0)	28 (2.7)	49 (4.7)	2 (0.2)	183 (17.5)	55 (5.3)	1046	1046
RO		56 (5.5)	33 (3.3)	60 (5.9)	12 (1.2)	117 (11.5)	18 (1.8)	1014	1014
SE		95 (9.4)	49 (4.9)	102 (10.1)	7 (0.7)	46 (4.6)	34 (3.4)	1009	1009
SI		71 (7.0)	34 (3.3)	58 (5.7)	8 (0.8)	78 (7.6)	18 (1.8)	1020	1020
SK		126 (12.2)	34 (3.3)	83 (8.0)	8 (0.8)	167 (16.1)	17 (1.6)	1035	1035
N Sum		2126	903	1837	206	2595	860	26578	
N Valid Sum		2126	903	1837	206	2595	860		26578

v95 - D15A OCCUPATION OF RESPONDENT (REC)

D.15AR OCCUPATION OF RESPONDENT – RECODED

- 1 Self-employed (coded 5-9 in V94)
- 2 Employed (coded 10-18 in V94)
- 3 Not working (coded 1-4 in V94)

Derivation:

This variable collapses answers to D.15A into three categories.

Note:

See D.15A for complete question text.

v95 by v7, Absolute Values (Row Percent), weighted by v8

	v95	1	2	3	N Sum	N Valid Sum
v7						
AT	70 (6.9)	500 (49.5)	440 (43.6)		1010	1010
BE	62 (6.1)	408 (40.0)	550 (53.9)		1020	1020
BG	55 (5.5)	409 (40.9)	536 (53.6)		1000	1000
CY	38 (7.6)	192 (38.3)	271 (54.1)		501	501
CZ	90 (8.9)	498 (49.1)	426 (42.0)		1014	1014
DE-E	53 (10.0)	207 (39.1)	269 (50.9)		529	529
DE-W	60 (6.1)	450 (45.5)	479 (48.4)		989	989
DK	56 (5.6)	467 (46.4)	484 (48.1)		1007	1007
EE	45 (4.5)	416 (41.6)	539 (53.9)		1000	1000
ES	76 (7.6)	361 (35.9)	569 (56.6)		1006	1006
FI	59 (5.9)	488 (48.7)	456 (45.5)		1003	1003
FR	41 (4.1)	448 (44.8)	511 (51.1)		1000	1000
GB-GBN	50 (5.0)	448 (44.8)	503 (50.2)		1001	1001
GB-NIR	18 (6.2)	120 (41.4)	152 (52.4)		290	290
GR	203 (20.3)	281 (28.1)	516 (51.6)		1000	1000
HU	57 (5.6)	414 (40.8)	543 (53.6)		1014	1014
IE	81 (8.3)	393 (40.3)	501 (51.4)		975	975
IT	124 (11.9)	380 (36.6)	535 (51.5)		1039	1039
LT	38 (3.7)	330 (32.2)	658 (64.1)		1026	1026
LU	19 (3.8)	234 (46.7)	248 (49.5)		501	501
LV	50 (5.0)	417 (41.7)	533 (53.3)		1000	1000
MT	37 (7.4)	193 (38.6)	270 (54.0)		500	500
NL	75 (7.3)	481 (47.0)	468 (45.7)		1024	1024
PL	74 (7.4)	367 (36.7)	559 (55.9)		1000	1000
PT	53 (5.1)	432 (41.3)	561 (53.6)		1046	1046
RO	65 (6.4)	377 (37.2)	571 (56.4)		1013	1013
SE	53 (5.2)	528 (52.3)	429 (42.5)		1010	1010
SI	85 (8.3)	376 (36.9)	559 (54.8)		1020	1020
SK	73 (7.1)	526 (50.9)	435 (42.1)		1034	1034
N Sum	1860	11141	13571		26572	
N Valid Sum	1860	11141	13571			26572

v96 - D15B OCCUPATION OF RESPONDENT - LAST JOB

D.15B

ASK D.15B IF "NOT DOING ANY PAID WORK CURRENTLY", CODES 1 TO 4 IN D.15A

Did you do any paid work in the past? What was your last occupation?

SELF EMPLOYED

- 1 Farmer
- 2 Fisherman
- 3 Professional (lawyer, medical practitioner, accountant, architect, etc.)
- 4 Owner of a shop, craftsmen, other self-employed person
- 5 Business proprietors, owner (full or partner) of a company

EMPLOYED

- 6 Employed professional (employed doctor, lawyer, accountant, architect)
- 7 General management, director or top management (managing directors, director general, other director)
- 8 Middle management, other management (department head, junior manager, teacher, technician)
- 9 Employed position, working mainly at a desk
- 10 Employed position, not at a desk but travelling (salesmen, driver, etc.)
- 11 Employed position, not at a desk, but in a service job
(hospital, restaurant, police, fireman, etc.)
- 12 Supervisor
- 13 Skilled manual worker
- 14 Other (unskilled) manual worker, servant

15 Never did any paid work

97 NA

99 Inap. Currently doing payed work (not coded 1 to 4 in V94)

Note:

Two respondents from the Netherlands coded 2 "Student" in D.15A (V94) refused to answer in D.15B (V96).

In accordance with former waves coding has been (correctly) shifted compared to the questionnaire.

NO QUESTIONS D.16 TO D.24

Comparability:

Last trend: EB74.2, D.15B

v96 by v7, Absolute Values (Row Percent), weighted by v8

v7	v96	1	2	3	4	5	6	7	8	9	10	11	12	13
AT	16 (3.7)		4 (0.9)	11 (2.5)	7 (1.6)	3 (0.7)	11 (2.5)	37 (8.4)	72 (16.4)	19 (4.3)	62 (14.2)	6 (1.4)	61 (13.9)	
BE	2 (0.4)		5 (0.9)	20 (3.6)	4 (0.7)	1 (0.2)	14 (2.5)	32 (5.8)	54 (9.8)	20 (3.6)	66 (12.0)	10 (1.8)	82 (14.9)	
BG	12 (2.2)			2 (0.4)	2 (0.4)	9 (1.7)	1 (0.2)	33 (6.2)	50 (9.3)	16 (3.0)	61 (11.4)	8 (1.5)	119 (22.2)	
CY	4 (1.5)	1 (0.4)		8 (2.9)		1 (0.4)	3 (1.1)	5 (1.8)	19 (7.0)	25 (9.2)	21 (7.7)	6 (2.2)	58 (21.3)	
CZ	7 (1.6)		1 (0.2)	4 (0.9)	1 (0.2)	3 (0.7)	3 (0.7)	29 (6.8)	120 (28.1)	12 (2.8)	25 (5.9)	5 (1.2)	106 (24.8)	
DE-E			2 (0.7)	4 (1.5)	12 (4.5)	1 (0.4)	11 (4.1)	42 (15.7)	36 (13.4)	5 (1.9)	20 (7.5)	4 (1.5)	61 (22.8)	
DE-W	7 (1.5)		2 (0.4)	10 (2.1)	11 (2.3)	3 (0.6)	19 (4.0)	73 (15.3)	46 (9.6)	32 (6.7)	54 (11.3)	7 (1.5)	49 (10.3)	
DK	12 (2.5)		5 (1.0)	10 (2.1)	8 (1.7)	7 (1.4)	10 (2.1)	63 (13.0)	51 (10.6)	15 (3.1)	86 (17.8)	6 (1.2)	47 (9.7)	
EE	3 (0.6)		5 (0.9)	2 (0.4)	6 (1.1)	68 (12.6)	5 (0.9)	21 (3.9)	36 (6.7)	45 (8.3)	76 (14.1)	4 (0.7)	119 (22.1)	
ES	21 (3.7)	1 (0.2)	1 (0.2)	9 (1.6)	7 (1.2)	11 (1.9)	2 (0.4)	5 (0.9)	22 (3.9)	22 (3.9)	34 (6.0)	9 (1.6)	177 (31.1)	
FI	18 (3.9)		3 (0.7)	3 (0.7)	23 (5.0)	11 (2.4)	10 (2.2)	44 (9.6)	49 (10.7)	14 (3.1)	98 (21.5)	4 (0.9)	103 (22.6)	
FR	9 (1.8)		3 (0.6)	30 (5.9)	2 (0.4)	4 (0.8)	30 (5.9)	63 (12.3)	52 (10.2)	22 (4.3)	74 (14.5)	10 (2.0)	71 (13.9)	
GB-GBN	2 (0.4)	1 (0.2)	2 (0.4)	10 (2.0)	10 (2.0)	19 (3.8)	13 (2.6)	43 (8.6)	61 (12.2)	20 (4.0)	52 (10.4)	15 (3.0)	83 (16.5)	
GB-NIR	2 (1.3)	1 (0.7)	1 (0.7)	5 (3.3)	3 (2.0)	4 (2.6)	1 (0.7)	11 (7.2)	19 (12.4)	8 (5.2)	18 (11.8)	6 (3.9)	24 (15.7)	
GR	70 (13.5)	1 (0.2)	4 (0.8)	23 (4.4)	2 (0.4)		2 (0.4)	8 (1.5)	39 (7.5)	15 (2.9)	33 (6.4)	1 (0.2)	73 (14.1)	
HU	15 (2.8)		1 (0.2)	4 (0.7)	5 (0.9)	10 (1.8)	2 (0.4)	13 (2.4)	59 (10.9)	19 (3.5)	26 (4.8)	13 (2.4)	166 (30.6)	
IE	8 (1.6)		2 (0.4)	6 (1.2)	6 (1.2)	4 (0.8)	7 (1.4)	20 (4.0)	54 (10.8)	11 (2.2)	52 (10.4)	12 (2.4)	83 (16.6)	
IT	18 (3.4)		5 (0.9)	33 (6.2)	2 (0.4)	5 (0.9)	4 (0.7)	17 (3.2)	59 (11.0)	17 (3.2)	17 (3.2)	1 (0.2)	75 (14.0)	
LT	6 (0.9)		6 (0.9)	7 (1.1)	4 (0.6)	38 (5.8)	5 (0.8)	26 (4.0)	46 (7.0)	27 (4.1)	82 (12.5)	10 (1.5)	180 (27.4)	
LU	10 (4.0)		1 (0.4)	3 (1.2)	3 (1.2)	3 (1.2)	13 (5.2)	22 (8.8)	35 (14.1)	10 (4.0)	19 (7.6)	5 (2.0)	28 (11.2)	
LV	7 (1.3)	1 (0.2)	2 (0.4)	2 (0.4)	3 (0.6)	32 (6.0)	7 (1.3)	36 (6.8)	41 (7.7)	37 (6.9)	92 (17.3)	13 (2.4)	102 (19.1)	
MT				1 (0.4)		2 (0.7)	4 (1.5)	15 (5.6)	22 (8.1)	18 (6.7)	26 (9.6)	4 (1.5)	21 (7.8)	
NL	4 (0.9)		9 (1.9)	7 (1.5)	15 (3.2)	8 (1.7)	26 (5.6)	74 (15.9)	81 (17.4)	14 (3.0)	81 (17.4)	3 (0.6)	22 (4.7)	
PL	33 (5.9)	1 (0.2)	4 (0.7)	3 (0.5)	1 (0.2)	12 (2.1)	4 (0.7)	31 (5.5)	39 (7.0)	25 (4.5)	26 (4.7)	2 (0.4)	183 (32.7)	
PT	24 (4.3)			16 (2.9)	7 (1.3)	2 (0.4)	4 (0.7)	16 (2.9)	12 (2.1)	18 (3.2)	27 (4.8)	2 (0.4)	171 (30.5)	
RO	32 (5.6)		1 (0.2)	3 (0.5)	1 (0.2)	11 (1.9)	3 (0.5)	10 (1.8)	27 (4.7)	11 (1.9)	22 (3.9)	17 (3.0)	227 (39.8)	
SE	3 (0.7)		2 (0.5)	8 (1.9)	10 (2.3)	16 (3.7)	9 (2.1)	71 (16.6)	62 (14.5)	20 (4.7)	69 (16.1)	2 (0.5)	32 (7.5)	
SI	9 (1.6)		3 (0.5)	9 (1.6)	5 (0.9)	17 (3.0)	4 (0.7)	40 (7.2)	53 (9.5)	21 (3.8)	42 (7.5)	14 (2.5)	110 (19.7)	
SK	4 (0.9)		3 (0.7)	4 (0.9)	1 (0.2)	5 (1.1)	8 (1.8)	25 (5.7)	49 (11.2)	16 (3.7)	32 (7.3)	11 (2.5)	109 (24.9)	
N Sum	358	7	77	257	161	310	235	925	1365	554	1393	210	2742	
N Valid Sum	358	7	77	257	161	310	235	925	1365	554	1393	210	2742	

	v96	14	15	97	99	N Sum	N Valid Sum
v7							
			M	M			
AT	66 (15.1)	63 (14.4)			570	1008	438
BE	67 (12.2)	173 (31.5)			470	1020	550
BG	131 (24.4)	92 (17.2)			464	1000	536
CY	15 (5.5)	106 (39.0)			230	502	272
CZ	28 (6.6)	83 (19.4)			589	1016	427
DE-E	24 (9.0)	46 (17.2)			261	529	268
DE-W	63 (13.2)	102 (21.3)			510	988	478
DK	129 (26.7)	34 (7.0)			523	1006	483
EE	83 (15.4)	66 (12.2)			461	1000	539
ES	112 (19.7)	136 (23.9)			437	1006	569
FI	26 (5.7)	50 (11.0)			547	1003	456
FR	31 (6.1)	110 (21.5)			489	1000	511
GB-GBN	105 (20.9)	66 (13.1)			497	999	502
GB-NIR	28 (18.3)	22 (14.4)			139	292	153
GR	21 (4.1)	225 (43.5)			484	1001	517
HU	123 (22.7)	87 (16.0)			471	1014	543
IE	125 (25.0)	111 (22.2)			474	975	501
IT	51 (9.5)	232 (43.3)			504	1040	536
LT	106 (16.1)	115 (17.5)			368	1026	658
LU	22 (8.8)	75 (30.1)			253	502	249
LV	71 (13.3)	87 (16.3)			467	1000	533
MT	80 (29.6)	77 (28.5)			230	500	270
NL	31 (6.7)	91 (19.5)	2		556	1024	466
PL	56 (10.0)	139 (24.9)			441	1000	559
PT	160 (28.6)	101 (18.0)			485	1045	560
RO	63 (11.0)	143 (25.0)			442	1013	571
SE	34 (7.9)	91 (21.2)			581	1010	429
SI	96 (17.2)	136 (24.3)			461	1020	559
SK	52 (11.9)	118 (27.0)			599	1036	437
N Sum	1999	2977	2	13003	26575		
N Valid Sum	1999	2977					13570

v97 - D15B OCCUPATION OF RESPONDENT - LAST JOB (REC)

D.15BR OCCUPATION OF RESPONDENT - LAST JOB – RECODED

- 1 Self-employed (coded 1-5 in V96)
- 2 Employed (coded 6-14 in V96)
- 3 Not working (coded 15 in V96)
- 7 NA
- 9 Inap. (not coded 1 to 4 in V94)

Derivation:

This variable collapses answers to D.15B into three categories.

Note:

See D.15B for complete question text.

Two respondents from the Netherlands coded 2 "Student" in D.15A (V94) refused to answer in D.15B (V96).

v97 by v7, Absolute Values (Row Percent), weighted by v8

v7	v97	1	2	3	7	9	N Sum	N Valid Sum
					M	M		
AT	39 (8.9)	337 (76.8)	63 (14.4)			570	1009	439
BE	32 (5.8)	346 (62.8)	173 (31.4)			470	1021	551
BG	16 (3.0)	428 (79.9)	92 (17.2)			464	1000	536
CY	13 (4.8)	152 (56.1)	106 (39.1)			230	501	271
CZ	13 (3.1)	330 (77.5)	83 (19.5)			589	1015	426
DE-E	18 (6.7)	205 (76.2)	46 (17.1)			261	530	269
DE-W	30 (6.3)	347 (72.4)	102 (21.3)			510	989	479
DK	35 (7.2)	414 (85.7)	34 (7.0)			523	1006	483
EE	15 (2.8)	458 (85.0)	66 (12.2)			461	1000	539
ES	39 (6.9)	394 (69.2)	136 (23.9)			437	1006	569
FI	46 (10.1)	360 (78.9)	50 (11.0)			547	1003	456
FR	44 (8.6)	357 (69.9)	110 (21.5)			489	1000	511
GB-GBN	25 (5.0)	412 (81.9)	66 (13.1)			497	1000	503
GB-NIR	12 (7.8)	119 (77.8)	22 (14.4)			139	292	153
GR	100 (19.3)	192 (37.1)	225 (43.5)			484	1001	517
HU	25 (4.6)	431 (79.4)	87 (16.0)			471	1014	543
IE	22 (4.4)	368 (73.5)	111 (22.2)			474	975	501
IT	58 (10.8)	245 (45.8)	232 (43.4)			504	1039	535
LT	22 (3.3)	521 (79.2)	115 (17.5)			368	1026	658
LU	16 (6.5)	157 (63.3)	75 (30.2)			253	501	248
LV	14 (2.6)	431 (81.0)	87 (16.4)			467	999	532
MT	1 (0.4)	192 (71.1)	77 (28.5)			230	500	270
NL	35 (7.5)	341 (73.0)	91 (19.5)	2		556	1025	467
PL	42 (7.5)	377 (67.6)	139 (24.9)			441	999	558
PT	47 (8.4)	412 (73.6)	101 (18.0)			485	1045	560
RO	37 (6.5)	391 (68.5)	143 (25.0)			442	1013	571
SE	23 (5.3)	316 (73.5)	91 (21.2)			581	1011	430
SI	26 (4.7)	397 (71.0)	136 (24.3)			461	1020	559
SK	11 (2.5)	306 (70.3)	118 (27.1)			599	1034	435
N Sum	856	9736	2977	2	13003	26574		
N Valid Sum	856	9736	2977					13569

v98 - D62 INTERNET USE FREQ: AT HOME

D.62

Could you tell me if...?

(SHOW CARD WITH SCALE – ONE ANSWER PER LINE – READ OUT)

D.62_1 You use the Internet at home, in your home

- 1 Everyday/Almost everyday
- 2 Two or three times a week
- 3 About once a week
- 4 Two or three times a month
- 5 Less often
- 6 Never
- 7 No Internet access (SPONTANEOUS)

Comparability:

Last trend: EB74.2, D.62

v98 by v7, Absolute Values (Row Percent), weighted by v8

	v98	1	2	3	4	5	6	7	N Sum	N Valid Sum
v7										
AT	366 (36.2)	175 (17.3)	50 (5.0)	9 (0.9)	15 (1.5)	73 (7.2)	322 (31.9)		1010	1010
BE	512 (50.2)	119 (11.7)	31 (3.0)	13 (1.3)	19 (1.9)	158 (15.5)	167 (16.4)		1019	1019
BG	300 (30.0)	97 (9.7)	29 (2.9)	4 (0.4)	5 (0.5)	298 (29.8)	268 (26.8)		1001	1001
CY	158 (31.5)	39 (7.8)	11 (2.2)	5 (1.0)	6 (1.2)	94 (18.8)	188 (37.5)		501	501
CZ	374 (36.8)	137 (13.5)	66 (6.5)	11 (1.1)	28 (2.8)	352 (34.7)	47 (4.6)		1015	1015
DE-E	203 (38.3)	97 (18.3)	29 (5.5)	7 (1.3)	6 (1.1)	148 (27.9)	40 (7.5)		530	530
DE-W	454 (45.9)	186 (18.8)	56 (5.7)	24 (2.4)	23 (2.3)	192 (19.4)	54 (5.5)		989	989
DK	775 (77.0)	61 (6.1)	34 (3.4)	12 (1.2)	10 (1.0)	57 (5.7)	57 (5.7)		1006	1006
EE	575 (57.5)	58 (5.8)	28 (2.8)	11 (1.1)	15 (1.5)	139 (13.9)	174 (17.4)		1000	1000
ES	383 (38.0)	77 (7.6)	32 (3.2)	9 (0.9)	13 (1.3)	433 (43.0)	61 (6.1)		1008	1008
FI	655 (65.3)	73 (7.3)	27 (2.7)	14 (1.4)	8 (0.8)	144 (14.4)	82 (8.2)		1003	1003
FR	578 (57.8)	70 (7.0)	26 (2.6)	9 (0.9)	16 (1.6)	227 (22.7)	74 (7.4)		1000	1000
GB-GBN	558 (55.9)	101 (10.1)	39 (3.9)	12 (1.2)	18 (1.8)	211 (21.1)	60 (6.0)		999	999
GB-NIR	123 (42.3)	35 (12.0)	4 (1.4)	10 (3.4)	7 (2.4)	82 (28.2)	30 (10.3)		291	291
GR	208 (20.8)	112 (11.2)	29 (2.9)	14 (1.4)	16 (1.6)	309 (30.9)	312 (31.2)		1000	1000
HU	311 (30.7)	119 (11.7)	34 (3.4)	10 (1.0)	15 (1.5)	183 (18.0)	342 (33.7)		1014	1014
IE	416 (42.6)	157 (16.1)	49 (5.0)	10 (1.0)	17 (1.7)	280 (28.7)	47 (4.8)		976	976
IT	294 (28.3)	132 (12.7)	66 (6.3)	22 (2.1)	39 (3.8)	283 (27.2)	204 (19.6)		1040	1040
LT	426 (41.5)	67 (6.5)	44 (4.3)	7 (0.7)	19 (1.9)	377 (36.7)	86 (8.4)		1026	1026
LU	266 (53.1)	69 (13.8)	26 (5.2)	9 (1.8)	10 (2.0)	69 (13.8)	52 (10.4)		501	501
LV	494 (49.4)	69 (6.9)	29 (2.9)	6 (0.6)	9 (0.9)	292 (29.2)	102 (10.2)		1001	1001
MT	210 (42.0)	41 (8.2)	24 (4.8)	4 (0.8)	6 (1.2)	173 (34.6)	42 (8.4)		500	500
NL	816 (79.8)	96 (9.4)	24 (2.3)	6 (0.6)	14 (1.4)	55 (5.4)	12 (1.2)		1023	1023
PL	384 (38.4)	88 (8.8)	34 (3.4)	7 (0.7)	19 (1.9)	213 (21.3)	254 (25.4)		999	999
PT	256 (24.5)	70 (6.7)	16 (1.5)	7 (0.7)	9 (0.9)	403 (38.6)	284 (27.2)		1045	1045
RO	263 (26.0)	67 (6.6)	33 (3.3)	9 (0.9)	17 (1.7)	426 (42.1)	198 (19.5)		1013	1013
SE	758 (75.0)	85 (8.4)	29 (2.9)	12 (1.2)	22 (2.2)	70 (6.9)	34 (3.4)		1010	1010
SI	476 (46.6)	109 (10.7)	35 (3.4)	8 (0.8)	31 (3.0)	225 (22.0)	137 (13.4)		1021	1021
SK	398 (38.5)	150 (14.5)	54 (5.2)	11 (1.1)	41 (4.0)	306 (29.6)	73 (7.1)		1033	1033
N Sum	11990	2756	988	292	473	6272	3803		26574	
N Valid Sum	11990	2756	988	292	473	6272	3803			26574

v99 - D62 INTERNET USE FREQ: AT PLACE OF WORK

D.62

Could you tell me if...?

(SHOW CARD WITH SCALE – ONE ANSWER PER LINE – READ OUT)

D.62_2 You use the Internet on your place of work

- 1 Everyday/Almost everyday
- 2 Two or three times a week
- 3 About once a week
- 4 Two or three times a month
- 5 Less often
- 6 Never
- 7 No Internet access (SPONTANEOUS)

Comparability:

Last trend: EB74.2, D.62

v99 by v7, Absolute Values (Row Percent), weighted by v8

	v99	1	2	3	4	5	6	7	N Sum	N Valid Sum
v7										
AT	240 (23.7)	71 (7.0)	23 (2.3)	8 (0.8)	23 (2.3)	295 (29.2)	351 (34.7)		1011	1011
BE	219 (21.5)	42 (4.1)	23 (2.3)	8 (0.8)	26 (2.5)	538 (52.7)	164 (16.1)		1020	1020
BG	134 (13.4)	45 (4.5)	12 (1.2)	5 (0.5)	15 (1.5)	457 (45.7)	332 (33.2)		1000	1000
CY	69 (13.8)	11 (2.2)	3 (0.6)	1 (0.2)	3 (0.6)	94 (18.8)	320 (63.9)		501	501
CZ	191 (18.8)	63 (6.2)	25 (2.5)	6 (0.6)	33 (3.3)	633 (62.4)	63 (6.2)		1014	1014
DE-E	106 (20.0)	35 (6.6)	7 (1.3)	1 (0.2)	24 (4.5)	309 (58.4)	47 (8.9)		529	529
DE-W	204 (20.6)	54 (5.5)	14 (1.4)	5 (0.5)	47 (4.8)	571 (57.8)	93 (9.4)		988	988
DK	434 (43.1)	38 (3.8)	27 (2.7)	11 (1.1)	26 (2.6)	346 (34.4)	125 (12.4)		1007	1007
EE	225 (22.5)	33 (3.3)	11 (1.1)	3 (0.3)	37 (3.7)	467 (46.7)	224 (22.4)		1000	1000
ES	131 (13.0)	26 (2.6)	11 (1.1)	4 (0.4)	10 (1.0)	708 (70.4)	115 (11.4)		1005	1005
FI	342 (34.1)	25 (2.5)	17 (1.7)	10 (1.0)	21 (2.1)	512 (51.0)	76 (7.6)		1003	1003
FR	199 (19.9)	27 (2.7)	12 (1.2)	3 (0.3)	14 (1.4)	614 (61.4)	131 (13.1)		1000	1000
GB-GBN	238 (23.8)	35 (3.5)	18 (1.8)	5 (0.5)	15 (1.5)	556 (55.7)	132 (13.2)		999	999
GB-NIR	63 (21.7)	9 (3.1)	1 (0.3)	2 (0.7)	1 (0.3)	163 (56.2)	51 (17.6)		290	290
GR	93 (9.3)	39 (3.9)	9 (0.9)	8 (0.8)	16 (1.6)	449 (44.9)	385 (38.5)		999	999
HU	119 (11.7)	51 (5.0)	17 (1.7)	6 (0.6)	18 (1.8)	428 (42.2)	376 (37.0)		1015	1015
IE	163 (16.7)	46 (4.7)	18 (1.8)	2 (0.2)	28 (2.9)	597 (61.3)	120 (12.3)		974	974
IT	214 (20.6)	56 (5.4)	15 (1.4)	8 (0.8)	30 (2.9)	496 (47.8)	219 (21.1)		1038	1038
LT	144 (14.0)	25 (2.4)	10 (1.0)	3 (0.3)	27 (2.6)	731 (71.2)	86 (8.4)		1026	1026
LU	136 (27.2)	27 (5.4)	2 (0.4)	2 (0.4)	10 (2.0)	253 (50.6)	70 (14.0)		500	500
LV	208 (20.8)	34 (3.4)	8 (0.8)	8 (0.8)	21 (2.1)	560 (56.0)	161 (16.1)		1000	1000
MT	95 (19.0)	10 (2.0)	7 (1.4)		15 (3.0)	332 (66.3)	42 (8.4)		501	501
NL	450 (44.0)	53 (5.2)	24 (2.3)	10 (1.0)	24 (2.3)	419 (41.0)	43 (4.2)		1023	1023
PL	159 (15.9)	36 (3.6)	9 (0.9)	6 (0.6)	16 (1.6)	420 (42.0)	355 (35.5)		1001	1001
PT	121 (11.6)	39 (3.7)	4 (0.4)	3 (0.3)	19 (1.8)	564 (53.9)	297 (28.4)		1047	1047
RO	91 (9.0)	27 (2.7)	12 (1.2)	9 (0.9)	12 (1.2)	232 (22.9)	630 (62.2)		1013	1013
SE	467 (46.3)	35 (3.5)	14 (1.4)	10 (1.0)	31 (3.1)	424 (42.1)	27 (2.7)		1008	1008
SI	245 (24.0)	26 (2.5)	8 (0.8)	10 (1.0)	28 (2.7)	550 (53.9)	153 (15.0)		1020	1020
SK	206 (19.9)	79 (7.6)	24 (2.3)	8 (0.8)	47 (4.5)	579 (56.1)	90 (8.7)		1033	1033
N Sum	5706	1097	385	165	637	13297	5278		26565	
N Valid Sum		5706	1097	385	165	637	13297	5278		26565

v100 - D62 INTERNET USE FREQ: SOMEWHERE ELSE

D.62

Could you tell me if...?

(SHOW CARD WITH SCALE – ONE ANSWER PER LINE – READ OUT)

D.62_3 You use the Internet somewhere else (school, university, cyber-café, etc.)

- 1 Everyday/Almost everyday
- 2 Two or three times a week
- 3 About once a week
- 4 Two or three times a month
- 5 Less often
- 6 Never
- 7 No Internet access (SPONTANEOUS)

Comparability:

Last trend: EB74.2, D.62

v100 by v7, Absolute Values (Row Percent), weighted by v8

	v100	1	2	3	4	5	6	7	N Sum	N Valid Sum
v7										
AT	26 (2.6)	36 (3.6)	35 (3.5)	72 (7.1)	155 (15.3)	474 (46.9)	212 (21.0)		1010	1010
BE	49 (4.8)	48 (4.7)	32 (3.1)	18 (1.8)	100 (9.8)	634 (62.2)	138 (13.5)		1019	1019
BG	25 (2.5)	32 (3.2)	29 (2.9)	11 (1.1)	50 (5.0)	560 (56.1)	292 (29.2)		999	999
CY	29 (5.8)	18 (3.6)	9 (1.8)	3 (0.6)	14 (2.8)	300 (59.9)	128 (25.5)		501	501
CZ	42 (4.1)	46 (4.5)	32 (3.2)	14 (1.4)	93 (9.2)	746 (73.5)	42 (4.1)		1015	1015
DE-E	22 (4.2)	22 (4.2)	15 (2.8)	14 (2.6)	73 (13.8)	354 (66.8)	30 (5.7)		530	530
DE-W	32 (3.2)	24 (2.4)	30 (3.0)	12 (1.2)	143 (14.5)	694 (70.2)	54 (5.5)		989	989
DK	149 (14.8)	44 (4.4)	39 (3.9)	52 (5.2)	124 (12.3)	576 (57.2)	23 (2.3)		1007	1007
EE	75 (7.5)	53 (5.3)	42 (4.2)	46 (4.6)	102 (10.2)	568 (56.7)	115 (11.5)		1001	1001
ES	46 (4.6)	40 (4.0)	24 (2.4)	14 (1.4)	39 (3.9)	780 (77.6)	62 (6.2)		1005	1005
FI	116 (11.5)	50 (5.0)	39 (3.9)	35 (3.5)	107 (10.6)	591 (58.8)	67 (6.7)		1005	1005
FR	56 (5.6)	30 (3.0)	36 (3.6)	25 (2.5)	71 (7.1)	711 (71.0)	72 (7.2)		1001	1001
GB-GBN	83 (8.3)	58 (5.8)	27 (2.7)	22 (2.2)	53 (5.3)	674 (67.4)	83 (8.3)		1000	1000
GB-NIR	23 (7.9)	19 (6.5)	11 (3.8)	6 (2.1)	16 (5.5)	187 (64.3)	29 (10.0)		291	291
GR	22 (2.2)	29 (2.9)	28 (2.8)	19 (1.9)	43 (4.3)	545 (54.4)	315 (31.5)		1001	1001
HU	34 (3.4)	50 (4.9)	26 (2.6)	15 (1.5)	66 (6.5)	552 (54.4)	271 (26.7)		1014	1014
IE	85 (8.7)	38 (3.9)	36 (3.7)	15 (1.5)	91 (9.3)	642 (65.8)	68 (7.0)		975	975
IT	25 (2.4)	22 (2.1)	22 (2.1)	21 (2.0)	69 (6.6)	683 (65.7)	197 (19.0)		1039	1039
LT	44 (4.3)	64 (6.2)	42 (4.1)	19 (1.9)	50 (4.9)	742 (72.2)	66 (6.4)		1027	1027
LU	23 (4.6)	19 (3.8)	10 (2.0)	13 (2.6)	38 (7.6)	352 (70.3)	46 (9.2)		501	501
LV	52 (5.2)	70 (7.0)	63 (6.3)	49 (4.9)	90 (9.0)	623 (62.4)	52 (5.2)		999	999
MT	35 (7.0)	12 (2.4)	8 (1.6)	2 (0.4)	19 (3.8)	404 (80.6)	21 (4.2)		501	501
NL	133 (13.0)	62 (6.0)	44 (4.3)	38 (3.7)	135 (13.2)	601 (58.6)	12 (1.2)		1025	1025
PL	43 (4.3)	37 (3.7)	33 (3.3)	22 (2.2)	55 (5.5)	521 (52.2)	288 (28.8)		999	999
PT	48 (4.6)	25 (2.4)	15 (1.4)	8 (0.8)	51 (4.9)	610 (58.3)	289 (27.6)		1046	1046
RO	39 (3.8)	21 (2.1)	44 (4.3)	23 (2.3)	41 (4.0)	692 (68.3)	153 (15.1)		1013	1013
SE	141 (14.0)	56 (5.6)	41 (4.1)	32 (3.2)	156 (15.5)	568 (56.3)	15 (1.5)		1009	1009
SI	54 (5.3)	50 (4.9)	32 (3.1)	21 (2.1)	108 (10.6)	652 (64.0)	102 (10.0)		1019	1019
SK	48 (4.6)	73 (7.1)	34 (3.3)	42 (4.1)	134 (12.9)	652 (63.0)	52 (5.0)		1035	1035
N Sum	1599	1148	878	683	2286	16688	3294		26576	
N Valid Sum		1599	1148	878	683	2286	16688	3294		26576

v101 - QB1A INTERNET USE: SHARING PICTURES

Q.B1A

ASK Q.B1A AND Q.B1A IF "USE THE INTERNET", CODE 1 TO 5 IN D.62_1 OR D.62_2 OR D.62_3 – OTHERS GO TO Q.B2

For each of the following activities, please tell me if it is an activity that you do, or not, on the Internet.

(ONE ANSWER PER LINE – READ OUT)

Q.B1A_1 Use websites to share pictures, videos, movies, etc.

- 1 Yes
- 2 No
- 3 DK
- 9 Inap. Not use internet (not coded 1 to 5 in V98 or V99 or V100)

v101 by v7, Absolute Values (Row Percent), weighted by v8

v7	v101	1	2	3	9	N Sum	N Valid Sum
				M	M		
AT	301 (45.8)	356 (54.2)	5	348		1010	657
BE	313 (43.3)	410 (56.7)	3	293		1019	723
BG	270 (60.0)	180 (40.0)	5	545		1000	450
CY	137 (58.3)	98 (41.7)		267		502	235
CZ	303 (44.9)	372 (55.1)		340		1015	675
DE-E	145 (40.5)	213 (59.5)	3	169		530	358
DE-W	231 (30.5)	526 (69.5)	4	228		989	757
DK	367 (40.4)	542 (59.6)	1	98		1008	909
EE	358 (49.2)	370 (50.8)		272		1000	728
ES	300 (52.6)	270 (47.4)		436		1006	570
FI	277 (34.6)	523 (65.4)	2	201		1003	800
FR	281 (39.0)	439 (61.0)	2	278		1000	720
GB-GBN	373 (48.8)	392 (51.2)		235		1000	765
GB-NIR	95 (47.3)	106 (52.7)		90		291	201
GR	233 (53.6)	202 (46.4)	1	564		1000	435
HU	291 (53.5)	253 (46.5)		470		1014	544
IE	389 (58.4)	277 (41.6)	3	306		975	666
IT	276 (47.4)	306 (52.6)	8	449		1039	582
LT	356 (59.2)	245 (40.8)	2	422		1025	601
LU	161 (41.4)	228 (58.6)	1	111		501	389
LV	398 (56.1)	312 (43.9)	1	289		1000	710
MT	137 (47.4)	152 (52.6)		211		500	289
NL	443 (46.0)	520 (54.0)	3	58		1024	963
PL	231 (40.9)	334 (59.1)	5	430		1000	565
PT	153 (40.5)	225 (59.5)		668		1046	378
RO	241 (56.2)	188 (43.8)	5	579		1013	429
SE	385 (41.7)	538 (58.3)		88		1011	923
SI	341 (50.4)	336 (49.6)	1	342		1020	677
SK	408 (57.9)	297 (42.1)	0	328		1033	705
N Sum	8194	9210	55	9115		26574	
N Valid Sum	8194	9210					17404

v102 - QB1A INTERNET USE: SOCIAL NETWORKING

Q.B1A

ASK Q.B1A AND Q.B1A IF "USE THE INTERNET", CODE 1 TO 5 IN D.62_1 OR D.62_2 OR D.62_3 – OTHERS GO TO Q.B2

For each of the following activities, please tell me if it is an activity that you do, or not, on the Internet.

(ONE ANSWER PER LINE – READ OUT)

Q.B1A_2 Use a social networking site

- 1 Yes
- 2 No
- 3 DK
- 9 Inap. Not use internet (not coded 1 to 5 in V98 or V99 or V100)

v102 by v7, Absolute Values (Row Percent), weighted by v8

v7	v102	1	2	3	9	N Sum	N Valid Sum
				M	M		
AT	322 (48.9)	337 (51.1)	3	348		1010	659
BE	375 (51.6)	352 (48.4)		293		1020	727
BG	279 (61.7)	173 (38.3)	2	545		999	452
CY	155 (66.5)	78 (33.5)	1	267		501	233
CZ	324 (48.0)	351 (52.0)		340		1015	675
DE-E	143 (40.2)	213 (59.8)	5	169		530	356
DE-W	279 (37.0)	475 (63.0)	7	228		989	754
DK	573 (63.1)	335 (36.9)	2	98		1008	908
EE	427 (58.8)	299 (41.2)	2	272		1000	726
ES	320 (56.2)	249 (43.8)	1	436		1006	569
FI	409 (50.9)	394 (49.1)		201		1004	803
FR	363 (50.4)	357 (49.6)	2	278		1000	720
GB-GBN	438 (57.3)	327 (42.7)		235		1000	765
GB-NIR	111 (55.2)	90 (44.8)		90		291	201
GR	268 (61.5)	168 (38.5)		564		1000	436
HU	435 (80.0)	109 (20.0)		470		1014	544
IE	454 (68.5)	209 (31.5)	6	306		975	663
IT	285 (48.8)	299 (51.2)	6	449		1039	584
LT	334 (55.6)	267 (44.4)	2	422		1025	601
LU	210 (53.7)	181 (46.3)		111		502	391
LV	517 (73.6)	185 (26.4)	9	289		1000	702
MT	204 (70.6)	85 (29.4)		211		500	289
NL	509 (52.7)	456 (47.3)	1	58		1024	965
PL	358 (63.3)	208 (36.7)	4	430		1000	566
PT	203 (53.8)	174 (46.2)		668		1045	377
RO	231 (53.8)	198 (46.2)	5	579		1013	429
SE	531 (57.6)	391 (42.4)		88		1010	922
SI	357 (52.7)	320 (47.3)	1	342		1020	677
SK	467 (66.1)	239 (33.9)	0	328		1034	706
N Sum	9881	7519	59	9115		26574	
N Valid Sum	9881	7519					17400

v103 - QB1A INTERNET USE: E-SHOPPING

Q.B1A

ASK Q.B1A AND Q.B1A IF "USE THE INTERNET", CODE 1 TO 5 IN D.62_1 OR D.62_2 OR D.62_3 – OTHERS GO TO Q.B2

For each of the following activities, please tell me if it is an activity that you do, or not, on the Internet.

(ONE ANSWER PER LINE – READ OUT)

Q.B1A_3 Purchase goods or services online / online shopping (e.g. travel & holiday, clothes, books, tickets, films, music, software, food)

- 1 Yes
- 2 No
- 3 DK
- 9 Inap. Not use internet (not coded 1 to 5 in V98 or V99 or V100)

v103 by v7, Absolute Values (Row Percent), weighted by v8

v7	v103	1	2	3	9	N Sum	N Valid Sum
				M	M		
AT	408 (61.5)	255 (38.5)			348	1011	663
BE	382 (52.6)	344 (47.4)	1		293	1020	726
BG	95 (21.1)	355 (78.9)	5		545	1000	450
CY	107 (45.7)	127 (54.3)			267	501	234
CZ	426 (63.1)	249 (36.9)			340	1015	675
DE-E	272 (75.3)	89 (24.7)			169	530	361
DE-W	538 (70.8)	222 (29.2)	1		228	989	760
DK	738 (81.2)	171 (18.8)	1		98	1008	909
EE	312 (42.9)	416 (57.1)			272	1000	728
ES	223 (39.2)	346 (60.8)			436	1005	569
FI	553 (68.9)	250 (31.1)			201	1004	803
FR	476 (65.9)	246 (34.1)			278	1000	722
GB-GBN	607 (79.3)	158 (20.7)			235	1000	765
GB-NIR	151 (75.1)	50 (24.9)			90	291	201
GR	109 (25.2)	324 (74.8)	2		564	999	433
HU	166 (30.5)	378 (69.5)			470	1014	544
IE	489 (73.6)	175 (26.4)	5		306	975	664
IT	208 (35.6)	377 (64.4)	5		449	1039	585
LT	210 (34.8)	393 (65.2)	1		422	1026	603
LU	224 (57.4)	166 (42.6)			111	501	390
LV	334 (47.0)	377 (53.0)			289	1000	711
MT	180 (62.3)	109 (37.7)			211	500	289
NL	787 (81.4)	180 (18.6)			58	1025	967
PL	318 (56.4)	246 (43.6)	6		430	1000	564
PT	83 (22.0)	294 (78.0)	1		668	1046	377
RO	113 (26.8)	308 (73.2)	13		579	1013	421
SE	715 (77.5)	208 (22.5)			88	1011	923
SI	266 (39.3)	410 (60.7)	2		342	1020	676
SK	366 (51.9)	339 (48.1)	1		328	1034	705
N Sum	9856	7562	44		9115	26577	
N Valid Sum	9856	7562					17418

v104 - QB1A INTERNET USE INDEX

Q.B1A INTERNET USE INDEX

- 1 ++ high
- 2 +
- 3 -
- 4 -- low
- 9 Inap. Not use internet (not coded 1 to 5 in V98 or V99 or V100)

Derivation:

This variable groups answers to question Q.B1A (V101-V103).

Note:

Category '1' ("++ high") summarizes the answers for respondents coded '1' ("Yes") in V101, V102, and V103. Respondents who mentioned code '1' ("Yes") twice in any V101 to V103 are coded '2' ("+"). Respondents who mentioned code '1' ("Yes") once in any V101 to V103 are coded '3' ("-"). Category '4' ("-- low") summarizes the answers for respondents coded '2' ("No") in V101, V102, and V103.

See Q.B1A (V101-V103) for complete question text.

v104 by v7, Absolute Values (Row Percent), weighted by v8

v7	v104	1	2	3	4	9	N Sum	N Valid Sum
						M		
AT	199 (30.1)	137 (20.7)	159 (24.0)	167 (25.2)	348	1010	662	
BE	169 (23.2)	174 (23.9)	215 (29.6)	169 (23.2)	293	1020	727	
BG	55 (12.1)	175 (38.5)	128 (28.2)	96 (21.1)	545	999	454	
CY	63 (27.0)	73 (31.3)	61 (26.2)	36 (15.5)	267	500	233	
CZ	192 (28.5)	153 (22.7)	170 (25.2)	159 (23.6)	340	1014	674	
DE-E	86 (23.8)	86 (23.8)	130 (36.0)	59 (16.3)	169	530	361	
DE-W	136 (17.9)	169 (22.2)	303 (39.8)	153 (20.1)	228	989	761	
DK	280 (30.8)	299 (32.9)	239 (26.3)	91 (10.0)	98	1007	909	
EE	172 (23.6)	203 (27.9)	175 (24.0)	178 (24.5)	272	1000	728	
ES	115 (20.2)	186 (32.7)	124 (21.8)	144 (25.3)	436	1005	569	
FI	193 (24.1)	220 (27.4)	219 (27.3)	170 (21.2)	201	1003	802	
FR	160 (22.1)	195 (27.0)	252 (34.9)	116 (16.0)	278	1001	723	
GB-GBN	259 (33.9)	202 (26.4)	237 (31.0)	67 (8.8)	235	1000	765	
GB-NIR	64 (31.8)	52 (25.9)	61 (30.3)	24 (11.9)	90	291	201	
GR	66 (15.2)	151 (34.7)	110 (25.3)	108 (24.8)	564	999	435	
HU	103 (18.9)	213 (39.1)	158 (29.0)	71 (13.0)	470	1015	545	
IE	289 (43.3)	152 (22.8)	161 (24.1)	66 (9.9)	306	974	668	
IT	119 (20.2)	148 (25.1)	116 (19.7)	207 (35.1)	449	1039	590	
LT	147 (24.4)	166 (27.5)	125 (20.7)	165 (27.4)	422	1025	603	
LU	76 (19.4)	120 (30.7)	129 (33.0)	66 (16.9)	111	502	391	
LV	206 (28.9)	228 (32.0)	176 (24.7)	102 (14.3)	289	1001	712	
MT	92 (31.8)	84 (29.1)	76 (26.3)	37 (12.8)	211	500	289	
NL	304 (31.5)	269 (27.8)	288 (29.8)	105 (10.9)	58	1024	966	
PL	157 (27.5)	133 (23.3)	169 (29.6)	111 (19.5)	430	1000	570	
PT	50 (13.2)	100 (26.5)	89 (23.5)	139 (36.8)	668	1046	378	
RO	73 (16.9)	119 (27.5)	127 (29.3)	114 (26.3)	579	1012	433	
SE	308 (33.4)	220 (23.8)	268 (29.0)	127 (13.8)	88	1011	923	
SI	148 (21.8)	189 (27.9)	143 (21.1)	198 (29.2)	342	1020	678	
SK	255 (36.1)	170 (24.1)	136 (19.3)	145 (20.5)	328	1034	706	
N Sum	4536	4786	4744	3390	9115	26571		
N Valid Sum	4536	4786	4744	3390			17456	

v105 - QB1B INTERNET USE: KEEP A BLOG

ASK Q.B1A AND Q.B1A IF "USE THE INTERNET", CODE 1 TO 5 IN D.62_1 OR D.62_2 OR D.62_3 – OTHERS GO TO Q.B2

Q.B1B

Which of the following activities do you also do on the Internet?

(SHOW CARD – READ OUT – ROTATE – MULTIPLE ANSWERS POSSIBLE)

Q.B1B_1 Keep a blog (also known as web-log)

0 Not mentioned

1 Mentioned

9 Inap. Not use internet (not coded 1 to 5 in V98 or V99 or V100)

v105 by v7, Absolute Values (Row Percent), weighted by v8

v7	v105	0	1	9	N Sum	N Valid Sum
		M				
AT	605 (91.3)	58 (8.7)	348	1011	663	
BE	669 (92.0)	58 (8.0)	293	1020	727	
BG	409 (89.9)	46 (10.1)	545	1000	455	
CY	189 (80.8)	45 (19.2)	267	501	234	
CZ	635 (94.1)	40 (5.9)	340	1015	675	
DE-E	350 (97.0)	11 (3.0)	169	530	361	
DE-W	740 (97.2)	21 (2.8)	228	989	761	
DK	854 (93.9)	55 (6.1)	98	1007	909	
EE	676 (92.9)	52 (7.1)	272	1000	728	
ES	527 (92.5)	43 (7.5)	436	1006	570	
FI	740 (92.2)	63 (7.8)	201	1004	803	
FR	664 (92.0)	58 (8.0)	278	1000	722	
GB-GBN	738 (96.5)	27 (3.5)	235	1000	765	
GB-NIR	195 (97.0)	6 (3.0)	90	291	201	
GR	369 (84.8)	66 (15.2)	564	999	435	
HU	518 (95.0)	27 (5.0)	470	1015	545	
IE	568 (84.9)	101 (15.1)	306	975	669	
IT	553 (93.9)	36 (6.1)	449	1038	589	
LT	583 (96.7)	20 (3.3)	422	1025	603	
LU	364 (93.1)	27 (6.9)	111	502	391	
LV	663 (93.2)	48 (6.8)	289	1000	711	
MT	257 (89.2)	31 (10.8)	211	499	288	
NL	900 (93.2)	66 (6.8)	58	1024	966	
PL	549 (96.1)	22 (3.9)	430	1001	571	
PT	351 (92.9)	27 (7.1)	668	1046	378	
RO	398 (91.5)	37 (8.5)	579	1014	435	
SE	829 (89.8)	94 (10.2)	88	1011	923	
SI	662 (97.6)	16 (2.4)	342	1020	678	
SK	675 (95.6)	31 (4.4)	328	1034	706	
N Sum	16230	1232	9115	26577		
N Valid Sum	16230	1232			17462	

v106 - QB1B INTERNET USE: INSTANT MESSAGING

ASK Q.B1A AND Q.B1A IF "USE THE INTERNET", CODE 1 TO 5 IN D.62_1 OR D.62_2 OR D.62_3 – OTHERS GO TO Q.B2

Q.B1B

Which of the following activities do you also do on the Internet?

(SHOW CARD – READ OUT – ROTATE – MULTIPLE ANSWERS POSSIBLE)

Q.B1B_2 Instant messaging, chat websites

- 0 Not mentioned
- 1 Mentioned
- 9 Inap. Not use internet (not coded 1 to 5 in V98 or V99 or V100)

v106 by v7, Absolute Values (Row Percent), weighted by v8

v7	v106	0	1	9	N Sum	N Valid Sum
		M				
AT	455 (68.6)	208 (31.4)	348	1011	663	
BE	455 (62.6)	272 (37.4)	293	1020	727	
BG	123 (27.1)	331 (72.9)	545	999	454	
CY	99 (42.3)	135 (57.7)	267	501	234	
CZ	423 (62.7)	252 (37.3)	340	1015	675	
DE-E	255 (70.6)	106 (29.4)	169	530	361	
DE-W	566 (74.4)	195 (25.6)	228	989	761	
DK	557 (61.2)	353 (38.8)	98	1008	910	
EE	392 (53.8)	336 (46.2)	272	1000	728	
ES	176 (30.9)	393 (69.1)	436	1005	569	
FI	534 (66.5)	269 (33.5)	201	1004	803	
FR	347 (48.1)	375 (51.9)	278	1000	722	
GB-GBN	512 (66.9)	253 (33.1)	235	1000	765	
GB-NIR	137 (68.2)	64 (31.8)	90	291	201	
GR	199 (45.6)	237 (54.4)	564	1000	436	
HU	189 (34.7)	355 (65.3)	470	1014	544	
IE	353 (52.8)	316 (47.2)	306	975	669	
IT	324 (55.0)	265 (45.0)	449	1038	589	
LT	264 (43.8)	339 (56.2)	422	1025	603	
LU	194 (49.6)	197 (50.4)	111	502	391	
LV	382 (53.7)	330 (46.3)	289	1001	712	
MT	126 (43.6)	163 (56.4)	211	500	289	
NL	727 (75.3)	239 (24.7)	58	1024	966	
PL	313 (54.9)	257 (45.1)	430	1000	570	
PT	188 (49.7)	190 (50.3)	668	1046	378	
RO	220 (50.7)	214 (49.3)	579	1013	434	
SE	567 (61.4)	356 (38.6)	88	1011	923	
SI	362 (53.4)	316 (46.6)	342	1020	678	
SK	299 (42.4)	407 (57.6)	328	1034	706	
N Sum	9738	7723	9115	26576		
N Valid Sum	9738	7723			17461	

v107 - QB1B INTERNET USE: PEER-TO-PEER EXCHANGE

ASK Q.B1A AND Q.B1A IF "USE THE INTERNET", CODE 1 TO 5 IN D.62_1 OR D.62_2 OR D.62_3 – OTHERS GO TO Q.B2

Q.B1B

Which of the following activities do you also do on the Internet?

(SHOW CARD – READ OUT – ROTATE – MULTIPLE ANSWERS POSSIBLE)

Q.B1B_3 Use peer-to-peer software and / or sites to exchange movies, music, etc.

- 0 Not mentioned
- 1 Mentioned
- 9 Inap. Not use internet (not coded 1 to 5 in V98 or V99 or V100)

v107 by v7, Absolute Values (Row Percent), weighted by v8

v7	v107	0	1	9	N Sum	N Valid Sum
		M				
AT	533 (80.5)	129 (19.5)	348	1010	662	
BE	612 (84.2)	115 (15.8)	293	1020	727	
BG	314 (69.0)	141 (31.0)	545	1000	455	
CY	175 (74.8)	59 (25.2)	267	501	234	
CZ	638 (94.5)	37 (5.5)	340	1015	675	
DE-E	325 (90.0)	36 (10.0)	169	530	361	
DE-W	718 (94.3)	43 (5.7)	228	989	761	
DK	698 (76.8)	211 (23.2)	98	1007	909	
EE	625 (85.9)	103 (14.1)	272	1000	728	
ES	425 (74.7)	144 (25.3)	436	1005	569	
FI	724 (90.3)	78 (9.7)	201	1003	802	
FR	609 (84.3)	113 (15.7)	278	1000	722	
GB-GBN	679 (88.8)	86 (11.2)	235	1000	765	
GB-NIR	185 (92.0)	16 (8.0)	90	291	201	
GR	346 (79.4)	90 (20.6)	564	1000	436	
HU	491 (90.3)	53 (9.7)	470	1014	544	
IE	538 (80.4)	131 (19.6)	306	975	669	
IT	485 (82.3)	104 (17.7)	449	1038	589	
LT	420 (69.5)	184 (30.5)	422	1026	604	
LU	312 (80.0)	78 (20.0)	111	501	390	
LV	556 (78.1)	156 (21.9)	289	1001	712	
MT	213 (73.7)	76 (26.3)	211	500	289	
NL	794 (82.1)	173 (17.9)	58	1025	967	
PL	512 (89.8)	58 (10.2)	430	1000	570	
PT	336 (88.9)	42 (11.1)	668	1046	378	
RO	306 (70.5)	128 (29.5)	579	1013	434	
SE	683 (74.0)	240 (26.0)	88	1011	923	
SI	478 (70.5)	200 (29.5)	342	1020	678	
SK	598 (84.8)	107 (15.2)	328	1033	705	
N Sum	14328	3131	9115	26574		
N Valid Sum	14328	3131			17459	

v108 - QB1B INTERNET USE: PHONE/VIDEO CALLS

ASK Q.B1A AND Q.B1A IF "USE THE INTERNET", CODE 1 TO 5 IN D.62_1 OR D.62_2 OR D.62_3 – OTHERS GO TO Q.B2

Q.B1B

Which of the following activities do you also do on the Internet?

(SHOW CARD – READ OUT – ROTATE – MULTIPLE ANSWERS POSSIBLE)

Q.B1B_4 Make or receive phone calls or video calls over the Internet

0 Not mentioned

1 Mentioned

9 Inap. Not use internet (not coded 1 to 5 in V98 or V99 or V100)

v108 by v7, Absolute Values (Row Percent), weighted by v8

v7	v108	0	1	9	N Sum	N Valid Sum
		M				
AT	476 (71.9)	186 (28.1)	348	1010	662	
BE	567 (78.0)	160 (22.0)	293	1020	727	
BG	240 (52.7)	215 (47.3)	545	1000	455	
CY	143 (60.9)	92 (39.1)	267	502	235	
CZ	455 (67.4)	220 (32.6)	340	1015	675	
DE-E	276 (76.5)	85 (23.5)	169	530	361	
DE-W	613 (80.6)	148 (19.4)	228	989	761	
DK	605 (66.6)	304 (33.4)	98	1007	909	
EE	474 (65.1)	254 (34.9)	272	1000	728	
ES	461 (80.9)	109 (19.1)	436	1006	570	
FI	592 (73.7)	211 (26.3)	201	1004	803	
FR	483 (66.9)	239 (33.1)	278	1000	722	
GB-GBN	625 (81.7)	140 (18.3)	235	1000	765	
GB-NIR	164 (81.6)	37 (18.4)	90	291	201	
GR	307 (70.4)	129 (29.6)	564	1000	436	
HU	388 (71.3)	156 (28.7)	470	1014	544	
IE	432 (64.6)	237 (35.4)	306	975	669	
IT	463 (78.6)	126 (21.4)	449	1038	589	
LT	373 (61.8)	231 (38.2)	422	1026	604	
LU	248 (63.4)	143 (36.6)	111	502	391	
LV	417 (58.6)	294 (41.4)	289	1000	711	
MT	200 (69.4)	88 (30.6)	211	499	288	
NL	698 (72.2)	269 (27.8)	58	1025	967	
PL	413 (72.5)	157 (27.5)	430	1000	570	
PT	292 (77.5)	85 (22.5)	668	1045	377	
RO	326 (75.1)	108 (24.9)	579	1013	434	
SE	665 (72.0)	258 (28.0)	88	1011	923	
SI	521 (76.8)	157 (23.2)	342	1020	678	
SK	405 (57.4)	301 (42.6)	328	1034	706	
N Sum	12322	5139	9115	26576		
N Valid Sum	12322	5139			17461	

v109 - QB1B INTERNET USE: BROWSER PLUG-INS

ASK Q.B1A AND Q.B1A IF "USE THE INTERNET", CODE 1 TO 5 IN D.62_1 OR D.62_2 OR D.62_3 – OTHERS GO TO Q.B2

Q.B1B

Which of the following activities do you also do on the Internet?

(SHOW CARD – READ OUT – ROTATE – MULTIPLE ANSWERS POSSIBLE)

Q.B1B_5 Install plug-ins in your browser to extend its capability

- 0 Not mentioned
- 1 Mentioned
- 9 Inap. Not use internet (not coded 1 to 5 in V98 or V99 or V100)

v109 by v7, Absolute Values (Row Percent), weighted by v8

v7	v109	0	1	9	N Sum	N Valid Sum
		M				
AT	559 (84.4)	103 (15.6)	348	1010	662	
BE	637 (87.6)	90 (12.4)	293	1020	727	
BG	397 (87.3)	58 (12.7)	545	1000	455	
CY	210 (89.7)	24 (10.3)	267	501	234	
CZ	618 (91.6)	57 (8.4)	340	1015	675	
DE-E	317 (87.8)	44 (12.2)	169	530	361	
DE-W	685 (90.0)	76 (10.0)	228	989	761	
DK	649 (71.4)	260 (28.6)	98	1007	909	
EE	598 (82.0)	131 (18.0)	272	1001	729	
ES	514 (90.2)	56 (9.8)	436	1006	570	
FI	640 (79.7)	163 (20.3)	201	1004	803	
FR	621 (86.0)	101 (14.0)	278	1000	722	
GB-GBN	649 (84.8)	116 (15.2)	235	1000	765	
GB-NIR	174 (86.1)	28 (13.9)	90	292	202	
GR	394 (90.4)	42 (9.6)	564	1000	436	
HU	501 (92.1)	43 (7.9)	470	1014	544	
IE	565 (84.6)	103 (15.4)	306	974	668	
IT	544 (92.4)	45 (7.6)	449	1038	589	
LT	555 (91.9)	49 (8.1)	422	1026	604	
LU	321 (82.3)	69 (17.7)	111	501	390	
LV	637 (89.6)	74 (10.4)	289	1000	711	
MT	225 (77.9)	64 (22.1)	211	500	289	
NL	797 (82.5)	169 (17.5)	58	1024	966	
PL	507 (88.9)	63 (11.1)	430	1000	570	
PT	344 (91.0)	34 (9.0)	668	1046	378	
RO	393 (90.6)	41 (9.4)	579	1013	434	
SE	770 (83.4)	153 (16.6)	88	1011	923	
SI	557 (82.2)	121 (17.8)	342	1020	678	
SK	566 (80.3)	139 (19.7)	328	1033	705	
N Sum	14944	2516	9115	26575		
N Valid Sum	14944	2516			17460	

v110 - QB1B INTERNET USE: MAINTAIN WEBSITE

ASK Q.B1A AND Q.B1A IF "USE THE INTERNET", CODE 1 TO 5 IN D.62_1 OR D.62_2 OR D.62_3 – OTHERS GO TO Q.B2

Q.B1B

Which of the following activities do you also do on the Internet?

(SHOW CARD – READ OUT – ROTATE – MULTIPLE ANSWERS POSSIBLE)

Q.B1B_6 Design or maintain a website (not just a blog)

- 0 Not mentioned
- 1 Mentioned
- 9 Inap. Not use internet (not coded 1 to 5 in V98 or V99 or V100)

v110 by v7, Absolute Values (Row Percent), weighted by v8

v7	v110	0	1	9	N Sum	N Valid Sum
				M		
AT	577 (87.2)	85 (12.8)	348	1010	662	
BE	655 (90.2)	71 (9.8)	293	1019	726	
BG	439 (96.5)	16 (3.5)	545	1000	455	
CY	208 (88.9)	26 (11.1)	267	501	234	
CZ	641 (95.0)	34 (5.0)	340	1015	675	
DE-E	335 (92.8)	26 (7.2)	169	530	361	
DE-W	720 (94.6)	41 (5.4)	228	989	761	
DK	797 (87.7)	112 (12.3)	98	1007	909	
EE	682 (93.7)	46 (6.3)	272	1000	728	
ES	538 (94.4)	32 (5.6)	436	1006	570	
FI	719 (89.7)	83 (10.3)	201	1003	802	
FR	664 (92.0)	58 (8.0)	278	1000	722	
GB-GBN	719 (94.0)	46 (6.0)	235	1000	765	
GB-NIR	193 (96.0)	8 (4.0)	90	291	201	
GR	393 (90.1)	43 (9.9)	564	1000	436	
HU	501 (92.1)	43 (7.9)	470	1014	544	
IE	618 (92.4)	51 (7.6)	306	975	669	
IT	561 (95.2)	28 (4.8)	449	1038	589	
LT	579 (95.9)	25 (4.1)	422	1026	604	
LU	362 (92.6)	29 (7.4)	111	502	391	
LV	663 (93.2)	48 (6.8)	289	1000	711	
MT	260 (90.3)	28 (9.7)	211	499	288	
NL	848 (87.7)	119 (12.3)	58	1025	967	
PL	547 (96.0)	23 (4.0)	430	1000	570	
PT	358 (94.7)	20 (5.3)	668	1046	378	
RO	416 (95.9)	18 (4.1)	579	1013	434	
SE	807 (87.5)	115 (12.5)	88	1010	922	
SI	628 (92.6)	50 (7.4)	342	1020	678	
SK	680 (96.3)	26 (3.7)	328	1034	706	
N Sum	16108	1350	9115	26573		
N Valid Sum	16108	1350			17458	

v111 - QB1B INTERNET USE: HOME BANKING

ASK Q.B1A AND Q.B1A IF "USE THE INTERNET", CODE 1 TO 5 IN D.62_1 OR D.62_2 OR D.62_3 – OTHERS GO TO Q.B2

Q.B1B

Which of the following activities do you also do on the Internet?

(SHOW CARD – READ OUT – ROTATE – MULTIPLE ANSWERS POSSIBLE)

Q.B1B_7 Do home banking

- 0 Not mentioned
- 1 Mentioned
- 9 Inap. Not use internet (not coded 1 to 5 in V98 or V99 or V100)

v111 by v7, Absolute Values (Row Percent), weighted by v8

v7	v111	0	1	9	N Sum	N Valid Sum
				M		
AT	269 (40.6)	393 (59.4)	348	1010	662	
BE	259 (35.6)	468 (64.4)	293	1020	727	
BG	429 (94.3)	26 (5.7)	545	1000	455	
CY	163 (69.7)	71 (30.3)	267	501	234	
CZ	319 (47.3)	356 (52.7)	340	1015	675	
DE-E	167 (46.3)	194 (53.7)	169	530	361	
DE-W	419 (55.1)	342 (44.9)	228	989	761	
DK	129 (14.2)	780 (85.8)	98	1007	909	
EE	225 (30.9)	503 (69.1)	272	1000	728	
ES	343 (60.2)	227 (39.8)	436	1006	570	
FI	91 (11.3)	711 (88.7)	201	1003	802	
FR	306 (42.4)	416 (57.6)	278	1000	722	
GB-GBN	427 (55.8)	338 (44.2)	235	1000	765	
GB-NIR	126 (62.7)	75 (37.3)	90	291	201	
GR	392 (89.9)	44 (10.1)	564	1000	436	
HU	477 (87.7)	67 (12.3)	470	1014	544	
IE	375 (56.1)	294 (43.9)	306	975	669	
IT	432 (73.2)	158 (26.8)	449	1039	590	
LT	267 (44.2)	337 (55.8)	422	1026	604	
LU	153 (39.1)	238 (60.9)	111	502	391	
LV	221 (31.0)	491 (69.0)	289	1001	712	
MT	121 (41.9)	168 (58.1)	211	500	289	
NL	151 (15.6)	816 (84.4)	58	1025	967	
PL	296 (51.9)	274 (48.1)	430	1000	570	
PT	311 (82.3)	67 (17.7)	668	1046	378	
RO	383 (88.2)	51 (11.8)	579	1013	434	
SE	185 (20.0)	738 (80.0)	88	1011	923	
SI	418 (61.7)	260 (38.3)	342	1020	678	
SK	416 (58.9)	290 (41.1)	328	1034	706	
N Sum	8270	9193	9115	26578		
N Valid Sum	8270	9193			17463	

v112 - QB1B INTERNET USE: E-SHOPPING COUNTRY

ASK Q.B1A AND Q.B1A IF "USE THE INTERNET", CODE 1 TO 5 IN D.62_1 OR D.62_2 OR D.62_3 – OTHERS GO TO Q.B2

Q.B1B

Which of the following activities do you also do on the Internet?

(SHOW CARD – READ OUT – ROTATE – MULTIPLE ANSWERS POSSIBLE)

Q.B1B_8 (ONLY IF "YES" IN QB1A_3) Purchase goods or services from a seller located in (OUR COUNTRY)

- 0 Not mentioned
- 1 Mentioned
- 9 Inap. No online shopping (not coded 1 in V103)

Note:

Nested question routing: the quoted filter reference (INAP) includes one or more preceding filter (or other) conditions for the exclusion of respondents.

v112 by v7, Absolute Values (Row Percent), weighted by v8

	v112	0	1	9	N Sum	N Valid Sum
v7						
		M				
AT	127 (31.1)	281 (68.9)	602	1010	408	
BE	141 (36.9)	241 (63.1)	638	1020	382	
BG	47 (49.5)	48 (50.5)	905	1000	95	
CY	64 (59.8)	43 (40.2)	394	501	107	
CZ	48 (11.3)	378 (88.7)	589	1015	426	
DE-E	31 (11.4)	242 (88.6)	258	531	273	
DE-W	86 (16.0)	452 (84.0)	451	989	538	
DK	71 (9.6)	667 (90.4)	269	1007	738	
EE	118 (37.8)	194 (62.2)	688	1000	312	
ES	77 (34.5)	146 (65.5)	783	1006	223	
FI	133 (24.1)	420 (75.9)	450	1003	553	
FR	73 (15.3)	403 (84.7)	524	1000	476	
GB-GBN	117 (19.3)	490 (80.7)	393	1000	607	
GB-NIR	30 (19.7)	122 (80.3)	140	292	152	
GR	43 (39.1)	67 (60.9)	891	1001	110	
HU	80 (47.9)	87 (52.1)	848	1015	167	
IE	152 (31.1)	337 (68.9)	486	975	489	
IT	129 (62.0)	79 (38.0)	831	1039	208	
LT	85 (40.5)	125 (59.5)	816	1026	210	
LU	115 (51.3)	109 (48.7)	277	501	224	
LV	119 (35.5)	216 (64.5)	666	1001	335	
MT	109 (60.6)	71 (39.4)	320	500	180	
NL	133 (16.9)	653 (83.1)	237	1023	786	
PL	90 (28.3)	228 (71.7)	682	1000	318	
PT	42 (50.0)	42 (50.0)	963	1047	84	
RO	52 (45.6)	62 (54.4)	900	1014	114	
SE	155 (21.7)	560 (78.3)	295	1010	715	
SI	72 (27.1)	194 (72.9)	754	1020	266	
SK	77 (21.0)	289 (79.0)	668	1034	366	
N Sum	2616	7246	16718	26580		
N Valid Sum	2616	7246			9862	

v113 - QB1B INTERNET USE: E-SHOPPING EU

ASK Q.B1A AND Q.B1A IF "USE THE INTERNET", CODE 1 TO 5 IN D.62_1 OR D.62_2 OR D.62_3 – OTHERS GO TO Q.B2

Q.B1B

Which of the following activities do you also do on the Internet?

(SHOW CARD – READ OUT – ROTATE – MULTIPLE ANSWERS POSSIBLE)

Q.B1B_9 (ONLY IF "YES" IN QB1A_3) Purchase goods or services from a seller located in another EU country

- 0 Not mentioned
- 1 Mentioned
- 9 Inap. No online shopping (not coded 1 in V103)

Note:

Nested question routing: the quoted filter reference (INAP) includes one or more preceding filter (or other) conditions for the exclusion of respondents.

v113 by v7, Absolute Values (Row Percent), weighted by v8

v7	v113	0	1	9	N Sum	N Valid Sum
				M		
AT	167 (40.9)	241 (59.1)	602	1010	408	
BE	243 (63.6)	139 (36.4)	638	1020	382	
BG	69 (72.6)	26 (27.4)	905	1000	95	
CY	28 (26.2)	79 (73.8)	394	501	107	
CZ	363 (85.2)	63 (14.8)	589	1015	426	
DE-E	188 (69.1)	84 (30.9)	258	530	272	
DE-W	391 (72.5)	148 (27.5)	451	990	539	
DK	353 (47.8)	385 (52.2)	269	1007	738	
EE	235 (75.1)	78 (24.9)	688	1001	313	
ES	163 (72.8)	61 (27.2)	783	1007	224	
FI	306 (55.3)	247 (44.7)	450	1003	553	
FR	302 (63.6)	173 (36.4)	524	999	475	
GB-GBN	408 (67.2)	199 (32.8)	393	1000	607	
GB-NIR	103 (68.2)	48 (31.8)	140	291	151	
GR	55 (50.5)	54 (49.5)	891	1000	109	
HU	140 (84.3)	26 (15.7)	848	1014	166	
IE	214 (43.8)	275 (56.2)	486	975	489	
IT	167 (80.7)	40 (19.3)	831	1038	207	
LT	139 (66.5)	70 (33.5)	816	1025	209	
LU	53 (23.7)	171 (76.3)	277	501	224	
LV	226 (67.7)	108 (32.3)	666	1000	334	
MT	15 (8.3)	165 (91.7)	320	500	180	
NL	548 (69.6)	239 (30.4)	237	1024	787	
PL	269 (84.9)	48 (15.1)	682	999	317	
PT	49 (58.3)	35 (41.7)	963	1047	84	
RO	101 (88.6)	13 (11.4)	900	1014	114	
SE	486 (68.0)	229 (32.0)	295	1010	715	
SI	156 (58.6)	110 (41.4)	754	1020	266	
SK	249 (68.2)	116 (31.8)	668	1033	365	
N Sum	6186	3670	16718	26574		
N Valid Sum	6186	3670			9856	

v114 - QB1B INTERNET USE: E-SHOPPING NON-EU

ASK Q.B1A AND Q.B1A IF "USE THE INTERNET", CODE 1 TO 5 IN D.62_1 OR D.62_2 OR D.62_3 – OTHERS GO TO Q.B2

Q.B1B

Which of the following activities do you also do on the Internet?

(SHOW CARD – READ OUT – ROTATE – MULTIPLE ANSWERS POSSIBLE)

Q.B1B_10 (ONLY IF "YES" IN QB1A_3) Purchase goods or services from a seller located outside the EU

- 0 Not mentioned
- 1 Mentioned
- 9 Inap. No online shopping (not coded 1 in V103)

Note:

Nested question routing: the quoted filter reference (INAP) includes one or more preceding filter (or other) conditions for the exclusion of respondents.

v114 by v7, Absolute Values (Row Percent), weighted by v8

	v114	0	1	9	N Sum	N Valid Sum
v7						
		M				
AT	301 (73.8)	107 (26.2)	602	1010	408	
BE	288 (75.4)	94 (24.6)	638	1020	382	
BG	83 (87.4)	12 (12.6)	905	1000	95	
CY	64 (60.4)	42 (39.6)	394	500	106	
CZ	374 (87.8)	52 (12.2)	589	1015	426	
DE-E	236 (86.8)	36 (13.2)	258	530	272	
DE-W	469 (87.0)	70 (13.0)	451	990	539	
DK	505 (68.4)	233 (31.6)	269	1007	738	
EE	240 (76.9)	72 (23.1)	688	1000	312	
ES	171 (76.7)	52 (23.3)	783	1006	223	
FI	402 (72.8)	150 (27.2)	450	1002	552	
FR	365 (76.7)	111 (23.3)	524	1000	476	
GB-GBN	422 (69.5)	185 (30.5)	393	1000	607	
GB-NIR	99 (65.6)	52 (34.4)	140	291	151	
GR	69 (63.3)	40 (36.7)	891	1000	109	
HU	153 (92.2)	13 (7.8)	848	1014	166	
IE	307 (62.8)	182 (37.2)	486	975	489	
IT	174 (84.1)	33 (15.9)	831	1038	207	
LT	165 (78.6)	45 (21.4)	816	1026	210	
LU	141 (62.9)	83 (37.1)	277	501	224	
LV	251 (75.1)	83 (24.9)	666	1000	334	
MT	67 (37.2)	113 (62.8)	320	500	180	
NL	592 (75.2)	195 (24.8)	237	1024	787	
PL	290 (91.2)	28 (8.8)	682	1000	318	
PT	55 (65.5)	29 (34.5)	963	1047	84	
RO	105 (92.9)	8 (7.1)	900	1013	113	
SE	558 (78.0)	157 (22.0)	295	1010	715	
SI	190 (71.4)	76 (28.6)	754	1020	266	
SK	320 (87.4)	46 (12.6)	668	1034	366	
N Sum	7456	2399	16718	26573		
N Valid Sum	7456	2399			9855	

v115 - QB1B INTERNET USE: GOVERNMENT SERVICES

ASK Q.B1A AND Q.B1A IF "USE THE INTERNET", CODE 1 TO 5 IN D.62_1 OR D.62_2 OR D.62_3 – OTHERS GO TO Q.B2

Q.B1B

Which of the following activities do you also do on the Internet?

(SHOW CARD – READ OUT – ROTATE – MULTIPLE ANSWERS POSSIBLE)

Q.B1B_11 Submit tax declaration or use other online government services

- 0 Not mentioned
- 1 Mentioned
- 9 Inap. Not use internet (not coded 1 to 5 in V98 or V99 or V100)

v115 by v7, Absolute Values (Row Percent), weighted by v8

v7	v115	0	1	9	N Sum	N Valid Sum
		M				
AT	404 (60.9)	259 (39.1)	348	1011	663	
BE	504 (69.3)	223 (30.7)	293	1020	727	
BG	437 (96.0)	18 (4.0)	545	1000	455	
CY	211 (90.2)	23 (9.8)	267	501	234	
CZ	646 (95.7)	29 (4.3)	340	1015	675	
DE-E	281 (77.8)	80 (22.2)	169	530	361	
DE-W	593 (77.9)	168 (22.1)	228	989	761	
DK	277 (30.5)	632 (69.5)	98	1007	909	
EE	230 (31.6)	498 (68.4)	272	1000	728	
ES	472 (82.8)	98 (17.2)	436	1006	570	
FI	555 (69.1)	248 (30.9)	201	1004	803	
FR	444 (61.6)	277 (38.4)	278	999	721	
GB-GBN	650 (85.0)	115 (15.0)	235	1000	765	
GB-NIR	181 (90.0)	20 (10.0)	90	291	201	
GR	378 (86.7)	58 (13.3)	564	1000	436	
HU	422 (77.6)	122 (22.4)	470	1014	544	
IE	549 (82.2)	119 (17.8)	306	974	668	
IT	539 (91.5)	50 (8.5)	449	1038	589	
LT	374 (61.9)	230 (38.1)	422	1026	604	
LU	321 (82.3)	69 (17.7)	111	501	390	
LV	579 (81.4)	132 (18.6)	289	1000	711	
MT	225 (78.1)	63 (21.9)	211	499	288	
NL	438 (45.3)	528 (54.7)	58	1024	966	
PL	509 (89.3)	61 (10.7)	430	1000	570	
PT	218 (57.7)	160 (42.3)	668	1046	378	
RO	416 (95.9)	18 (4.1)	579	1013	434	
SE	352 (38.2)	570 (61.8)	88	1010	922	
SI	574 (84.7)	104 (15.3)	342	1020	678	
SK	644 (91.2)	62 (8.8)	328	1034	706	
N Sum	12423	5034	9115	26572		
N Valid Sum	12423	5034			17457	

v116 - QB1B INTERNET USE: ONLINE SOFTWARE

ASK Q.B1A AND Q.B1A IF "USE THE INTERNET", CODE 1 TO 5 IN D.62_1 OR D.62_2 OR D.62_3 – OTHERS GO TO Q.B2

Q.B1B

Which of the following activities do you also do on the Internet?

(SHOW CARD – READ OUT – ROTATE – MULTIPLE ANSWERS POSSIBLE)

Q.B1B_12 Use online softwares

- 0 Not mentioned
- 1 Mentioned
- 9 Inap. Not use internet (not coded 1 to 5 in V98 or V99 or V100)

v116 by v7, Absolute Values (Row Percent), weighted by v8

v7	v116	0	1	9	N Sum	N Valid Sum
				M		
AT	435 (65.6)	228 (34.4)	348	1011	663	
BE	521 (71.8)	205 (28.2)	293	1019	726	
BG	417 (91.9)	37 (8.1)	545	999	454	
CY	203 (86.8)	31 (13.2)	267	501	234	
CZ	591 (87.6)	84 (12.4)	340	1015	675	
DE-E	226 (62.6)	135 (37.4)	169	530	361	
DE-W	556 (73.1)	205 (26.9)	228	989	761	
DK	542 (59.6)	367 (40.4)	98	1007	909	
EE	408 (56.0)	320 (44.0)	272	1000	728	
ES	474 (83.2)	96 (16.8)	436	1006	570	
FI	570 (71.0)	233 (29.0)	201	1004	803	
FR	500 (69.3)	222 (30.7)	278	1000	722	
GB-GBN	616 (80.5)	149 (19.5)	235	1000	765	
GB-NIR	180 (89.6)	21 (10.4)	90	291	201	
GR	365 (83.9)	70 (16.1)	564	999	435	
HU	442 (81.3)	102 (18.8)	470	1014	544	
IE	559 (83.7)	109 (16.3)	306	974	668	
IT	501 (85.1)	88 (14.9)	449	1038	589	
LT	450 (74.5)	154 (25.5)	422	1026	604	
LU	291 (74.4)	100 (25.6)	111	502	391	
LV	542 (76.2)	169 (23.8)	289	1000	711	
MT	222 (76.8)	67 (23.2)	211	500	289	
NL	683 (70.7)	283 (29.3)	58	1024	966	
PL	418 (73.3)	152 (26.7)	430	1000	570	
PT	311 (82.3)	67 (17.7)	668	1046	378	
RO	317 (73.0)	117 (27.0)	579	1013	434	
SE	578 (62.7)	344 (37.3)	88	1010	922	
SI	455 (67.2)	222 (32.8)	342	1019	677	
SK	595 (84.3)	111 (15.7)	328	1034	706	
N Sum	12968	4488	9115	26571		
N Valid Sum	12968	4488			17456	

v117 - QB1B INTERNET USE: OTHER

ASK Q.B1A AND Q.B1A IF "USE THE INTERNET", CODE 1 TO 5 IN D.62_1 OR D.62_2 OR D.62_3 – OTHERS GO TO Q.B2

Q.B1B

Which of the following activities do you also do on the Internet?

(SHOW CARD – READ OUT – ROTATE – MULTIPLE ANSWERS POSSIBLE)

Q.B1B_13 Other (SPONTANEOUS)

- 0 Not mentioned
- 1 Mentioned
- 9 Inap. Not use internet (not coded 1 to 5 in V98 or V99 or V100)

v117 by v7, Absolute Values (Row Percent), weighted by v8

v7	v117	0	1	9	N Sum	N Valid Sum
		M				
AT	597 (90.2)	65 (9.8)	348	1010	662	
BE	680 (93.5)	47 (6.5)	293	1020	727	
BG	436 (95.8)	19 (4.2)	545	1000	455	
CY	204 (86.8)	31 (13.2)	267	502	235	
CZ	650 (96.3)	25 (3.7)	340	1015	675	
DE-E	342 (94.7)	19 (5.3)	169	530	361	
DE-W	713 (93.7)	48 (6.3)	228	989	761	
DK	886 (97.5)	23 (2.5)	98	1007	909	
EE	707 (97.1)	21 (2.9)	272	1000	728	
ES	522 (91.6)	48 (8.4)	436	1006	570	
FI	744 (92.8)	58 (7.2)	201	1003	802	
FR	682 (94.5)	40 (5.5)	278	1000	722	
GB-GBN	723 (94.5)	42 (5.5)	235	1000	765	
GB-NIR	188 (93.1)	14 (6.9)	90	292	202	
GR	367 (84.2)	69 (15.8)	564	1000	436	
HU	509 (93.6)	35 (6.4)	470	1014	544	
IE	624 (93.4)	44 (6.6)	306	974	668	
IT	467 (79.3)	122 (20.7)	449	1038	589	
LT	547 (90.6)	57 (9.4)	422	1026	604	
LU	360 (92.1)	31 (7.9)	111	502	391	
LV	691 (97.1)	21 (2.9)	289	1001	712	
MT	271 (93.8)	18 (6.2)	211	500	289	
NL	932 (96.5)	34 (3.5)	58	1024	966	
PL	545 (95.4)	26 (4.6)	430	1001	571	
PT	314 (83.1)	64 (16.9)	668	1046	378	
RO	387 (89.2)	47 (10.8)	579	1013	434	
SE	878 (95.1)	45 (4.9)	88	1011	923	
SI	561 (82.7)	117 (17.3)	342	1020	678	
SK	658 (93.2)	48 (6.8)	328	1034	706	
N Sum	16185	1278	9115	26578		
N Valid Sum	16185	1278			17463	

v118 - QB1B INTERNET USE: DK

ASK Q.B1A AND Q.B1A IF "USE THE INTERNET", CODE 1 TO 5 IN D.62_1 OR D.62_2 OR D.62_3 – OTHERS GO TO Q.B2

Q.B1B

Which of the following activities do you also do on the Internet?

(SHOW CARD – READ OUT – ROTATE – MULTIPLE ANSWERS POSSIBLE)

Q.B1B_14 DK

- 0 Not mentioned
- 1 Mentioned
- 9 Inap. Not use internet (not coded 1 to 5 in V98 or V99 or V100)

v118 by v7, Absolute Values (Row Percent), weighted by v8

v7	v118	0	1	9	N Sum	N Valid Sum
		M				
AT	635 (95.9)	27 (4.1)	348	1010	662	
BE	691 (95.2)	35 (4.8)	293	1019	726	
BG	436 (95.8)	19 (4.2)	545	1000	455	
CY	229 (97.9)	5 (2.1)	267	501	234	
CZ	601 (89.0)	74 (11.0)	340	1015	675	
DE-E	350 (97.0)	11 (3.0)	169	530	361	
DE-W	699 (91.9)	62 (8.1)	228	989	761	
DK	891 (98.0)	18 (2.0)	98	1007	909	
EE	702 (96.4)	26 (3.6)	272	1000	728	
ES	564 (98.9)	6 (1.1)	436	1006	570	
FI	788 (98.3)	14 (1.7)	201	1003	802	
FR	691 (95.7)	31 (4.3)	278	1000	722	
GB-GBN	714 (93.3)	51 (6.7)	235	1000	765	
GB-NIR	188 (93.5)	13 (6.5)	90	291	201	
GR	408 (93.8)	27 (6.2)	564	999	435	
HU	500 (91.9)	44 (8.1)	470	1014	544	
IE	621 (92.8)	48 (7.2)	306	975	669	
IT	531 (90.2)	58 (9.8)	449	1038	589	
LT	573 (95.0)	30 (5.0)	422	1025	603	
LU	371 (95.1)	19 (4.9)	111	501	390	
LV	674 (94.7)	38 (5.3)	289	1001	712	
MT	284 (98.3)	5 (1.7)	211	500	289	
NL	950 (98.3)	16 (1.7)	58	1024	966	
PL	496 (87.0)	74 (13.0)	430	1000	570	
PT	362 (95.8)	16 (4.2)	668	1046	378	
RO	396 (91.2)	38 (8.8)	579	1013	434	
SE	907 (98.3)	16 (1.7)	88	1011	923	
SI	663 (97.8)	15 (2.2)	342	1020	678	
SK	662 (93.9)	43 (6.1)	328	1033	705	
N Sum	16577	879	9115	26571		
N Valid Sum	16577	879			17456	

v119 - QB2 PERSONAL DATA: MEDICAL INFO

Q.B2

ASK ALL

Which of the following types of information and data that are related to you do you consider as personal?

(SHOW CARD – READ OUT – MULTIPLE ANSWERS POSSIBLE)

Q.B2_1 Medical information (patient record, health information)

0 Not mentioned

1 Mentioned

v119 by v7, Absolute Values (Row Percent), weighted by v8

	v119	0	1	N Sum	N Valid Sum
v7					
AT	251 (24.9)	759 (75.1)	1010	1010	
BE	159 (15.6)	861 (84.4)	1020	1020	
BG	477 (47.7)	523 (52.3)	1000	1000	
CY	179 (35.7)	322 (64.3)	501	501	
CZ	128 (12.6)	887 (87.4)	1015	1015	
DE-E	90 (17.0)	440 (83.0)	530	530	
DE-W	112 (11.3)	877 (88.7)	989	989	
DK	128 (12.7)	879 (87.3)	1007	1007	
EE	190 (19.0)	810 (81.0)	1000	1000	
ES	350 (34.8)	656 (65.2)	1006	1006	
FI	200 (19.9)	803 (80.1)	1003	1003	
FR	183 (18.3)	817 (81.7)	1000	1000	
GB-GBN	167 (16.7)	833 (83.3)	1000	1000	
GB-NIR	42 (14.4)	249 (85.6)	291	291	
GR	376 (37.6)	624 (62.4)	1000	1000	
HU	399 (39.3)	615 (60.7)	1014	1014	
IE	69 (7.1)	906 (92.9)	975	975	
IT	344 (33.1)	695 (66.9)	1039	1039	
LT	353 (34.4)	673 (65.6)	1026	1026	
LU	77 (15.4)	424 (84.6)	501	501	
LV	235 (23.5)	765 (76.5)	1000	1000	
MT	103 (20.6)	397 (79.4)	500	500	
NL	141 (13.8)	883 (86.2)	1024	1024	
PL	535 (53.5)	465 (46.5)	1000	1000	
PT	519 (49.6)	527 (50.4)	1046	1046	
RO	507 (50.0)	506 (50.0)	1013	1013	
SE	114 (11.3)	896 (88.7)	1010	1010	
SI	97 (9.5)	923 (90.5)	1020	1020	
SK	162 (15.7)	872 (84.3)	1034	1034	
N Sum	6687	19887	26574		
N Valid Sum	6687	19887		26574	

v120 - QB2 PERSONAL DATA: FINGERPRINTS

Q.B2

ASK ALL

Which of the following types of information and data that are related to you do you consider as personal?

(SHOW CARD – READ OUT – MULTIPLE ANSWERS POSSIBLE)

Q.B2_2 Your fingerprints

0 Not mentioned

1 Mentioned

v120 by v7, Absolute Values (Row Percent), weighted by v8

	v120	0	1	N Sum	N Valid Sum
v7					
AT	300 (29.7)	710 (70.3)	1010	1010	
BE	454 (44.5)	566 (55.5)	1020	1020	
BG	272 (27.2)	728 (72.8)	1000	1000	
CY	150 (29.9)	351 (70.1)	501	501	
CZ	361 (35.6)	654 (64.4)	1015	1015	
DE-E	97 (18.3)	433 (81.7)	530	530	
DE-W	247 (25.0)	742 (75.0)	989	989	
DK	314 (31.2)	693 (68.8)	1007	1007	
EE	336 (33.6)	664 (66.4)	1000	1000	
ES	389 (38.7)	617 (61.3)	1006	1006	
FI	537 (53.5)	466 (46.5)	1003	1003	
FR	397 (39.7)	603 (60.3)	1000	1000	
GB-GBN	272 (27.2)	728 (72.8)	1000	1000	
GB-NIR	98 (33.7)	193 (66.3)	291	291	
GR	231 (23.1)	769 (76.9)	1000	1000	
HU	376 (37.1)	638 (62.9)	1014	1014	
IE	244 (25.0)	731 (75.0)	975	975	
IT	531 (51.1)	508 (48.9)	1039	1039	
LT	420 (40.9)	606 (59.1)	1026	1026	
LU	193 (38.5)	308 (61.5)	501	501	
LV	343 (34.3)	657 (65.7)	1000	1000	
MT	209 (41.8)	291 (58.2)	500	500	
NL	314 (30.7)	710 (69.3)	1024	1024	
PL	479 (47.9)	521 (52.1)	1000	1000	
PT	372 (35.6)	674 (64.4)	1046	1046	
RO	437 (43.1)	576 (56.9)	1013	1013	
SE	356 (35.2)	654 (64.8)	1010	1010	
SI	295 (28.9)	725 (71.1)	1020	1020	
SK	436 (42.2)	598 (57.8)	1034	1034	
N Sum	9460	17114	26574		
N Valid Sum	9460	17114		26574	

v121 - QB2 PERSONAL DATA: FINANCIAL INFO

Q.B2

ASK ALL

Which of the following types of information and data that are related to you do you consider as personal?

(SHOW CARD – READ OUT – MULTIPLE ANSWERS POSSIBLE)

Q.B2_3 Financial information (e. g salary, bank details, credit record)

0 Not mentioned

1 Mentioned

v121 by v7, Absolute Values (Row Percent), weighted by v8

	v121	0	1	N Sum	N Valid Sum
v7					
AT	269 (26.6)	741 (73.4)	1010	1010	
BE	189 (18.5)	831 (81.5)	1020	1020	
BG	453 (45.3)	547 (54.7)	1000	1000	
CY	149 (29.7)	352 (70.3)	501	501	
CZ	179 (17.6)	836 (82.4)	1015	1015	
DE-E	49 (9.2)	481 (90.8)	530	530	
DE-W	134 (13.5)	855 (86.5)	989	989	
DK	95 (9.4)	912 (90.6)	1007	1007	
EE	210 (21.0)	790 (79.0)	1000	1000	
ES	252 (25.0)	754 (75.0)	1006	1006	
FI	117 (11.7)	886 (88.3)	1003	1003	
FR	191 (19.1)	809 (80.9)	1000	1000	
GB-GBN	132 (13.2)	868 (86.8)	1000	1000	
GB-NIR	44 (15.1)	247 (84.9)	291	291	
GR	360 (36.0)	640 (64.0)	1000	1000	
HU	353 (34.8)	661 (65.2)	1014	1014	
IE	109 (11.2)	866 (88.8)	975	975	
IT	312 (30.0)	727 (70.0)	1039	1039	
LT	306 (29.8)	720 (70.2)	1026	1026	
LU	50 (10.0)	451 (90.0)	501	501	
LV	211 (21.1)	789 (78.9)	1000	1000	
MT	86 (17.2)	414 (82.8)	500	500	
NL	100 (9.8)	924 (90.2)	1024	1024	
PL	559 (55.9)	441 (44.1)	1000	1000	
PT	379 (36.2)	667 (63.8)	1046	1046	
RO	545 (53.8)	468 (46.2)	1013	1013	
SE	178 (17.6)	832 (82.4)	1010	1010	
SI	122 (12.0)	898 (88.0)	1020	1020	
SK	187 (18.1)	847 (81.9)	1034	1034	
N Sum	6320	20254	26574		
N Valid Sum	6320	20254		26574	

v122 - QB2 PERSONAL DATA: WORK HISTORY

Q.B2

ASK ALL

Which of the following types of information and data that are related to you do you consider as personal?

(SHOW CARD – READ OUT – MULTIPLE ANSWERS POSSIBLE)

Q.B2_4 Your work history

0 Not mentioned

1 Mentioned

v122 by v7, Absolute Values (Row Percent), weighted by v8

	v122	0	1	N Sum	N Valid Sum
v7					
AT	572 (56.6)	438 (43.4)	1010	1010	
BE	833 (81.7)	187 (18.3)	1020	1020	
BG	891 (89.1)	109 (10.9)	1000	1000	
CY	426 (85.0)	75 (15.0)	501	501	
CZ	755 (74.4)	260 (25.6)	1015	1015	
DE-E	253 (47.7)	277 (52.3)	530	530	
DE-W	505 (51.1)	484 (48.9)	989	989	
DK	799 (79.3)	208 (20.7)	1007	1007	
EE	809 (80.9)	191 (19.1)	1000	1000	
ES	649 (64.5)	357 (35.5)	1006	1006	
FI	811 (80.9)	192 (19.1)	1003	1003	
FR	809 (80.9)	191 (19.1)	1000	1000	
GB-GBN	553 (55.3)	447 (44.7)	1000	1000	
GB-NIR	205 (70.4)	86 (29.6)	291	291	
GR	811 (81.1)	189 (18.9)	1000	1000	
HU	837 (82.5)	177 (17.5)	1014	1014	
IE	508 (52.1)	467 (47.9)	975	975	
IT	878 (84.5)	161 (15.5)	1039	1039	
LT	808 (78.8)	218 (21.2)	1026	1026	
LU	377 (75.2)	124 (24.8)	501	501	
LV	817 (81.7)	183 (18.3)	1000	1000	
MT	372 (74.4)	128 (25.6)	500	500	
NL	665 (64.9)	359 (35.1)	1024	1024	
PL	759 (75.9)	241 (24.1)	1000	1000	
PT	797 (76.2)	249 (23.8)	1046	1046	
RO	899 (88.7)	114 (11.3)	1013	1013	
SE	779 (77.1)	231 (22.9)	1010	1010	
SI	725 (71.1)	295 (28.9)	1020	1020	
SK	836 (80.9)	198 (19.1)	1034	1034	
N Sum	19738	6836	26574		
N Valid Sum	19738	6836		26574	

v123 - QB2 PERSONAL DATA: NAT ID NUMBER

Q.B2

ASK ALL

Which of the following types of information and data that are related to you do you consider as personal?

(SHOW CARD – READ OUT – MULTIPLE ANSWERS POSSIBLE)

Q.B2_5 Your national identity number (USE APPROPRIATE TERM IN EACH COUNTRY) / card number / passport number

0 Not mentioned

1 Mentioned

v123 by v7, Absolute Values (Row Percent), weighted by v8

	v123	0	1	N Sum	N Valid Sum
v7					
AT	336 (33.3)	674 (66.7)	1010	1010	
BE	433 (42.5)	587 (57.5)	1020	1020	
BG	81 (8.1)	919 (91.9)	1000	1000	
CY	172 (34.3)	329 (65.7)	501	501	
CZ	103 (10.1)	912 (89.9)	1015	1015	
DE-E	104 (19.6)	426 (80.4)	530	530	
DE-W	240 (24.3)	749 (75.7)	989	989	
DK	110 (10.9)	897 (89.1)	1007	1007	
EE	148 (14.8)	852 (85.2)	1000	1000	
ES	273 (27.1)	733 (72.9)	1006	1006	
FI	155 (15.5)	848 (84.5)	1003	1003	
FR	359 (35.9)	641 (64.1)	1000	1000	
GB-GBN	234 (23.4)	766 (76.6)	1000	1000	
GB-NIR	73 (25.1)	218 (74.9)	291	291	
GR	194 (19.4)	806 (80.6)	1000	1000	
HU	317 (31.3)	697 (68.7)	1014	1014	
IE	181 (18.6)	794 (81.4)	975	975	
IT	479 (46.1)	560 (53.9)	1039	1039	
LT	185 (18.0)	841 (82.0)	1026	1026	
LU	163 (32.5)	338 (67.5)	501	501	
LV	143 (14.3)	857 (85.7)	1000	1000	
MT	236 (47.2)	264 (52.8)	500	500	
NL	320 (31.3)	704 (68.8)	1024	1024	
PL	155 (15.5)	845 (84.5)	1000	1000	
PT	282 (27.0)	764 (73.0)	1046	1046	
RO	197 (19.4)	816 (80.6)	1013	1013	
SE	193 (19.1)	817 (80.9)	1010	1010	
SI	258 (25.3)	762 (74.7)	1020	1020	
SK	114 (11.0)	920 (89.0)	1034	1034	
N Sum	6238	20336	26574		
N Valid Sum	6238	20336		26574	

v124 - QB2 PERSONAL DATA: NAME

Q.B2

ASK ALL

Which of the following types of information and data that are related to you do you consider as personal?

(SHOW CARD – READ OUT – MULTIPLE ANSWERS POSSIBLE)

Q.B2_6 Your name

0 Not mentioned

1 Mentioned

v124 by v7, Absolute Values (Row Percent), weighted by v8

	v124	0	1	N Sum	N Valid Sum
v7					
AT	343 (34.0)	667 (66.0)	1010	1010	
BE	661 (64.8)	359 (35.2)	1020	1020	
BG	638 (63.8)	362 (36.2)	1000	1000	
CY	386 (77.0)	115 (23.0)	501	501	
CZ	656 (64.6)	359 (35.4)	1015	1015	
DE-E	231 (43.6)	299 (56.4)	530	530	
DE-W	476 (48.1)	513 (51.9)	989	989	
DK	774 (76.9)	233 (23.1)	1007	1007	
EE	560 (56.0)	440 (44.0)	1000	1000	
ES	591 (58.7)	415 (41.3)	1006	1006	
FI	784 (78.2)	219 (21.8)	1003	1003	
FR	673 (67.3)	327 (32.7)	1000	1000	
GB-GBN	415 (41.5)	585 (58.5)	1000	1000	
GB-NIR	147 (50.5)	144 (49.5)	291	291	
GR	589 (58.9)	411 (41.1)	1000	1000	
HU	467 (46.1)	547 (53.9)	1014	1014	
IE	415 (42.6)	560 (57.4)	975	975	
IT	693 (66.7)	346 (33.3)	1039	1039	
LT	525 (51.2)	501 (48.8)	1026	1026	
LU	356 (71.1)	145 (28.9)	501	501	
LV	657 (65.7)	343 (34.3)	1000	1000	
MT	390 (78.0)	110 (22.0)	500	500	
NL	672 (65.6)	352 (34.4)	1024	1024	
PL	163 (16.3)	837 (83.7)	1000	1000	
PT	481 (46.0)	565 (54.0)	1046	1046	
RO	692 (68.3)	321 (31.7)	1013	1013	
SE	728 (72.1)	282 (27.9)	1010	1010	
SI	576 (56.5)	444 (43.5)	1020	1020	
SK	668 (64.6)	366 (35.4)	1034	1034	
N Sum	15407	11167	26574		
N Valid Sum	15407	11167		26574	

v125 - QB2 PERSONAL DATA: HOME ADDRESS

Q.B2

ASK ALL

Which of the following types of information and data that are related to you do you consider as personal?

(SHOW CARD – READ OUT – MULTIPLE ANSWERS POSSIBLE)

Q.B2_7 Your home address

0 Not mentioned

1 Mentioned

v125 by v7, Absolute Values (Row Percent), weighted by v8

	v125	0	1	N Sum	N Valid Sum
v7					
AT	256 (25.3)	754 (74.7)	1010	1010	
BE	570 (55.9)	450 (44.1)	1020	1020	
BG	574 (57.4)	426 (42.6)	1000	1000	
CY	333 (66.5)	168 (33.5)	501	501	
CZ	554 (54.6)	461 (45.4)	1015	1015	
DE-E	130 (24.5)	400 (75.5)	530	530	
DE-W	325 (32.9)	664 (67.1)	989	989	
DK	647 (64.3)	360 (35.7)	1007	1007	
EE	420 (42.0)	580 (58.0)	1000	1000	
ES	485 (48.2)	521 (51.8)	1006	1006	
FI	682 (68.0)	321 (32.0)	1003	1003	
FR	563 (56.3)	437 (43.7)	1000	1000	
GB-GBN	289 (28.9)	711 (71.1)	1000	1000	
GB-NIR	107 (36.8)	184 (63.2)	291	291	
GR	533 (53.3)	467 (46.7)	1000	1000	
HU	415 (40.9)	599 (59.1)	1014	1014	
IE	330 (33.8)	645 (66.2)	975	975	
IT	485 (46.7)	554 (53.3)	1039	1039	
LT	565 (55.1)	461 (44.9)	1026	1026	
LU	254 (50.7)	247 (49.3)	501	501	
LV	448 (44.8)	552 (55.2)	1000	1000	
MT	289 (57.8)	211 (42.2)	500	500	
NL	503 (49.1)	521 (50.9)	1024	1024	
PL	175 (17.5)	825 (82.5)	1000	1000	
PT	532 (50.9)	514 (49.1)	1046	1046	
RO	657 (64.9)	356 (35.1)	1013	1013	
SE	614 (60.8)	396 (39.2)	1010	1010	
SI	499 (48.9)	521 (51.1)	1020	1020	
SK	524 (50.7)	510 (49.3)	1034	1034	
N Sum	12758	13816	26574		
N Valid Sum	12758	13816		26574	

v126 - QB2 PERSONAL DATA: NATIONALITY

Q.B2

ASK ALL

Which of the following types of information and data that are related to you do you consider as personal?

(SHOW CARD – READ OUT – MULTIPLE ANSWERS POSSIBLE)

Q.B2_8 Your nationality

0 Not mentioned

1 Mentioned

v126 by v7, Absolute Values (Row Percent), weighted by v8

	v126	0	1	N Sum	N Valid Sum
v7					
AT	499 (49.4)	511 (50.6)	1010	1010	
BE	833 (81.7)	187 (18.3)	1020	1020	
BG	919 (91.9)	81 (8.1)	1000	1000	
CY	446 (89.0)	55 (11.0)	501	501	
CZ	839 (82.7)	176 (17.3)	1015	1015	
DE-E	359 (67.7)	171 (32.3)	530	530	
DE-W	613 (62.0)	376 (38.0)	989	989	
DK	856 (85.0)	151 (15.0)	1007	1007	
EE	783 (78.3)	217 (21.7)	1000	1000	
ES	736 (73.2)	270 (26.8)	1006	1006	
FI	909 (90.6)	94 (9.4)	1003	1003	
FR	801 (80.1)	199 (19.9)	1000	1000	
GB-GBN	556 (55.6)	444 (44.4)	1000	1000	
GB-NIR	189 (64.9)	102 (35.1)	291	291	
GR	902 (90.2)	98 (9.8)	1000	1000	
HU	764 (75.3)	250 (24.7)	1014	1014	
IE	670 (68.7)	305 (31.3)	975	975	
IT	911 (87.7)	128 (12.3)	1039	1039	
LT	812 (79.1)	214 (20.9)	1026	1026	
LU	394 (78.6)	107 (21.4)	501	501	
LV	804 (80.4)	196 (19.6)	1000	1000	
MT	429 (85.8)	71 (14.2)	500	500	
NL	778 (76.0)	246 (24.0)	1024	1024	
PL	672 (67.2)	328 (32.8)	1000	1000	
PT	839 (80.2)	207 (19.8)	1046	1046	
RO	899 (88.7)	114 (11.3)	1013	1013	
SE	817 (80.9)	193 (19.1)	1010	1010	
SI	755 (74.0)	265 (26.0)	1020	1020	
SK	847 (81.9)	187 (18.1)	1034	1034	
N Sum	20631	5943	26574		
N Valid Sum	20631	5943		26574	

v127 - QB2 PERSONAL DATA: ACTIVITIES

Q.B2

ASK ALL

Which of the following types of information and data that are related to you do you consider as personal?

(SHOW CARD – READ OUT – MULTIPLE ANSWERS POSSIBLE)

Q.B2_9 Things you do (e.g. hobbies, sports, places you go)

0 Not mentioned

1 Mentioned

v127 by v7, Absolute Values (Row Percent), weighted by v8

	v127	0	1	N Sum	N Valid Sum
v7					
AT	607 (60.1)	403 (39.9)	1010	1010	
BE	831 (81.5)	189 (18.5)	1020	1020	
BG	912 (91.2)	88 (8.8)	1000	1000	
CY	461 (92.0)	40 (8.0)	501	501	
CZ	802 (79.0)	213 (21.0)	1015	1015	
DE-E	262 (49.4)	268 (50.6)	530	530	
DE-W	550 (55.6)	439 (44.4)	989	989	
DK	756 (75.1)	251 (24.9)	1007	1007	
EE	818 (81.8)	182 (18.2)	1000	1000	
ES	732 (72.8)	274 (27.2)	1006	1006	
FI	877 (87.4)	126 (12.6)	1003	1003	
FR	823 (82.3)	177 (17.7)	1000	1000	
GB-GBN	678 (67.8)	322 (32.2)	1000	1000	
GB-NIR	229 (78.7)	62 (21.3)	291	291	
GR	849 (84.9)	151 (15.1)	1000	1000	
HU	870 (85.8)	144 (14.2)	1014	1014	
IE	746 (76.5)	229 (23.5)	975	975	
IT	854 (82.2)	185 (17.8)	1039	1039	
LT	911 (88.8)	115 (11.2)	1026	1026	
LU	395 (78.8)	106 (21.2)	501	501	
LV	821 (82.1)	179 (17.9)	1000	1000	
MT	447 (89.4)	53 (10.6)	500	500	
NL	693 (67.7)	331 (32.3)	1024	1024	
PL	878 (87.8)	122 (12.2)	1000	1000	
PT	897 (85.8)	149 (14.2)	1046	1046	
RO	920 (90.8)	93 (9.2)	1013	1013	
SE	661 (65.4)	349 (34.6)	1010	1010	
SI	797 (78.1)	223 (21.9)	1020	1020	
SK	878 (84.9)	156 (15.1)	1034	1034	
N Sum	20955	5619	26574		
N Valid Sum	20955	5619		26574	

v128 - QB2 PERSONAL DATA: TASTES/OPINIONS

Q.B2

ASK ALL

Which of the following types of information and data that are related to you do you consider as personal?

(SHOW CARD – READ OUT – MULTIPLE ANSWERS POSSIBLE)

Q.B2_10 Your tastes and opinions

0 Not mentioned

1 Mentioned

v128 by v7, Absolute Values (Row Percent), weighted by v8

	v128	0	1	N Sum	N Valid Sum
v7					
AT	595 (58.9)	415 (41.1)	1010	1010	
BE	766 (75.1)	254 (24.9)	1020	1020	
BG	937 (93.7)	63 (6.3)	1000	1000	
CY	452 (90.2)	49 (9.8)	501	501	
CZ	819 (80.7)	196 (19.3)	1015	1015	
DE-E	267 (50.4)	263 (49.6)	530	530	
DE-W	495 (50.1)	494 (49.9)	989	989	
DK	703 (69.8)	304 (30.2)	1007	1007	
EE	808 (80.8)	192 (19.2)	1000	1000	
ES	736 (73.2)	270 (26.8)	1006	1006	
FI	799 (79.7)	204 (20.3)	1003	1003	
FR	673 (67.3)	327 (32.7)	1000	1000	
GB-GBN	674 (67.4)	326 (32.6)	1000	1000	
GB-NIR	224 (77.0)	67 (23.0)	291	291	
GR	756 (75.6)	244 (24.4)	1000	1000	
HU	860 (84.8)	154 (15.2)	1014	1014	
IE	733 (75.2)	242 (24.8)	975	975	
IT	883 (85.0)	156 (15.0)	1039	1039	
LT	928 (90.4)	98 (9.6)	1026	1026	
LU	378 (75.4)	123 (24.6)	501	501	
LV	843 (84.3)	157 (15.7)	1000	1000	
MT	451 (90.2)	49 (9.8)	500	500	
NL	730 (71.3)	294 (28.7)	1024	1024	
PL	889 (88.9)	111 (11.1)	1000	1000	
PT	878 (83.9)	168 (16.1)	1046	1046	
RO	920 (90.8)	93 (9.2)	1013	1013	
SE	581 (57.5)	429 (42.5)	1010	1010	
SI	829 (81.3)	191 (18.7)	1020	1020	
SK	876 (84.7)	158 (15.3)	1034	1034	
N Sum	20483	6091	26574		
N Valid Sum	20483	6091		26574	

v129 - QB2 PERSONAL DATA: PHOTOS

Q.B2

ASK ALL

Which of the following types of information and data that are related to you do you consider as personal?

(SHOW CARD – READ OUT – MULTIPLE ANSWERS POSSIBLE)

Q.B2_11 Photos of you

0 Not mentioned

1 Mentioned

v129 by v7, Absolute Values (Row Percent), weighted by v8

	v129	0	1	N Sum	N Valid Sum
v7					
AT	427 (42.3)	583 (57.7)	1010	1010	
BE	586 (57.5)	434 (42.5)	1020	1020	
BG	721 (72.1)	279 (27.9)	1000	1000	
CY	339 (67.7)	162 (32.3)	501	501	
CZ	576 (56.7)	439 (43.3)	1015	1015	
DE-E	155 (29.2)	375 (70.8)	530	530	
DE-W	339 (34.3)	650 (65.7)	989	989	
DK	541 (53.7)	466 (46.3)	1007	1007	
EE	592 (59.2)	408 (40.8)	1000	1000	
ES	598 (59.4)	408 (40.6)	1006	1006	
FI	619 (61.7)	384 (38.3)	1003	1003	
FR	486 (48.6)	514 (51.4)	1000	1000	
GB-GBN	451 (45.1)	549 (54.9)	1000	1000	
GB-NIR	145 (49.8)	146 (50.2)	291	291	
GR	590 (59.0)	410 (41.0)	1000	1000	
HU	589 (58.1)	425 (41.9)	1014	1014	
IE	421 (43.2)	554 (56.8)	975	975	
IT	619 (59.6)	420 (40.4)	1039	1039	
LT	624 (60.8)	402 (39.2)	1026	1026	
LU	246 (49.1)	255 (50.9)	501	501	
LV	552 (55.2)	448 (44.8)	1000	1000	
MT	228 (45.6)	272 (54.4)	500	500	
NL	452 (44.1)	572 (55.9)	1024	1024	
PL	619 (61.9)	381 (38.1)	1000	1000	
PT	621 (59.4)	425 (40.6)	1046	1046	
RO	822 (81.1)	191 (18.9)	1013	1013	
SE	503 (49.8)	507 (50.2)	1010	1010	
SI	548 (53.7)	472 (46.3)	1020	1020	
SK	615 (59.5)	419 (40.5)	1034	1034	
N Sum	14624	11950	26574		
N Valid Sum	14624	11950		26574	

v130 - QB2 PERSONAL DATA: FRIENDS

Q.B2

ASK ALL

Which of the following types of information and data that are related to you do you consider as personal?

(SHOW CARD – READ OUT – MULTIPLE ANSWERS POSSIBLE)

Q.B2_12 Who your friends are

0 Not mentioned

1 Mentioned

v130 by v7, Absolute Values (Row Percent), weighted by v8

	v130	0	1	N Sum	N Valid Sum
v7					
AT	609 (60.3)	401 (39.7)	1010	1010	
BE	767 (75.2)	253 (24.8)	1020	1020	
BG	927 (92.7)	73 (7.3)	1000	1000	
CY	447 (89.2)	54 (10.8)	501	501	
CZ	737 (72.6)	278 (27.4)	1015	1015	
DE-E	229 (43.2)	301 (56.8)	530	530	
DE-W	483 (48.8)	506 (51.2)	989	989	
DK	676 (67.1)	331 (32.9)	1007	1007	
EE	782 (78.2)	218 (21.8)	1000	1000	
ES	746 (74.2)	260 (25.8)	1006	1006	
FI	735 (73.3)	268 (26.7)	1003	1003	
FR	671 (67.1)	329 (32.9)	1000	1000	
GB-GBN	571 (57.1)	429 (42.9)	1000	1000	
GB-NIR	186 (63.9)	105 (36.1)	291	291	
GR	809 (80.9)	191 (19.1)	1000	1000	
HU	796 (78.5)	218 (21.5)	1014	1014	
IE	615 (63.1)	360 (36.9)	975	975	
IT	873 (84.0)	166 (16.0)	1039	1039	
LT	816 (79.5)	210 (20.5)	1026	1026	
LU	342 (68.3)	159 (31.7)	501	501	
LV	757 (75.7)	243 (24.3)	1000	1000	
MT	432 (86.4)	68 (13.6)	500	500	
NL	598 (58.4)	426 (41.6)	1024	1024	
PL	866 (86.6)	134 (13.4)	1000	1000	
PT	893 (85.4)	153 (14.6)	1046	1046	
RO	923 (91.1)	90 (8.9)	1013	1013	
SE	628 (62.2)	382 (37.8)	1010	1010	
SI	753 (73.8)	267 (26.2)	1020	1020	
SK	843 (81.5)	191 (18.5)	1034	1034	
N Sum	19510	7064	26574		
N Valid Sum	19510	7064		26574	

v131 - QB2 PERSONAL DATA: WEBSITE VISITS

Q.B2

ASK ALL

Which of the following types of information and data that are related to you do you consider as personal?

(SHOW CARD – READ OUT – MULTIPLE ANSWERS POSSIBLE)

Q.B2_13 Websites you visit

0 Not mentioned

1 Mentioned

v131 by v7, Absolute Values (Row Percent), weighted by v8

	v131	0	1	N Sum	N Valid Sum
v7					
AT	673 (66.6)	337 (33.4)	1010	1010	
BE	833 (81.7)	187 (18.3)	1020	1020	
BG	940 (94.0)	60 (6.0)	1000	1000	
CY	454 (90.6)	47 (9.4)	501	501	
CZ	793 (78.1)	222 (21.9)	1015	1015	
DE-E	281 (53.0)	249 (47.0)	530	530	
DE-W	590 (59.7)	399 (40.3)	989	989	
DK	600 (59.6)	407 (40.4)	1007	1007	
EE	823 (82.3)	177 (17.7)	1000	1000	
ES	829 (82.4)	177 (17.6)	1006	1006	
FI	740 (73.8)	263 (26.2)	1003	1003	
FR	760 (76.0)	240 (24.0)	1000	1000	
GB-GBN	588 (58.8)	412 (41.2)	1000	1000	
GB-NIR	206 (70.8)	85 (29.2)	291	291	
GR	839 (83.9)	161 (16.1)	1000	1000	
HU	893 (88.1)	121 (11.9)	1014	1014	
IE	663 (68.0)	312 (32.0)	975	975	
IT	926 (89.1)	113 (10.9)	1039	1039	
LT	903 (88.0)	123 (12.0)	1026	1026	
LU	356 (71.1)	145 (28.9)	501	501	
LV	842 (84.2)	158 (15.8)	1000	1000	
MT	433 (86.6)	67 (13.4)	500	500	
NL	618 (60.4)	406 (39.6)	1024	1024	
PL	896 (89.6)	104 (10.4)	1000	1000	
PT	951 (90.9)	95 (9.1)	1046	1046	
RO	958 (94.6)	55 (5.4)	1013	1013	
SE	564 (55.8)	446 (44.2)	1010	1010	
SI	846 (82.9)	174 (17.1)	1020	1020	
SK	847 (81.9)	187 (18.1)	1034	1034	
N Sum	20645	5929	26574		
N Valid Sum	20645	5929		26574	

v132 - QB2 PERSONAL DATA: MOBILE PHONE

Q.B2

ASK ALL

Which of the following types of information and data that are related to you do you consider as personal?

(SHOW CARD – READ OUT – MULTIPLE ANSWERS POSSIBLE)

Q.B2_14 Your mobile phone number

0 Not mentioned

1 Mentioned

v132 by v7, Absolute Values (Row Percent), weighted by v8

	v132	0	1	N Sum	N Valid Sum
v7					
AT	351 (34.8)	659 (65.2)	1010	1010	
BE	533 (52.3)	487 (47.7)	1020	1020	
BG	619 (61.9)	381 (38.1)	1000	1000	
CY	269 (53.7)	232 (46.3)	501	501	
CZ	367 (36.2)	648 (63.8)	1015	1015	
DE-E	153 (28.9)	377 (71.1)	530	530	
DE-W	362 (36.6)	627 (63.4)	989	989	
DK	572 (56.8)	435 (43.2)	1007	1007	
EE	460 (46.0)	540 (54.0)	1000	1000	
ES	593 (58.9)	413 (41.1)	1006	1006	
FI	676 (67.4)	327 (32.6)	1003	1003	
FR	498 (49.8)	502 (50.2)	1000	1000	
GB-GBN	346 (34.6)	654 (65.4)	1000	1000	
GB-NIR	100 (34.4)	191 (65.6)	291	291	
GR	496 (49.6)	504 (50.4)	1000	1000	
HU	579 (57.1)	435 (42.9)	1014	1014	
IE	369 (37.8)	606 (62.2)	975	975	
IT	519 (50.0)	520 (50.0)	1039	1039	
LT	489 (47.7)	537 (52.3)	1026	1026	
LU	217 (43.3)	284 (56.7)	501	501	
LV	426 (42.6)	574 (57.4)	1000	1000	
MT	239 (47.8)	261 (52.2)	500	500	
NL	452 (44.1)	572 (55.9)	1024	1024	
PL	509 (50.9)	491 (49.1)	1000	1000	
PT	543 (51.9)	503 (48.1)	1046	1046	
RO	732 (72.3)	281 (27.7)	1013	1013	
SE	602 (59.6)	408 (40.4)	1010	1010	
SI	516 (50.6)	504 (49.4)	1020	1020	
SK	483 (46.7)	551 (53.3)	1034	1034	
N Sum	13070	13504	26574		
N Valid Sum	13070	13504		26574	

v133 - QB2 PERSONAL DATA: OTHER

Q.B2

ASK ALL

Which of the following types of information and data that are related to you do you consider as personal?

(SHOW CARD – READ OUT – MULTIPLE ANSWERS POSSIBLE)

Q.B2_15 Other (SPONTANEOUS)

0 Not mentioned

1 Mentioned

v133 by v7, Absolute Values (Row Percent), weighted by v8

v7	v133	0	1	N Sum	N Valid Sum
AT	968 (95.8)	42 (4.2)		1010	1010
BE	1016 (99.6)	4 (0.4)		1020	1020
BG	1000 (100.0)			1000	1000
CY	497 (99.2)	4 (0.8)		501	501
CZ	1014 (99.9)	1 (0.1)		1015	1015
DE-E	529 (99.8)	1 (0.2)		530	530
DE-W	989 (100.0)			989	989
DK	1007 (100.0)			1007	1007
EE	992 (99.2)	8 (0.8)		1000	1000
ES	1006 (100.0)			1006	1006
FI	1000 (99.7)	3 (0.3)		1003	1003
FR	996 (99.6)	4 (0.4)		1000	1000
GB-GBN	988 (98.8)	12 (1.2)		1000	1000
GB-NIR	289 (99.3)	2 (0.7)		291	291
GR	989 (98.9)	11 (1.1)		1000	1000
HU	1011 (99.7)	3 (0.3)		1014	1014
IE	952 (97.6)	23 (2.4)		975	975
IT	1032 (99.3)	7 (0.7)		1039	1039
LT	1020 (99.4)	6 (0.6)		1026	1026
LU	500 (99.8)	1 (0.2)		501	501
LV	1000 (100.0)			1000	1000
MT	500 (100.0)			500	500
NL	1023 (99.9)	1 (0.1)		1024	1024
PL	999 (99.9)	1 (0.1)		1000	1000
PT	1043 (99.7)	3 (0.3)		1046	1046
RO	1005 (99.2)	8 (0.8)		1013	1013
SE	1007 (99.7)	3 (0.3)		1010	1010
SI	1013 (99.3)	7 (0.7)		1020	1020
SK	1034 (100.0)			1034	1034
N Sum	26419	155		26574	
N Valid Sum	26419	155			26574

v134 - QB2 PERSONAL DATA: NONE

Q.B2

ASK ALL

Which of the following types of information and data that are related to you do you consider as personal?

(SHOW CARD – READ OUT – MULTIPLE ANSWERS POSSIBLE)

Q.B2_16 None (SPONTANEOUS)

0 Not mentioned

1 Mentioned

v134 by v7, Absolute Values (Row Percent), weighted by v8

	v134	0	1	N Sum	N Valid Sum
v7					
AT	994 (98.4)	16 (1.6)		1010	1010
BE	1012 (99.2)	8 (0.8)		1020	1020
BG	999 (99.9)	1 (0.1)		1000	1000
CY	496 (99.0)	5 (1.0)		501	501
CZ	1012 (99.7)	3 (0.3)		1015	1015
DE-E	526 (99.2)	4 (0.8)		530	530
DE-W	983 (99.4)	6 (0.6)		989	989
DK	1002 (99.5)	5 (0.5)		1007	1007
EE	992 (99.2)	8 (0.8)		1000	1000
ES	993 (98.7)	13 (1.3)		1006	1006
FI	977 (97.4)	26 (2.6)		1003	1003
FR	994 (99.4)	6 (0.6)		1000	1000
GB-GBN	990 (99.0)	10 (1.0)		1000	1000
GB-NIR	288 (99.0)	3 (1.0)		291	291
GR	990 (99.0)	10 (1.0)		1000	1000
HU	1005 (99.1)	9 (0.9)		1014	1014
IE	973 (99.8)	2 (0.2)		975	975
IT	1017 (97.9)	22 (2.1)		1039	1039
LT	1014 (98.8)	12 (1.2)		1026	1026
LU	497 (99.2)	4 (0.8)		501	501
LV	993 (99.3)	7 (0.7)		1000	1000
MT	496 (99.2)	4 (0.8)		500	500
NL	1018 (99.4)	6 (0.6)		1024	1024
PL	987 (98.7)	13 (1.3)		1000	1000
PT	1030 (98.5)	16 (1.5)		1046	1046
RO	1002 (98.9)	11 (1.1)		1013	1013
SE	1001 (99.1)	9 (0.9)		1010	1010
SI	1011 (99.1)	9 (0.9)		1020	1020
SK	1032 (99.8)	2 (0.2)		1034	1034
N Sum	26324	250		26574	
N Valid Sum	26324	250			26574

v135 - QB2 PERSONAL DATA: DK

Q.B2

ASK ALL

Which of the following types of information and data that are related to you do you consider as personal?

(SHOW CARD – READ OUT – MULTIPLE ANSWERS POSSIBLE)

Q.B2_17 DK

0 Not mentioned

1 Mentioned

v135 by v7, Absolute Values (Row Percent), weighted by v8

	v135	0	1	N Sum	N Valid Sum
v7					
AT	989 (97.9)	21 (2.1)		1010	1010
BE	1017 (99.7)	3 (0.3)		1020	1020
BG	983 (98.3)	17 (1.7)		1000	1000
CY	501 (100.0)			501	501
CZ	1015 (100.0)			1015	1015
DE-E	527 (99.4)	3 (0.6)		530	530
DE-W	983 (99.4)	6 (0.6)		989	989
DK	995 (98.8)	12 (1.2)		1007	1007
EE	993 (99.3)	7 (0.7)		1000	1000
ES	1003 (99.7)	3 (0.3)		1006	1006
FI	1003 (100.0)			1003	1003
FR	993 (99.3)	7 (0.7)		1000	1000
GB-GBN	995 (99.5)	5 (0.5)		1000	1000
GB-NIR	291 (100.0)			291	291
GR	997 (99.7)	3 (0.3)		1000	1000
HU	1013 (99.9)	1 (0.1)		1014	1014
IE	974 (99.9)	1 (0.1)		975	975
IT	1033 (99.4)	6 (0.6)		1039	1039
LT	1016 (99.0)	10 (1.0)		1026	1026
LU	496 (99.0)	5 (1.0)		501	501
LV	998 (99.8)	2 (0.2)		1000	1000
MT	497 (99.4)	3 (0.6)		500	500
NL	1023 (99.9)	1 (0.1)		1024	1024
PL	980 (98.0)	20 (2.0)		1000	1000
PT	1015 (97.0)	31 (3.0)		1046	1046
RO	971 (95.9)	42 (4.1)		1013	1013
SE	1009 (99.9)	1 (0.1)		1010	1010
SI	1019 (99.9)	1 (0.1)		1020	1020
SK	1032 (99.8)	2 (0.2)		1034	1034
N Sum	26361	213		26574	
N Valid Sum	26361	213			26574

v136 - QB3 INFO DISCLOSURE: USERNAMES/PASSWORDS

Q.B3

For each of the following statements, could you please tell me whether you totally agree, tend to agree, tend to disagree or totally disagree?

(SHOW CARD WITH SCALE – ONE ANSWER PER LINE – READ OUT – ROTATE)

Q.B3_1 Nowadays you need to log into several systems using several usernames and passwords

- 1 Totally agree
- 2 Tend to agree
- 3 Tend to disagree
- 4 Totally disagree
- 5 Not applicable (SPONTANEOUS)
- 6 DK

v136 by v7, Absolute Values (Row Percent), weighted by v8

v7	v136	1	2	3	4	5	6	N Sum	N Valid Sum
						M	M		
AT	265 (34.1)	386 (49.7)	86 (11.1)	39 (5.0)	154	80		1010	776
BE	298 (34.2)	356 (40.9)	148 (17.0)	69 (7.9)	134	15		1020	871
BG	166 (28.1)	280 (47.5)	83 (14.1)	61 (10.3)	254	156		1000	590
CY	119 (36.6)	131 (40.3)	35 (10.8)	40 (12.3)	113	63		501	325
CZ	232 (28.2)	411 (50.0)	152 (18.5)	27 (3.3)	72	121		1015	822
DE-E	273 (59.2)	135 (29.3)	28 (6.1)	25 (5.4)	44	26		531	461
DE-W	454 (52.1)	318 (36.5)	58 (6.7)	41 (4.7)	72	47		990	871
DK	647 (70.2)	212 (23.0)	50 (5.4)	13 (1.4)	63	22		1007	922
EE	436 (56.8)	224 (29.2)	57 (7.4)	51 (6.6)	198	34		1000	768
ES	194 (25.9)	264 (35.2)	107 (14.3)	185 (24.7)	216	40		1006	750
FI	511 (54.8)	339 (36.3)	53 (5.7)	30 (3.2)	70			1003	933
FR	290 (37.2)	264 (33.9)	88 (11.3)	137 (17.6)	180	40		999	779
GB-GBN	385 (47.4)	291 (35.8)	79 (9.7)	57 (7.0)	157	31		1000	812
GB-NIR	111 (49.6)	80 (35.7)	22 (9.8)	11 (4.9)	51	17		292	224
GR	151 (20.2)	393 (52.6)	118 (15.8)	85 (11.4)	182	70		999	747
HU	231 (31.4)	337 (45.9)	106 (14.4)	61 (8.3)	152	128		1015	735
IE	263 (37.6)	337 (48.1)	77 (11.0)	23 (3.3)	175	101		976	700
IT	181 (22.3)	421 (51.9)	125 (15.4)	84 (10.4)	113	117		1041	811
LT	253 (37.4)	224 (33.1)	90 (13.3)	109 (16.1)	268	82		1026	676
LU	140 (36.7)	134 (35.2)	49 (12.9)	58 (15.2)	90	31		502	381
LV	332 (43.1)	329 (42.7)	69 (8.9)	41 (5.3)	198	31		1000	771
MT	143 (43.5)	136 (41.3)	21 (6.4)	29 (8.8)	120	51		500	329
NL	511 (53.7)	332 (34.9)	74 (7.8)	35 (3.7)	46	26		1024	952
PL	154 (25.7)	265 (44.2)	118 (19.7)	63 (10.5)	363	37		1000	600
PT	88 (12.4)	364 (51.2)	167 (23.5)	92 (12.9)	284	52		1047	711
RO	162 (28.5)	244 (42.9)	77 (13.5)	86 (15.1)	120	324		1013	569
SE	685 (75.1)	151 (16.6)	40 (4.4)	36 (3.9)	83	15		1010	912
SI	391 (48.3)	319 (39.4)	62 (7.7)	37 (4.6)	147	64		1020	809
SK	232 (27.4)	396 (46.8)	139 (16.4)	80 (9.4)	166	23		1036	847
N Sum		8298	8073	2378	1705	4285	1844	26583	
N Valid Sum		8298	8073	2378	1705				20454

v137 - QB3 INFO DISCLOSURE: GOVERNMENT REQUESTS

Q.B3

For each of the following statements, could you please tell me whether you totally agree, tend to agree, tend to disagree or totally disagree?

(SHOW CARD WITH SCALE – ONE ANSWER PER LINE – READ OUT – ROTATE)

Q.B3_2 The (NATIONALITY) Government asks you for more and more personal information

- 1 Totally agree
- 2 Tend to agree
- 3 Tend to disagree
- 4 Totally disagree
- 5 Not applicable (SPONTANEOUS)
- 6 DK

v137 by v7, Absolute Values (Row Percent), weighted by v8

v7	v137	1	2	3	4	5	6	N Sum	N Valid Sum
						M	M		
AT	230 (24.3)	468 (49.5)	197 (20.8)	51 (5.4)	42	22		1010	946
BE	155 (16.0)	435 (44.9)	286 (29.5)	93 (9.6)	31	21		1021	969
BG	225 (24.8)	433 (47.7)	145 (16.0)	105 (11.6)	11	81		1000	908
CY	148 (30.8)	162 (33.7)	114 (23.7)	57 (11.9)	1	18		500	481
CZ	223 (23.0)	407 (42.0)	264 (27.2)	76 (7.8)	9	36		1015	970
DE-E	245 (47.3)	190 (36.7)	59 (11.4)	24 (4.6)	4	9		531	518
DE-W	348 (35.9)	389 (40.1)	170 (17.5)	63 (6.5)	3	16		989	970
DK	330 (34.4)	310 (32.3)	238 (24.8)	81 (8.4)	16	33		1008	959
EE	141 (15.4)	257 (28.0)	284 (31.0)	235 (25.6)	58	25		1000	917
ES	292 (31.3)	408 (43.7)	154 (16.5)	79 (8.5)	17	55		1005	933
FI	145 (15.7)	303 (32.7)	334 (36.1)	144 (15.6)	76			1002	926
FR	208 (22.3)	289 (31.0)	285 (30.6)	149 (16.0)	17	52		1000	931
GB-GBN	299 (31.3)	349 (36.6)	213 (22.3)	93 (9.7)	10	37		1001	954
GB-NIR	91 (34.1)	112 (41.9)	48 (18.0)	16 (6.0)	4	20		291	267
GR	353 (36.5)	482 (49.8)	85 (8.8)	48 (5.0)	19	14		1001	968
HU	176 (18.9)	343 (36.8)	268 (28.8)	144 (15.5)	67	16		1014	931
IE	272 (30.8)	398 (45.0)	146 (16.5)	68 (7.7)	29	63		976	884
IT	310 (32.2)	480 (49.8)	125 (13.0)	49 (5.1)	28	48		1040	964
LT	133 (15.1)	292 (33.3)	269 (30.6)	184 (21.0)	83	65		1026	878
LU	55 (12.1)	117 (25.7)	174 (38.2)	109 (24.0)	18	28		501	455
LV	160 (16.8)	278 (29.3)	328 (34.5)	184 (19.4)	24	27		1001	950
MT	64 (14.3)	129 (28.9)	153 (34.2)	101 (22.6)	1	52		500	447
NL	310 (31.3)	354 (35.8)	259 (26.2)	66 (6.7)	9	25		1023	989
PL	224 (25.4)	381 (43.2)	224 (25.4)	52 (5.9)	31	89		1001	881
PT	177 (18.3)	551 (57.0)	167 (17.3)	71 (7.3)	43	36		1045	966
RO	125 (16.2)	309 (40.0)	165 (21.4)	173 (22.4)	27	215		1014	772
SE	125 (13.4)	285 (30.5)	241 (25.8)	282 (30.2)	27	49		1009	933
SI	353 (36.1)	378 (38.7)	172 (17.6)	74 (7.6)	17	25		1019	977
SK	140 (15.0)	395 (42.2)	315 (33.7)	86 (9.2)	39	58		1033	936
N Sum	6057	9684	5882	2957	761	1235		26576	
N Valid Sum	6057	9684	5882	2957					24580

v138 - QB3 INFO DISCLOSURE: INTERNET OBLIGES

Q.B3

For each of the following statements, could you please tell me whether you totally agree, tend to agree, tend to disagree or totally disagree?

(SHOW CARD WITH SCALE – ONE ANSWER PER LINE – READ OUT – ROTATE)

Q.B3_3 You feel obliged to disclose personal information on the Internet

- 1 Totally agree
- 2 Tend to agree
- 3 Tend to disagree
- 4 Totally disagree
- 5 Not applicable (SPONTANEOUS)
- 6 DK

v138 by v7, Absolute Values (Row Percent), weighted by v8

v7	v138	1	2	3	4	5	6	N Sum	N Valid Sum
						M	M		
AT	42 (5.5)	198 (25.7)	251 (32.6)	279 (36.2)	221	18		1009	770
BE	44 (5.2)	197 (23.1)	270 (31.7)	340 (40.0)	164	5		1020	851
BG	76 (14.8)	118 (23.0)	117 (22.8)	202 (39.4)	401	86		1000	513
CY	29 (10.8)	56 (20.8)	59 (21.9)	125 (46.5)	196	36		501	269
CZ	135 (17.2)	333 (42.3)	224 (28.5)	95 (12.1)	152	77		1016	787
DE-E	28 (6.2)	84 (18.5)	109 (24.0)	234 (51.4)	74	2		531	455
DE-W	44 (5.0)	141 (16.1)	215 (24.5)	478 (54.4)	95	15		988	878
DK	188 (20.6)	279 (30.6)	235 (25.7)	211 (23.1)	63	31		1007	913
EE	70 (9.2)	170 (22.3)	222 (29.1)	302 (39.5)	206	30		1000	764
ES	99 (13.9)	232 (32.6)	159 (22.4)	221 (31.1)	259	36		1006	711
FI	102 (11.5)	278 (31.4)	256 (28.9)	250 (28.2)	117			1003	886
FR	74 (9.3)	149 (18.7)	196 (24.6)	377 (47.4)	183	21		1000	796
GB-GBN	96 (11.8)	266 (32.8)	212 (26.1)	237 (29.2)	173	15		999	811
GB-NIR	23 (11.4)	67 (33.2)	59 (29.2)	53 (26.2)	76	13		291	202
GR	40 (6.2)	180 (28.0)	165 (25.7)	257 (40.0)	339	19		1000	642
HU	40 (5.2)	160 (20.6)	205 (26.5)	370 (47.7)	173	65		1013	775
IE	102 (14.8)	268 (38.8)	166 (24.0)	155 (22.4)	220	64		975	691
IT	108 (13.5)	321 (40.2)	193 (24.2)	176 (22.1)	144	97		1039	798
LT	54 (7.8)	179 (25.8)	197 (28.4)	264 (38.0)	246	87		1027	694
LU	37 (9.3)	92 (23.2)	99 (25.0)	168 (42.4)	86	18		500	396
LV	30 (3.8)	77 (9.6)	260 (32.5)	433 (54.1)	190	11		1001	800
MT	13 (4.0)	45 (13.8)	118 (36.1)	151 (46.2)	149	26		502	327
NL	71 (7.2)	193 (19.7)	268 (27.3)	448 (45.7)	39	5		1024	980
PL	35 (5.4)	152 (23.3)	260 (39.8)	206 (31.5)	318	29		1000	653
PT	29 (4.7)	185 (30.2)	183 (29.9)	216 (35.2)	414	19		1046	613
RO	54 (10.3)	142 (27.0)	133 (25.3)	197 (37.5)	282	205		1013	526
SE	108 (11.7)	291 (31.5)	196 (21.2)	330 (35.7)	81	4		1010	925
SI	13 (1.7)	70 (9.1)	219 (28.6)	465 (60.6)	203	50		1020	767
SK	14 (1.5)	119 (13.0)	306 (33.4)	478 (52.1)	114	4		1035	917
N Sum	1798	5042	5552	7718	5378	1088		26576	
N Valid Sum	1798	5042	5552	7718					20110

v139 - QB3 INFO DISCLOSURE: E-SHOPPING OBLIGES

Q.B3

For each of the following statements, could you please tell me whether you totally agree, tend to agree, tend to disagree or totally disagree?

(SHOW CARD WITH SCALE – ONE ANSWER PER LINE – READ OUT – ROTATE)

Q.B3_4 There is no alternative than to disclose personal information if one wants to obtain products or services

- 1 Totally agree
- 2 Tend to agree
- 3 Tend to disagree
- 4 Totally disagree
- 5 Not applicable (SPONTANEOUS)
- 6 DK

v139 by v7, Absolute Values (Row Percent), weighted by v8

	v139	1	2	3	4	5	6	N Sum	N Valid Sum
v7						M	M		
AT	191 (21.3)	416 (46.4)	167 (18.6)	122 (13.6)	77	36	1009	896	
BE	136 (14.3)	409 (42.9)	261 (27.4)	148 (15.5)	51	16	1021	954	
BG	246 (28.3)	396 (45.6)	114 (13.1)	113 (13.0)	54	77	1000	869	
CY	152 (33.0)	157 (34.1)	93 (20.2)	59 (12.8)	8	32	501	461	
CZ	198 (20.3)	508 (52.0)	212 (21.7)	59 (6.0)	14	24	1015	977	
DE-E	128 (25.2)	212 (41.8)	100 (19.7)	67 (13.2)	15	8	530	507	
DE-W	205 (21.9)	431 (46.0)	172 (18.4)	129 (13.8)	22	30	989	937	
DK	323 (34.7)	287 (30.8)	180 (19.3)	142 (15.2)	46	28	1006	932	
EE	193 (23.2)	347 (41.7)	165 (19.8)	128 (15.4)	128	38	999	833	
ES	193 (21.3)	412 (45.5)	179 (19.8)	122 (13.5)	58	42	1006	906	
FI	265 (27.8)	438 (46.0)	154 (16.2)	96 (10.1)	50		1003	953	
FR	187 (20.5)	318 (34.8)	190 (20.8)	219 (24.0)	52	33	999	914	
GB-GBN	199 (21.2)	451 (48.0)	181 (19.3)	108 (11.5)	31	30	1000	939	
GB-NIR	74 (28.5)	129 (49.6)	38 (14.6)	19 (7.3)	20	12	292	260	
GR	158 (17.2)	409 (44.5)	184 (20.0)	169 (18.4)	47	33	1000	920	
HU	135 (18.6)	316 (43.5)	149 (20.5)	127 (17.5)	183	104	1014	727	
IE	165 (19.9)	447 (53.9)	137 (16.5)	81 (9.8)	55	91	976	830	
IT	127 (13.4)	486 (51.2)	209 (22.0)	128 (13.5)	36	54	1040	950	
LT	133 (16.4)	261 (32.2)	233 (28.7)	184 (22.7)	129	87	1027	811	
LU	79 (17.9)	171 (38.8)	96 (21.8)	95 (21.5)	36	23	500	441	
LV	230 (26.7)	391 (45.3)	148 (17.1)	94 (10.9)	119	17	999	863	
MT	77 (17.3)	215 (48.3)	79 (17.8)	74 (16.6)	15	40	500	445	
NL	253 (25.4)	386 (38.8)	196 (19.7)	160 (16.1)	13	17	1025	995	
PL	182 (21.5)	411 (48.5)	180 (21.3)	74 (8.7)	84	69	1000	847	
PT	52 (5.9)	418 (47.7)	258 (29.4)	149 (17.0)	98	71	1046	877	
RO	76 (10.9)	257 (36.9)	189 (27.1)	175 (25.1)	51	264	1012	697	
SE	298 (31.6)	297 (31.5)	186 (19.7)	161 (17.1)	41	26	1009	942	
SI	153 (16.9)	321 (35.4)	207 (22.8)	226 (24.9)	87	25	1019	907	
SK	132 (14.0)	432 (45.8)	251 (26.6)	128 (13.6)	59	32	1034	943	
N Sum	4940	10129	4908	3556	1679	1359	26571		
N Valid Sum	4940	10129	4908	3556				23533	

v140 - QB3 INFO DISCLOSURE: NOT A BIG ISSUE

Q.B3

For each of the following statements, could you please tell me whether you totally agree, tend to agree, tend to disagree or totally disagree?

(SHOW CARD WITH SCALE – ONE ANSWER PER LINE – READ OUT – ROTATE)

Q.B3_5 Disclosing personal information is not a big issue for you

- 1 Totally agree
- 2 Tend to agree
- 3 Tend to disagree
- 4 Totally disagree
- 5 Not applicable (SPONTANEOUS)
- 6 DK

v140 by v7, Absolute Values (Row Percent), weighted by v8

v7	v140	1	2	3	4	5	6	N Sum	N Valid Sum
						M	M		
AT	64 (6.8)	308 (32.7)	299 (31.8)	270 (28.7)	61	8		1010	941
BE	51 (5.1)	287 (28.9)	389 (39.1)	267 (26.9)	22	3		1019	994
BG	61 (6.5)	277 (29.6)	321 (34.3)	278 (29.7)	11	51		999	937
CY	61 (12.3)	68 (13.8)	149 (30.2)	216 (43.7)	2	5		501	494
CZ	40 (4.0)	230 (23.0)	452 (45.2)	279 (27.9)	8	6		1015	1001
DE-E	32 (6.1)	117 (22.4)	169 (32.4)	204 (39.1)	8			530	522
DE-W	81 (8.4)	212 (22.0)	331 (34.3)	340 (35.3)	13	13		990	964
DK	214 (22.1)	305 (31.5)	270 (27.9)	180 (18.6)	20	18		1007	969
EE	151 (16.1)	315 (33.7)	298 (31.8)	172 (18.4)	52	12		1000	936
ES	89 (9.2)	279 (28.9)	335 (34.7)	262 (27.2)	24	17		1006	965
FI	75 (7.7)	257 (26.4)	342 (35.1)	301 (30.9)	29			1004	975
FR	74 (7.6)	154 (15.8)	304 (31.2)	443 (45.4)	11	14		1000	975
GB-GBN	74 (7.6)	229 (23.4)	322 (33.0)	352 (36.0)	10	14		1001	977
GB-NIR	17 (6.2)	72 (26.1)	106 (38.4)	81 (29.3)	5	10		291	276
GR	63 (6.4)	168 (17.1)	334 (34.0)	416 (42.4)	16	2		999	981
HU	106 (11.0)	248 (25.7)	335 (34.8)	275 (28.5)	44	6		1014	964
IE	51 (5.7)	276 (30.7)	263 (29.2)	310 (34.4)	42	33		975	900
IT	97 (9.7)	295 (29.6)	362 (36.4)	241 (24.2)	22	23		1040	995
LT	133 (14.6)	343 (37.6)	273 (29.9)	163 (17.9)	74	40		1026	912
LU	30 (6.4)	107 (22.8)	150 (32.0)	182 (38.8)	27	6		502	469
LV	71 (7.4)	193 (20.0)	367 (38.0)	334 (34.6)	23	11		999	965
MT	27 (5.7)	96 (20.1)	196 (41.1)	158 (33.1)	4	19		500	477
NL	89 (8.8)	311 (30.6)	374 (36.8)	242 (23.8)	3	5		1024	1016
PL	90 (9.8)	347 (37.9)	315 (34.4)	163 (17.8)	31	54		1000	915
PT	51 (5.2)	332 (33.9)	368 (37.6)	227 (23.2)	43	25		1046	978
RO	92 (10.9)	301 (35.8)	244 (29.0)	204 (24.3)	22	150		1013	841
SE	141 (14.3)	314 (31.9)	341 (34.7)	188 (19.1)	22	4		1010	984
SI	49 (5.0)	192 (19.7)	298 (30.6)	436 (44.7)	28	16		1019	975
SK	30 (3.0)	266 (26.5)	434 (43.3)	272 (27.1)	22	10		1034	1002
N Sum	2204	6899	8741	7456	699	575		26574	
N Valid Sum	2204	6899	8741	7456					25300

v141 - QB3 INFO DISCLOSURE: PART OF MODERN LIFE

Q.B3

For each of the following statements, could you please tell me whether you totally agree, tend to agree, tend to disagree or totally disagree?

(SHOW CARD WITH SCALE – ONE ANSWER PER LINE – READ OUT – ROTATE)

Q.B3_6 Disclosing personal information is an increasing part of modern life

- 1 Totally agree
- 2 Tend to agree
- 3 Tend to disagree
- 4 Totally disagree
- 5 Not applicable (SPONTANEOUS)
- 6 DK

v141 by v7, Absolute Values (Row Percent), weighted by v8

v7	v141	1	2	3	4	5	6	N Sum	N Valid Sum
						M	M		
AT	201 (21.1)	553 (58.0)	120 (12.6)	80 (8.4)	40	17		1011	954
BE	180 (18.1)	513 (51.6)	217 (21.8)	84 (8.5)	23	4		1021	994
BG	244 (27.1)	529 (58.6)	81 (9.0)	48 (5.3)	8	91		1001	902
CY	191 (39.6)	226 (46.9)	47 (9.8)	18 (3.7)	1	18		501	482
CZ	191 (19.3)	504 (51.0)	217 (21.9)	77 (7.8)	7	20		1016	989
DE-E	137 (26.2)	247 (47.3)	82 (15.7)	56 (10.7)	7	2		531	522
DE-W	234 (24.6)	448 (47.1)	157 (16.5)	113 (11.9)	11	27		990	952
DK	537 (54.9)	367 (37.5)	60 (6.1)	14 (1.4)	14	15		1007	978
EE	304 (33.2)	457 (49.9)	92 (10.1)	62 (6.8)	61	23		999	915
ES	303 (31.3)	528 (54.5)	78 (8.1)	59 (6.1)	17	21		1006	968
FI	325 (33.7)	501 (52.0)	110 (11.4)	27 (2.8)	39			1002	963
FR	262 (27.2)	458 (47.6)	125 (13.0)	118 (12.3)	10	26		999	963
GB-GBN	299 (30.8)	520 (53.6)	90 (9.3)	61 (6.3)	9	21		1000	970
GB-NIR	102 (36.8)	145 (52.3)	23 (8.3)	7 (2.5)	5	9		291	277
GR	331 (33.6)	557 (56.5)	48 (4.9)	49 (5.0)	8	7		1000	985
HU	163 (17.2)	397 (41.9)	234 (24.7)	154 (16.2)	39	28		1015	948
IE	215 (23.8)	582 (64.5)	61 (6.8)	45 (5.0)	22	50		975	903
IT	295 (29.8)	539 (54.4)	95 (9.6)	62 (6.3)	24	25		1040	991
LT	221 (25.1)	454 (51.5)	140 (15.9)	67 (7.6)	68	77		1027	882
LU	91 (19.5)	204 (43.7)	95 (20.3)	77 (16.5)	25	9		501	467
LV	318 (33.8)	463 (49.3)	112 (11.9)	47 (5.0)	30	30		1000	940
MT	60 (12.9)	223 (48.1)	82 (17.7)	99 (21.3)	3	34		501	464
NL	269 (26.6)	467 (46.1)	183 (18.1)	94 (9.3)	2	8		1023	1013
PL	276 (31.0)	496 (55.7)	94 (10.5)	25 (2.8)	38	72		1001	891
PT	105 (11.3)	595 (63.8)	169 (18.1)	63 (6.8)	40	73		1045	932
RO	119 (16.5)	356 (49.2)	162 (22.4)	86 (11.9)	15	275		1013	723
SE	561 (57.0)	294 (29.9)	80 (8.1)	49 (5.0)	19	7		1010	984
SI	347 (35.6)	445 (45.7)	114 (11.7)	68 (7.0)	26	21		1021	974
SK	163 (16.6)	504 (51.2)	216 (22.0)	101 (10.3)	27	24		1035	984
N Sum	7044	12572	3384	1910	638	1034		26582	
N Valid Sum	7044	12572	3384	1910					24910

v142 - QB3 INFO DISCLOSURE: FOR FREE SERVICES

Q.B3

For each of the following statements, could you please tell me whether you totally agree, tend to agree, tend to disagree or totally disagree?

(SHOW CARD WITH SCALE – ONE ANSWER PER LINE – READ OUT – ROTATE)

Q.B3_7 You don't mind disclosing personal information in return for free services online (e.g. free email address)

- 1 Totally agree
- 2 Tend to agree
- 3 Tend to disagree
- 4 Totally disagree
- 5 Not applicable (SPONTANEOUS)
- 6 DK

v142 by v7, Absolute Values (Row Percent), weighted by v8

	v142	1	2	3	4	5	6	N Sum	N Valid Sum
v7						M	M		
AT	68 (8.7)	246 (31.4)	216 (27.6)	254 (32.4)	203	22		1009	784
BE	49 (5.5)	221 (25.0)	306 (34.6)	309 (34.9)	128	6		1019	885
BG	40 (7.9)	111 (21.9)	135 (26.6)	221 (43.6)	390	103		1000	507
CY	30 (9.9)	45 (14.8)	77 (25.3)	152 (50.0)	163	34		501	304
CZ	41 (4.9)	203 (24.1)	353 (41.9)	245 (29.1)	138	36		1016	842
DE-E	33 (7.3)	100 (22.1)	122 (27.0)	197 (43.6)	68	11		531	452
DE-W	60 (6.8)	207 (23.5)	236 (26.8)	379 (43.0)	90	17		989	882
DK	139 (15.2)	220 (24.1)	257 (28.1)	297 (32.5)	74	21		1008	913
EE	103 (13.6)	223 (29.5)	215 (28.4)	215 (28.4)	209	36		1001	756
ES	49 (6.3)	203 (26.0)	254 (32.5)	276 (35.3)	200	24		1006	782
FI	49 (5.5)	211 (23.6)	280 (31.3)	354 (39.6)	110			1004	894
FR	60 (7.0)	172 (20.0)	222 (25.9)	404 (47.1)	118	24		1000	858
GB-GBN	56 (6.8)	214 (25.9)	260 (31.5)	296 (35.8)	161	14		1001	826
GB-NIR	11 (5.3)	56 (26.9)	90 (43.3)	51 (24.5)	70	14		292	208
GR	28 (4.0)	122 (17.4)	224 (31.9)	329 (46.8)	278	19		1000	703
HU	55 (7.0)	163 (20.8)	265 (33.8)	300 (38.3)	177	54		1014	783
IE	39 (5.3)	225 (30.7)	187 (25.5)	282 (38.5)	168	74		975	733
IT	267 (30.0)	310 (34.8)	161 (18.1)	152 (17.1)	107	42		1039	890
LT	47 (7.4)	171 (27.0)	221 (34.9)	195 (30.8)	301	91		1026	634
LU	33 (8.4)	94 (23.9)	110 (28.0)	156 (39.7)	91	17		501	393
LV	87 (11.2)	218 (28.1)	241 (31.1)	230 (29.6)	190	35		1001	776
MT	26 (7.8)	99 (29.8)	111 (33.4)	96 (28.9)	139	31		502	332
NL	74 (7.6)	224 (23.1)	326 (33.6)	345 (35.6)	43	11		1023	969
PL	58 (8.5)	211 (31.0)	239 (35.1)	172 (25.3)	273	47		1000	680
PT	31 (4.8)	183 (28.3)	222 (34.4)	210 (32.5)	358	41		1045	646
RO	72 (12.0)	179 (29.7)	175 (29.1)	176 (29.2)	196	215		1013	602
SE	99 (10.7)	224 (24.3)	262 (28.4)	337 (36.6)	78	9		1009	922
SI	59 (7.3)	168 (20.9)	227 (28.2)	350 (43.5)	173	44		1021	804
SK	46 (5.2)	278 (31.7)	312 (35.6)	241 (27.5)	139	18		1034	877
N Sum	1809	5301	6306	7221	4833	1110		26580	
N Valid Sum	1809	5301	6306	7221					20637

v143 - QB4A SOCIAL WEB DISCLOSED: MEDICAL INFO

ASK Q.B4A TO Q.B12A IF "USE SOCIAL NETWORKING SITES AND / OR SHARING SITES", CODE 1 IN Q.B1A_1 OR Q.B1A_2 – OTHERS GO TO Q.B4B

Social networking sites and sharing sites are becoming more and more popular. On these sites, people keep in touch with their friends and families, conduct business, meet new friends or play games.

Q.B4A

Thinking of your usage of social networking sites and sharing sites, which of the following types of information have you already disclosed (when you registered, or simply when using these websites)?

(SHOW CARD – READ OUT – MULTIPLE ANSWERS POSSIBLE)

Q.B4A_1 Medical information (patient record, health information)

- 0 Not mentioned
- 1 Mentioned
- 9 Inap. Not sharing sites or using social networks (not coded 1 in V101 or V102)

v143 by v7, Absolute Values (Row Percent), weighted by v8

v7	v143	0	1	9	N Sum	N Valid Sum
				M		
AT	332 (87.6)	47 (12.4)	631	1010	379	
BE	413 (93.4)	29 (6.6)	578	1020	442	
BG	329 (96.8)	11 (3.2)	660	1000	340	
CY	169 (96.6)	6 (3.4)	326	501	175	
CZ	366 (92.2)	31 (7.8)	618	1015	397	
DE-E	187 (98.4)	3 (1.6)	341	531	190	
DE-W	322 (96.7)	11 (3.3)	656	989	333	
DK	603 (96.9)	19 (3.1)	385	1007	622	
EE	423 (87.2)	62 (12.8)	515	1000	485	
ES	348 (91.1)	34 (8.9)	624	1006	382	
FI	452 (96.6)	16 (3.4)	535	1003	468	
FR	420 (98.6)	6 (1.4)	574	1000	426	
GB-GBN	484 (97.2)	14 (2.8)	502	1000	498	
GB-NIR	125 (96.2)	5 (3.8)	161	291	130	
GR	299 (95.5)	14 (4.5)	687	1000	313	
HU	420 (91.9)	37 (8.1)	557	1014	457	
IE	446 (91.4)	42 (8.6)	487	975	488	
IT	300 (91.5)	28 (8.5)	711	1039	328	
LT	388 (95.3)	19 (4.7)	619	1026	407	
LU	243 (98.4)	4 (1.6)	254	501	247	
LV	541 (95.8)	24 (4.2)	434	999	565	
MT	203 (94.4)	12 (5.6)	285	500	215	
NL	581 (95.9)	25 (4.1)	418	1024	606	
PL	374 (96.4)	14 (3.6)	613	1001	388	
PT	214 (93.0)	16 (7.0)	816	1046	230	
RO	260 (88.4)	34 (11.6)	719	1013	294	
SE	557 (97.2)	16 (2.8)	436	1009	573	
SI	405 (95.3)	20 (4.7)	595	1020	425	
SK	483 (94.3)	29 (5.7)	522	1034	512	
N Sum	10687	628	15259	26574		
N Valid Sum	10687	628			11315	

v144 - QB4A SOCIAL WEB DISCLOSED: FINGERPRINTS

ASK Q.B4A TO Q.B12A IF "USE SOCIAL NETWORKING SITES AND / OR SHARING SITES", CODE 1 IN Q.B1A_1 OR
Q.B1A_2 – OTHERS GO TO Q.B4B

Social networking sites and sharing sites are becoming more and more popular. On these sites, people keep in touch with their friends and families, conduct business, meet new friends or play games.

Q.B4A

Thinking of your usage of social networking sites and sharing sites, which of the following types of information have you already disclosed (when you registered, or simply when using these websites)?

(SHOW CARD – READ OUT – MULTIPLE ANSWERS POSSIBLE)

Q.B4A_2 Your fingerprints

- 0 Not mentioned
- 1 Mentioned
- 9 Inap. Not sharing sites or using social networks (not coded 1 in V101 or V102)

v144 by v7, Absolute Values (Row Percent), weighted by v8

v7	v144	0	1	9	N Sum	N Valid Sum
		M				
AT	354 (93.4)	25 (6.6)	631	1010	379	
BE	420 (95.0)	22 (5.0)	578	1020	442	
BG	324 (95.3)	16 (4.7)	660	1000	340	
CY	171 (97.7)	4 (2.3)	326	501	175	
CZ	384 (96.7)	13 (3.3)	618	1015	397	
DE-E	189 (100.0)	0 (0.0)	341	530	189	
DE-W	326 (97.9)	7 (2.1)	656	989	333	
DK	616 (99.0)	6 (1.0)	385	1007	622	
EE	454 (93.6)	31 (6.4)	515	1000	485	
ES	346 (90.3)	37 (9.7)	624	1007	383	
FI	461 (98.5)	7 (1.5)	535	1003	468	
FR	423 (99.3)	3 (0.7)	574	1000	426	
GB-GBN	487 (98.0)	10 (2.0)	502	999	497	
GB-NIR	125 (96.2)	5 (3.8)	161	291	130	
GR	298 (95.2)	15 (4.8)	687	1000	313	
HU	423 (92.6)	34 (7.4)	557	1014	457	
IE	472 (96.7)	16 (3.3)	487	975	488	
IT	299 (91.2)	29 (8.8)	711	1039	328	
LT	398 (97.8)	9 (2.2)	619	1026	407	
LU	246 (99.6)	1 (0.4)	254	501	247	
LV	549 (97.0)	17 (3.0)	434	1000	566	
MT	212 (98.6)	3 (1.4)	285	500	215	
NL	600 (99.0)	6 (1.0)	418	1024	606	
PL	381 (98.2)	7 (1.8)	613	1001	388	
PT	202 (88.2)	27 (11.8)	816	1045	229	
RO	270 (91.8)	24 (8.2)	719	1013	294	
SE	572 (99.8)	1 (0.2)	436	1009	573	
SI	416 (97.7)	10 (2.3)	595	1021	426	
SK	499 (97.5)	13 (2.5)	522	1034	512	
N Sum	10917	398	15259	26574		
N Valid Sum	10917	398			11315	

v145 - QB4A SOCIAL WEB DISCLOSED: FINANCIAL INFO

ASK Q.B4A TO Q.B12A IF "USE SOCIAL NETWORKING SITES AND / OR SHARING SITES", CODE 1 IN Q.B1A_1 OR Q.B1A_2 – OTHERS GO TO Q.B4B

Social networking sites and sharing sites are becoming more and more popular. On these sites, people keep in touch with their friends and families, conduct business, meet new friends or play games.

Q.B4A

Thinking of your usage of social networking sites and sharing sites, which of the following types of information have you already disclosed (when you registered, or simply when using these websites)?

(SHOW CARD – READ OUT – MULTIPLE ANSWERS POSSIBLE)

Q.B4A_3 Financial information (e. g salary, bank details, credit record)

- 0 Not mentioned
- 1 Mentioned
- 9 Inap. Not sharing sites or using social networks (not coded 1 in V101 or V102)

v145 by v7, Absolute Values (Row Percent), weighted by v8

	v145	0	1	9	N Sum	N Valid Sum
v7						
		M				
AT	298 (78.6)	81 (21.4)	631	1010	379	
BE	405 (91.6)	37 (8.4)	578	1020	442	
BG	323 (95.0)	17 (5.0)	660	1000	340	
CY	157 (89.7)	18 (10.3)	326	501	175	
CZ	356 (89.4)	42 (10.6)	618	1016	398	
DE-E	171 (90.0)	19 (10.0)	341	531	190	
DE-W	295 (88.3)	39 (11.7)	656	990	334	
DK	554 (89.1)	68 (10.9)	385	1007	622	
EE	403 (83.1)	82 (16.9)	515	1000	485	
ES	308 (80.4)	75 (19.6)	624	1007	383	
FI	429 (91.7)	39 (8.3)	535	1003	468	
FR	400 (93.9)	26 (6.1)	574	1000	426	
GB-GBN	470 (94.6)	27 (5.4)	502	999	497	
GB-NIR	123 (94.6)	7 (5.4)	161	291	130	
GR	280 (89.5)	33 (10.5)	687	1000	313	
HU	390 (85.5)	66 (14.5)	557	1013	456	
IE	433 (88.5)	56 (11.5)	487	976	489	
IT	293 (89.3)	35 (10.7)	711	1039	328	
LT	391 (96.1)	16 (3.9)	619	1026	407	
LU	230 (92.7)	18 (7.3)	254	502	248	
LV	481 (85.0)	85 (15.0)	434	1000	566	
MT	194 (89.8)	22 (10.2)	285	501	216	
NL	560 (92.4)	46 (7.6)	418	1024	606	
PL	369 (95.3)	18 (4.7)	613	1000	387	
PT	204 (88.7)	26 (11.3)	816	1046	230	
RO	255 (86.7)	39 (13.3)	719	1013	294	
SE	498 (86.8)	76 (13.2)	436	1010	574	
SI	391 (92.0)	34 (8.0)	595	1020	425	
SK	461 (90.0)	51 (10.0)	522	1034	512	
N Sum	10122	1198	15259	26579		
N Valid Sum	10122	1198			11320	

v146 - QB4A SOCIAL WEB DISCLOSED: WORK HISTORY

ASK Q.B4A TO Q.B12A IF "USE SOCIAL NETWORKING SITES AND / OR SHARING SITES", CODE 1 IN Q.B1A_1 OR Q.B1A_2 – OTHERS GO TO Q.B4B

Social networking sites and sharing sites are becoming more and more popular. On these sites, people keep in touch with their friends and families, conduct business, meet new friends or play games.

Q.B4A

Thinking of your usage of social networking sites and sharing sites, which of the following types of information have you already disclosed (when you registered, or simply when using these websites)?

(SHOW CARD – READ OUT – MULTIPLE ANSWERS POSSIBLE)

Q.B4A_4 Your work history

- 0 Not mentioned
- 1 Mentioned
- 9 Inap. Not sharing sites or using social networks (not coded 1 in V101 or V102)

v146 by v7, Absolute Values (Row Percent), weighted by v8

v7	v146	0	1	9	N Sum	N Valid Sum
		M				
AT	281 (74.1)	98 (25.9)	631	1010	379	
BE	340 (76.7)	103 (23.3)	578	1021	443	
BG	314 (92.4)	26 (7.6)	660	1000	340	
CY	149 (85.1)	26 (14.9)	326	501	175	
CZ	356 (89.7)	41 (10.3)	618	1015	397	
DE-E	158 (83.6)	31 (16.4)	341	530	189	
DE-W	262 (78.7)	71 (21.3)	656	989	333	
DK	415 (66.6)	208 (33.4)	385	1008	623	
EE	405 (83.7)	79 (16.3)	515	999	484	
ES	332 (86.7)	51 (13.3)	624	1007	383	
FI	387 (82.7)	81 (17.3)	535	1003	468	
FR	285 (66.9)	141 (33.1)	574	1000	426	
GB-GBN	447 (89.8)	51 (10.2)	502	1000	498	
GB-NIR	116 (89.2)	14 (10.8)	161	291	130	
GR	287 (91.7)	26 (8.3)	687	1000	313	
HU	354 (77.5)	103 (22.5)	557	1014	457	
IE	411 (84.0)	78 (16.0)	487	976	489	
IT	272 (82.9)	56 (17.1)	711	1039	328	
LT	363 (89.2)	44 (10.8)	619	1026	407	
LU	172 (69.6)	75 (30.4)	254	501	247	
LV	455 (80.5)	110 (19.5)	434	999	565	
MT	188 (87.0)	28 (13.0)	285	501	216	
NL	482 (79.5)	124 (20.5)	418	1024	606	
PL	363 (93.6)	25 (6.4)	613	1001	388	
PT	198 (86.5)	31 (13.5)	816	1045	229	
RO	234 (79.6)	60 (20.4)	719	1013	294	
SE	407 (70.9)	167 (29.1)	436	1010	574	
SI	394 (92.7)	31 (7.3)	595	1020	425	
SK	434 (84.8)	78 (15.2)	522	1034	512	
N Sum	9261	2057	15259	26577		
N Valid Sum	9261	2057			11318	

v147 - QB4A SOCIAL WEB DISCLOSED: NAT ID NUMBER

ASK Q.B4A TO Q.B12A IF "USE SOCIAL NETWORKING SITES AND / OR SHARING SITES", CODE 1 IN Q.B1A_1 OR Q.B1A_2 – OTHERS GO TO Q.B4B

Social networking sites and sharing sites are becoming more and more popular. On these sites, people keep in touch with their friends and families, conduct business, meet new friends or play games.

Q.B4A

Thinking of your usage of social networking sites and sharing sites, which of the following types of information have you already disclosed (when you registered, or simply when using these websites)?

(SHOW CARD – READ OUT – MULTIPLE ANSWERS POSSIBLE)

Q.B4A_5 Your national identity number (USE APPROPRIATE TERM IN EACH COUNTRY) / card number / passport number

- 0 Not mentioned
- 1 Mentioned
- 9 Inap. Not sharing sites or using social networks (not coded 1 in V101 or V102)

v147 by v7, Absolute Values (Row Percent), weighted by v8

v7	v147	0	1	9	N Sum	N Valid Sum
		M				
AT	333 (87.9)	46 (12.1)	631	1010	379	
BE	394 (89.1)	48 (10.9)	578	1020	442	
BG	292 (86.1)	47 (13.9)	660	999	339	
CY	153 (87.4)	22 (12.6)	326	501	175	
CZ	338 (84.9)	60 (15.1)	618	1016	398	
DE-E	173 (91.5)	16 (8.5)	341	530	189	
DE-W	318 (95.2)	16 (4.8)	656	990	334	
DK	482 (77.5)	140 (22.5)	385	1007	622	
EE	307 (63.3)	178 (36.7)	515	1000	485	
ES	264 (69.1)	118 (30.9)	624	1006	382	
FI	392 (83.8)	76 (16.2)	535	1003	468	
FR	409 (96.2)	16 (3.8)	574	999	425	
GB-GBN	480 (96.4)	18 (3.6)	502	1000	498	
GB-NIR	124 (95.4)	6 (4.6)	161	291	130	
GR	265 (84.7)	48 (15.3)	687	1000	313	
HU	395 (86.6)	61 (13.4)	557	1013	456	
IE	444 (91.0)	44 (9.0)	487	975	488	
IT	271 (82.6)	57 (17.4)	711	1039	328	
LT	382 (94.1)	24 (5.9)	619	1025	406	
LU	232 (93.9)	15 (6.1)	254	501	247	
LV	399 (70.5)	167 (29.5)	434	1000	566	
MT	187 (86.6)	29 (13.4)	285	501	216	
NL	556 (91.7)	50 (8.3)	418	1024	606	
PL	336 (86.8)	51 (13.2)	613	1000	387	
PT	187 (81.7)	42 (18.3)	816	1045	229	
RO	245 (83.3)	49 (16.7)	719	1013	294	
SE	327 (57.1)	246 (42.9)	436	1009	573	
SI	373 (87.8)	52 (12.2)	595	1020	425	
SK	409 (79.9)	103 (20.1)	522	1034	512	
N Sum	9467	1845	15259	26571		
N Valid Sum	9467	1845			11312	

v148 - QB4A SOCIAL WEB DISCLOSED: NAME

ASK Q.B4A TO Q.B12A IF "USE SOCIAL NETWORKING SITES AND / OR SHARING SITES", CODE 1 IN Q.B1A_1 OR
Q.B1A_2 – OTHERS GO TO Q.B4B

Social networking sites and sharing sites are becoming more and more popular. On these sites, people keep in touch with their friends and families, conduct business, meet new friends or play games.

Q.B4A

Thinking of your usage of social networking sites and sharing sites, which of the following types of information have you already disclosed (when you registered, or simply when using these websites)?

(SHOW CARD – READ OUT – MULTIPLE ANSWERS POSSIBLE)

Q.B4A_6 Your name

- 0 Not mentioned
- 1 Mentioned
- 9 Inap. Not sharing sites or using social networks (not coded 1 in V101 or V102)

v148 by v7, Absolute Values (Row Percent), weighted by v8

	v148	0	1	9	N Sum	N Valid Sum
v7						
		M				
AT	68 (17.9)	311 (82.1)	631	1010	379	
BE	78 (17.6)	364 (82.4)	578	1020	442	
BG	80 (23.5)	260 (76.5)	660	1000	340	
CY	19 (10.9)	156 (89.1)	326	501	175	
CZ	72 (18.1)	325 (81.9)	618	1015	397	
DE-E	42 (22.1)	148 (77.9)	341	531	190	
DE-W	72 (21.6)	261 (78.4)	656	989	333	
DK	55 (8.8)	567 (91.2)	385	1007	622	
EE	64 (13.2)	420 (86.8)	515	999	484	
ES	77 (20.2)	305 (79.8)	624	1006	382	
FI	55 (11.8)	413 (88.2)	535	1003	468	
FR	107 (25.2)	318 (74.8)	574	999	425	
GB-GBN	106 (21.3)	392 (78.7)	502	1000	498	
GB-NIR	26 (20.0)	104 (80.0)	161	291	130	
GR	78 (24.9)	235 (75.1)	687	1000	313	
HU	88 (19.3)	369 (80.7)	557	1014	457	
IE	74 (15.2)	414 (84.8)	487	975	488	
IT	101 (30.8)	227 (69.2)	711	1039	328	
LT	91 (22.4)	315 (77.6)	619	1025	406	
LU	45 (18.2)	202 (81.8)	254	501	247	
LV	58 (10.3)	507 (89.7)	434	999	565	
MT	33 (15.3)	182 (84.7)	285	500	215	
NL	96 (15.8)	510 (84.2)	418	1024	606	
PL	62 (16.0)	326 (84.0)	613	1001	388	
PT	76 (33.2)	153 (66.8)	816	1045	229	
RO	106 (36.1)	188 (63.9)	719	1013	294	
SE	31 (5.4)	543 (94.6)	436	1010	574	
SI	41 (9.6)	384 (90.4)	595	1020	425	
SK	91 (17.8)	421 (82.2)	522	1034	512	
N Sum	1992	9320	15259	26571		
N Valid Sum	1992	9320			11312	

v149 - QB4A SOCIAL WEB DISCLOSED: HOME ADDRESS

ASK Q.B4A TO Q.B12A IF "USE SOCIAL NETWORKING SITES AND / OR SHARING SITES", CODE 1 IN Q.B1A_1 OR Q.B1A_2 – OTHERS GO TO Q.B4B

Social networking sites and sharing sites are becoming more and more popular. On these sites, people keep in touch with their friends and families, conduct business, meet new friends or play games.

Q.B4A

Thinking of your usage of social networking sites and sharing sites, which of the following types of information have you already disclosed (when you registered, or simply when using these websites)?

(SHOW CARD – READ OUT – MULTIPLE ANSWERS POSSIBLE)

Q.B4A_7 Your home address

- 0 Not mentioned
- 1 Mentioned
- 9 Inap. Not sharing sites or using social networks (not coded 1 in V101 or V102)

v149 by v7, Absolute Values (Row Percent), weighted by v8

v7	v149	0	1	9	N Sum	N Valid Sum
		M				
AT	177 (46.7)	202 (53.3)	631	1010	379	
BE	257 (58.1)	185 (41.9)	578	1020	442	
BG	256 (75.3)	84 (24.7)	660	1000	340	
CY	102 (58.3)	73 (41.7)	326	501	175	
CZ	191 (48.0)	207 (52.0)	618	1016	398	
DE-E	80 (42.3)	109 (57.7)	341	530	189	
DE-W	173 (52.0)	160 (48.0)	656	989	333	
DK	346 (55.6)	276 (44.4)	385	1007	622	
EE	270 (55.7)	215 (44.3)	515	1000	485	
ES	230 (60.1)	153 (39.9)	624	1007	383	
FI	292 (62.4)	176 (37.6)	535	1003	468	
FR	262 (61.6)	163 (38.4)	574	999	425	
GB-GBN	371 (74.5)	127 (25.5)	502	1000	498	
GB-NIR	106 (81.5)	24 (18.5)	161	291	130	
GR	186 (59.4)	127 (40.6)	687	1000	313	
HU	213 (46.6)	244 (53.4)	557	1014	457	
IE	249 (51.0)	239 (49.0)	487	975	488	
IT	250 (76.2)	78 (23.8)	711	1039	328	
LT	277 (68.1)	130 (31.9)	619	1026	407	
LU	178 (71.8)	70 (28.2)	254	502	248	
LV	336 (59.4)	230 (40.6)	434	1000	566	
MT	117 (54.4)	98 (45.6)	285	500	215	
NL	389 (64.1)	218 (35.9)	418	1025	607	
PL	185 (47.8)	202 (52.2)	613	1000	387	
PT	156 (67.8)	74 (32.2)	816	1046	230	
RO	181 (61.6)	113 (38.4)	719	1013	294	
SE	258 (45.0)	315 (55.0)	436	1009	573	
SI	186 (43.8)	239 (56.2)	595	1020	425	
SK	218 (42.6)	294 (57.4)	522	1034	512	
N Sum	6492	4825	15259	26576		
N Valid Sum	6492	4825			11317	

v150 - QB4A SOCIAL WEB DISCLOSED: NATIONALITY

ASK Q.B4A TO Q.B12A IF "USE SOCIAL NETWORKING SITES AND / OR SHARING SITES", CODE 1 IN Q.B1A_1 OR Q.B1A_2 – OTHERS GO TO Q.B4B

Social networking sites and sharing sites are becoming more and more popular. On these sites, people keep in touch with their friends and families, conduct business, meet new friends or play games.

Q.B4A

Thinking of your usage of social networking sites and sharing sites, which of the following types of information have you already disclosed (when you registered, or simply when using these websites)?

(SHOW CARD – READ OUT – MULTIPLE ANSWERS POSSIBLE)

Q.B4A_8 Your nationality

- 0 Not mentioned
- 1 Mentioned
- 9 Inap. Not sharing sites or using social networks (not coded 1 in V101 or V102)

v150 by v7, Absolute Values (Row Percent), weighted by v8

	v150	0	1	9	N Sum	N Valid Sum
v7						
		M				
AT	145 (38.3)	234 (61.7)	631	1010	379	
BE	177 (40.0)	265 (60.0)	578	1020	442	
BG	182 (53.5)	158 (46.5)	660	1000	340	
CY	78 (44.6)	97 (55.4)	326	501	175	
CZ	242 (61.0)	155 (39.0)	618	1015	397	
DE-E	81 (42.9)	108 (57.1)	341	530	189	
DE-W	151 (45.3)	182 (54.7)	656	989	333	
DK	220 (35.4)	402 (64.6)	385	1007	622	
EE	261 (53.8)	224 (46.2)	515	1000	485	
ES	165 (43.2)	217 (56.8)	624	1006	382	
FI	176 (37.6)	292 (62.4)	535	1003	468	
FR	237 (55.6)	189 (44.4)	574	1000	426	
GB-GBN	318 (64.0)	179 (36.0)	502	999	497	
GB-NIR	90 (69.2)	40 (30.8)	161	291	130	
GR	208 (66.5)	105 (33.5)	687	1000	313	
HU	312 (68.3)	145 (31.7)	557	1014	457	
IE	190 (38.9)	299 (61.1)	487	976	489	
IT	167 (50.9)	161 (49.1)	711	1039	328	
LT	245 (60.2)	162 (39.8)	619	1026	407	
LU	85 (34.4)	162 (65.6)	254	501	247	
LV	362 (64.0)	204 (36.0)	434	1000	566	
MT	47 (21.8)	169 (78.2)	285	501	216	
NL	295 (48.7)	311 (51.3)	418	1024	606	
PL	246 (63.6)	141 (36.4)	613	1000	387	
PT	134 (58.3)	96 (41.7)	816	1046	230	
RO	162 (55.1)	132 (44.9)	719	1013	294	
SE	184 (32.1)	390 (67.9)	436	1010	574	
SI	277 (65.2)	148 (34.8)	595	1020	425	
SK	323 (63.1)	189 (36.9)	522	1034	512	
N Sum	5760	5556	15259	26575		
N Valid Sum	5760	5556			11316	

v151 - QB4A SOCIAL WEB DISCLOSED: ACTIVITIES

ASK Q.B4A TO Q.B12A IF "USE SOCIAL NETWORKING SITES AND / OR SHARING SITES", CODE 1 IN Q.B1A_1 OR Q.B1A_2 – OTHERS GO TO Q.B4B

Social networking sites and sharing sites are becoming more and more popular. On these sites, people keep in touch with their friends and families, conduct business, meet new friends or play games.

Q.B4A

Thinking of your usage of social networking sites and sharing sites, which of the following types of information have you already disclosed (when you registered, or simply when using these websites)?

(SHOW CARD – READ OUT – MULTIPLE ANSWERS POSSIBLE)

Q.B4A_9 Things you do (e.g. hobbies, sports, places you go)

- 0 Not mentioned
- 1 Mentioned
- 9 Inap. Not sharing sites or using social networks (not coded 1 in V101 or V102)

v151 by v7, Absolute Values (Row Percent), weighted by v8

v7	v151	0	1	9	N Sum	N Valid Sum
		M				
AT	198 (52.2)	181 (47.8)	631	1010	379	
BE	258 (58.4)	184 (41.6)	578	1020	442	
BG	198 (58.2)	142 (41.8)	660	1000	340	
CY	126 (72.0)	49 (28.0)	326	501	175	
CZ	231 (58.2)	166 (41.8)	618	1015	397	
DE-E	123 (65.1)	66 (34.9)	341	530	189	
DE-W	182 (54.7)	151 (45.3)	656	989	333	
DK	347 (55.8)	275 (44.2)	385	1007	622	
EE	286 (59.0)	199 (41.0)	515	1000	485	
ES	220 (57.6)	162 (42.4)	624	1006	382	
FI	290 (62.0)	178 (38.0)	535	1003	468	
FR	269 (63.3)	156 (36.7)	574	999	425	
GB-GBN	320 (64.4)	177 (35.6)	502	999	497	
GB-NIR	84 (64.6)	46 (35.4)	161	291	130	
GR	230 (73.5)	83 (26.5)	687	1000	313	
HU	290 (63.5)	167 (36.5)	557	1014	457	
IE	232 (47.5)	256 (52.5)	487	975	488	
IT	193 (58.8)	135 (41.2)	711	1039	328	
LT	260 (63.9)	147 (36.1)	619	1026	407	
LU	118 (47.8)	129 (52.2)	254	501	247	
LV	362 (64.1)	203 (35.9)	434	999	565	
MT	110 (51.2)	105 (48.8)	285	500	215	
NL	291 (48.0)	315 (52.0)	418	1024	606	
PL	293 (75.5)	95 (24.5)	613	1001	388	
PT	162 (70.7)	67 (29.3)	816	1045	229	
RO	194 (66.0)	100 (34.0)	719	1013	294	
SE	290 (50.5)	284 (49.5)	436	1010	574	
SI	267 (62.8)	158 (37.2)	595	1020	425	
SK	286 (55.9)	226 (44.1)	522	1034	512	
N Sum	6710	4602	15259	26571		
N Valid Sum	6710	4602			11312	

v152 - QB4A SOCIAL WEB DISCLOSED: TASTES/OPINIONS

ASK Q.B4A TO Q.B12A IF "USE SOCIAL NETWORKING SITES AND / OR SHARING SITES", CODE 1 IN Q.B1A_1 OR Q.B1A_2 – OTHERS GO TO Q.B4B

Social networking sites and sharing sites are becoming more and more popular. On these sites, people keep in touch with their friends and families, conduct business, meet new friends or play games.

Q.B4A

Thinking of your usage of social networking sites and sharing sites, which of the following types of information have you already disclosed (when you registered, or simply when using these websites)?

(SHOW CARD – READ OUT – MULTIPLE ANSWERS POSSIBLE)

Q.B4A_10 Your tastes and opinions

- 0 Not mentioned
- 1 Mentioned
- 9 Inap. Not sharing sites or using social networks (not coded 1 in V101 or V102)

v152 by v7, Absolute Values (Row Percent), weighted by v8

	v152	0	1	9	N Sum	N Valid Sum
v7						
		M				
AT	213 (56.2)	166 (43.8)	631	1010	379	
BE	305 (69.0)	137 (31.0)	578	1020	442	
BG	236 (69.4)	104 (30.6)	660	1000	340	
CY	124 (70.9)	51 (29.1)	326	501	175	
CZ	279 (70.3)	118 (29.7)	618	1015	397	
DE-E	141 (74.6)	48 (25.4)	341	530	189	
DE-W	235 (70.6)	98 (29.4)	656	989	333	
DK	446 (71.7)	176 (28.3)	385	1007	622	
EE	373 (76.9)	112 (23.1)	515	1000	485	
ES	208 (54.5)	174 (45.5)	624	1006	382	
FI	288 (61.5)	180 (38.5)	535	1003	468	
FR	282 (66.4)	143 (33.6)	574	999	425	
GB-GBN	320 (64.4)	177 (35.6)	502	999	497	
GB-NIR	93 (71.5)	37 (28.5)	161	291	130	
GR	222 (70.9)	91 (29.1)	687	1000	313	
HU	334 (73.1)	123 (26.9)	557	1014	457	
IE	296 (60.7)	192 (39.3)	487	975	488	
IT	211 (64.1)	118 (35.9)	711	1040	329	
LT	322 (79.1)	85 (20.9)	619	1026	407	
LU	148 (59.9)	99 (40.1)	254	501	247	
LV	432 (76.5)	133 (23.5)	434	999	565	
MT	118 (54.6)	98 (45.4)	285	501	216	
NL	419 (69.0)	188 (31.0)	418	1025	607	
PL	314 (81.1)	73 (18.9)	613	1000	387	
PT	144 (62.9)	85 (37.1)	816	1045	229	
RO	213 (72.4)	81 (27.6)	719	1013	294	
SE	364 (63.4)	210 (36.6)	436	1010	574	
SI	302 (71.1)	123 (28.9)	595	1020	425	
SK	370 (72.3)	142 (27.7)	522	1034	512	
N Sum	7752	3562	15259	26573		
N Valid Sum	7752	3562			11314	

v153 - QB4A SOCIAL WEB DISCLOSED: PHOTOS

ASK Q.B4A TO Q.B12A IF "USE SOCIAL NETWORKING SITES AND / OR SHARING SITES", CODE 1 IN Q.B1A_1 OR Q.B1A_2 – OTHERS GO TO Q.B4B

Social networking sites and sharing sites are becoming more and more popular. On these sites, people keep in touch with their friends and families, conduct business, meet new friends or play games.

Q.B4A

Thinking of your usage of social networking sites and sharing sites, which of the following types of information have you already disclosed (when you registered, or simply when using these websites)?

(SHOW CARD – READ OUT – MULTIPLE ANSWERS POSSIBLE)

Q.B4A_11 Photos of you

- 0 Not mentioned
- 1 Mentioned
- 9 Inap. Not sharing sites or using social networks (not coded 1 in V101 or V102)

v153 by v7, Absolute Values (Row Percent), weighted by v8

v7	v153	0	1	9	N Sum	N Valid Sum
		M				
AT	167 (44.1)	212 (55.9)	631	1010	379	
BE	212 (48.0)	230 (52.0)	578	1020	442	
BG	157 (46.2)	183 (53.8)	660	1000	340	
CY	84 (48.0)	91 (52.0)	326	501	175	
CZ	243 (61.1)	155 (38.9)	618	1016	398	
DE-E	114 (60.3)	75 (39.7)	341	530	189	
DE-W	184 (55.3)	149 (44.7)	656	989	333	
DK	223 (35.8)	400 (64.2)	385	1008	623	
EE	207 (42.7)	278 (57.3)	515	1000	485	
ES	208 (54.5)	174 (45.5)	624	1006	382	
FI	218 (46.6)	250 (53.4)	535	1003	468	
FR	199 (46.8)	226 (53.2)	574	999	425	
GB-GBN	166 (33.3)	332 (66.7)	502	1000	498	
GB-NIR	51 (39.2)	79 (60.8)	161	291	130	
GR	169 (54.0)	144 (46.0)	687	1000	313	
HU	240 (52.6)	216 (47.4)	557	1013	456	
IE	226 (46.3)	262 (53.7)	487	975	488	
IT	179 (54.6)	149 (45.4)	711	1039	328	
LT	184 (45.2)	223 (54.8)	619	1026	407	
LU	102 (41.3)	145 (58.7)	254	501	247	
LV	238 (42.0)	328 (58.0)	434	1000	566	
MT	84 (39.1)	131 (60.9)	285	500	215	
NL	252 (41.6)	354 (58.4)	418	1024	606	
PL	253 (65.2)	135 (34.8)	613	1001	388	
PT	138 (60.3)	91 (39.7)	816	1045	229	
RO	165 (56.1)	129 (43.9)	719	1013	294	
SE	208 (36.3)	365 (63.7)	436	1009	573	
SI	202 (47.5)	223 (52.5)	595	1020	425	
SK	248 (48.4)	264 (51.6)	522	1034	512	
N Sum	5321	5993	15259	26573		
N Valid Sum	5321	5993			11314	

v154 - QB4A SOCIAL WEB DISCLOSED: FRIENDS

ASK Q.B4A TO Q.B12A IF "USE SOCIAL NETWORKING SITES AND / OR SHARING SITES", CODE 1 IN Q.B1A_1 OR Q.B1A_2 – OTHERS GO TO Q.B4B

Social networking sites and sharing sites are becoming more and more popular. On these sites, people keep in touch with their friends and families, conduct business, meet new friends or play games.

Q.B4A

Thinking of your usage of social networking sites and sharing sites, which of the following types of information have you already disclosed (when you registered, or simply when using these websites)?

(SHOW CARD – READ OUT – MULTIPLE ANSWERS POSSIBLE)

Q.B4A_12 Who your friends are

- 0 Not mentioned
- 1 Mentioned
- 9 Inap. Not sharing sites or using social networks (not coded 1 in V101 or V102)

v154 by v7, Absolute Values (Row Percent), weighted by v8

v7	v154	0	1	9	N Sum	N Valid Sum
		M				
AT	200 (52.9)	178 (47.1)	631	1009	378	
BE	249 (56.2)	194 (43.8)	578	1021	443	
BG	225 (66.2)	115 (33.8)	660	1000	340	
CY	101 (58.0)	73 (42.0)	326	500	174	
CZ	282 (71.0)	115 (29.0)	618	1015	397	
DE-E	131 (68.9)	59 (31.1)	341	531	190	
DE-W	218 (65.3)	116 (34.7)	656	990	334	
DK	277 (44.5)	345 (55.5)	385	1007	622	
EE	268 (55.4)	216 (44.6)	515	999	484	
ES	278 (72.6)	105 (27.4)	624	1007	383	
FI	328 (70.1)	140 (29.9)	535	1003	468	
FR	242 (56.8)	184 (43.2)	574	1000	426	
GB-GBN	234 (47.1)	263 (52.9)	502	999	497	
GB-NIR	57 (43.8)	73 (56.2)	161	291	130	
GR	217 (69.3)	96 (30.7)	687	1000	313	
HU	300 (65.6)	157 (34.4)	557	1014	457	
IE	275 (56.4)	213 (43.6)	487	975	488	
IT	202 (61.6)	126 (38.4)	711	1039	328	
LT	275 (67.6)	132 (32.4)	619	1026	407	
LU	115 (46.6)	132 (53.4)	254	501	247	
LV	428 (75.6)	138 (24.4)	434	1000	566	
MT	121 (56.3)	94 (43.7)	285	500	215	
NL	352 (58.0)	255 (42.0)	418	1025	607	
PL	299 (77.3)	88 (22.7)	613	1000	387	
PT	180 (78.3)	50 (21.7)	816	1046	230	
RO	209 (71.1)	85 (28.9)	719	1013	294	
SE	264 (46.1)	309 (53.9)	436	1009	573	
SI	262 (61.6)	163 (38.4)	595	1020	425	
SK	280 (54.7)	232 (45.3)	522	1034	512	
N Sum	6869	4446	15259	26574		
N Valid Sum	6869	4446			11315	

v155 - QB4A SOCIAL WEB DISCLOSED: WEBSITE VISITS

ASK Q.B4A TO Q.B12A IF "USE SOCIAL NETWORKING SITES AND / OR SHARING SITES", CODE 1 IN Q.B1A_1 OR Q.B1A_2 – OTHERS GO TO Q.B4B

Social networking sites and sharing sites are becoming more and more popular. On these sites, people keep in touch with their friends and families, conduct business, meet new friends or play games.

Q.B4A

Thinking of your usage of social networking sites and sharing sites, which of the following types of information have you already disclosed (when you registered, or simply when using these websites)?

(SHOW CARD – READ OUT – MULTIPLE ANSWERS POSSIBLE)

Q.B4A_13 Websites you visit

- 0 Not mentioned
- 1 Mentioned
- 9 Inap. Not sharing sites or using social networks (not coded 1 in V101 or V102)

v155 by v7, Absolute Values (Row Percent), weighted by v8

v7	v155	0	1	9	N Sum	N Valid Sum
				M		
AT	273 (72.0)	106 (28.0)	631	1010	379	
BE	368 (83.1)	75 (16.9)	578	1021	443	
BG	280 (82.6)	59 (17.4)	660	999	339	
CY	152 (86.9)	23 (13.1)	326	501	175	
CZ	321 (80.9)	76 (19.1)	618	1015	397	
DE-E	167 (88.4)	22 (11.6)	341	530	189	
DE-W	277 (83.2)	56 (16.8)	656	989	333	
DK	538 (86.5)	84 (13.5)	385	1007	622	
EE	396 (81.8)	88 (18.2)	515	999	484	
ES	333 (86.9)	50 (13.1)	624	1007	383	
FI	408 (87.2)	60 (12.8)	535	1003	468	
FR	380 (89.2)	46 (10.8)	574	1000	426	
GB-GBN	438 (88.0)	60 (12.0)	502	1000	498	
GB-NIR	118 (90.8)	12 (9.2)	161	291	130	
GR	257 (82.1)	56 (17.9)	687	1000	313	
HU	378 (82.7)	79 (17.3)	557	1014	457	
IE	378 (77.5)	110 (22.5)	487	975	488	
IT	285 (86.9)	43 (13.1)	711	1039	328	
LT	306 (75.2)	101 (24.8)	619	1026	407	
LU	194 (78.2)	54 (21.8)	254	502	248	
LV	476 (84.1)	90 (15.9)	434	1000	566	
MT	169 (78.2)	47 (21.8)	285	501	216	
NL	531 (87.6)	75 (12.4)	418	1024	606	
PL	340 (87.9)	47 (12.1)	613	1000	387	
PT	200 (87.3)	29 (12.7)	816	1045	229	
RO	252 (85.7)	42 (14.3)	719	1013	294	
SE	476 (82.9)	98 (17.1)	436	1010	574	
SI	335 (78.8)	90 (21.2)	595	1020	425	
SK	412 (80.5)	100 (19.5)	522	1034	512	
N Sum	9438	1878	15259	26575		
N Valid Sum	9438	1878			11316	

v156 - QB4A SOCIAL WEB DISCLOSED: MOBILE PHONE

ASK Q.B4A TO Q.B12A IF "USE SOCIAL NETWORKING SITES AND / OR SHARING SITES", CODE 1 IN Q.B1A_1 OR Q.B1A_2 – OTHERS GO TO Q.B4B

Social networking sites and sharing sites are becoming more and more popular. On these sites, people keep in touch with their friends and families, conduct business, meet new friends or play games.

Q.B4A

Thinking of your usage of social networking sites and sharing sites, which of the following types of information have you already disclosed (when you registered, or simply when using these websites)?

(SHOW CARD – READ OUT – MULTIPLE ANSWERS POSSIBLE)

Q.B4A_14 Your mobile phone number

- 0 Not mentioned
- 1 Mentioned
- 9 Inap. Not sharing sites or using social networks (not coded 1 in V101 or V102)

v156 by v7, Absolute Values (Row Percent), weighted by v8

	v156	0	1	9	N Sum	N Valid Sum
v7						
		M				
AT	226 (59.6)	153 (40.4)	631	1010	379	
BE	353 (79.9)	89 (20.1)	578	1020	442	
BG	280 (82.4)	60 (17.6)	660	1000	340	
CY	136 (77.7)	39 (22.3)	326	501	175	
CZ	246 (62.0)	151 (38.0)	618	1015	397	
DE-E	148 (77.9)	42 (22.1)	341	531	190	
DE-W	260 (78.1)	73 (21.9)	656	989	333	
DK	374 (60.1)	248 (39.9)	385	1007	622	
EE	293 (60.5)	191 (39.5)	515	999	484	
ES	298 (78.0)	84 (22.0)	624	1006	382	
FI	330 (70.5)	138 (29.5)	535	1003	468	
FR	332 (77.9)	94 (22.1)	574	1000	426	
GB-GBN	431 (86.7)	66 (13.3)	502	999	497	
GB-NIR	113 (86.9)	17 (13.1)	161	291	130	
GR	255 (81.5)	58 (18.5)	687	1000	313	
HU	339 (74.3)	117 (25.7)	557	1013	456	
IE	360 (73.8)	128 (26.2)	487	975	488	
IT	280 (85.4)	48 (14.6)	711	1039	328	
LT	335 (82.3)	72 (17.7)	619	1026	407	
LU	215 (87.0)	32 (13.0)	254	501	247	
LV	297 (52.6)	268 (47.4)	434	999	565	
MT	180 (83.7)	35 (16.3)	285	500	215	
NL	484 (79.7)	123 (20.3)	418	1025	607	
PL	257 (66.4)	130 (33.6)	613	1000	387	
PT	189 (82.2)	41 (17.8)	816	1046	230	
RO	240 (81.6)	54 (18.4)	719	1013	294	
SE	314 (54.8)	259 (45.2)	436	1009	573	
SI	302 (71.1)	123 (28.9)	595	1020	425	
SK	309 (60.4)	203 (39.6)	522	1034	512	
N Sum	8176	3136	15259	26571		
N Valid Sum	8176	3136			11312	

v157 - QB4A SOCIAL WEB DISCLOSED: OTHER

ASK Q.B4A TO Q.B12A IF "USE SOCIAL NETWORKING SITES AND / OR SHARING SITES", CODE 1 IN Q.B1A_1 OR
Q.B1A_2 – OTHERS GO TO Q.B4B

Social networking sites and sharing sites are becoming more and more popular. On these sites, people keep in touch with their friends and families, conduct business, meet new friends or play games.

Q.B4A

Thinking of your usage of social networking sites and sharing sites, which of the following types of information have you already disclosed (when you registered, or simply when using these websites)?

(SHOW CARD – READ OUT – MULTIPLE ANSWERS POSSIBLE)

Q.B4A_15 Other (SPONTANEOUS)

- 0 Not mentioned
- 1 Mentioned
- 9 Inap. Not sharing sites or using social networks (not coded 1 in V101 or V102)

v157 by v7, Absolute Values (Row Percent), weighted by v8

v7	v157	0	1	9	N Sum	N Valid Sum
		M				
AT	362 (95.5)	17 (4.5)	631	1010	379	
BE	438 (99.1)	4 (0.9)	578	1020	442	
BG	338 (99.4)	2 (0.6)	660	1000	340	
CY	169 (96.6)	6 (3.4)	326	501	175	
CZ	392 (98.7)	5 (1.3)	618	1015	397	
DE-E	189 (100.0)		341	530	189	
DE-W	333 (100.0)		656	989	333	
DK	621 (99.8)	1 (0.2)	385	1007	622	
EE	485 (100.0)		515	1000	485	
ES	382 (100.0)		624	1006	382	
FI	464 (99.1)	4 (0.9)	535	1003	468	
FR	419 (98.6)	6 (1.4)	574	999	425	
GB-GBN	491 (98.8)	6 (1.2)	502	999	497	
GB-NIR	129 (99.2)	1 (0.8)	161	291	130	
GR	302 (96.5)	11 (3.5)	687	1000	313	
HU	448 (98.2)	8 (1.8)	557	1013	456	
IE	483 (99.0)	5 (1.0)	487	975	488	
IT	322 (98.2)	6 (1.8)	711	1039	328	
LT	400 (98.3)	7 (1.7)	619	1026	407	
LU	245 (99.2)	2 (0.8)	254	501	247	
LV	562 (99.3)	4 (0.7)	434	1000	566	
MT	213 (99.1)	2 (0.9)	285	500	215	
NL	598 (98.7)	8 (1.3)	418	1024	606	
PL	385 (99.5)	2 (0.5)	613	1000	387	
PT	226 (98.7)	3 (1.3)	816	1045	229	
RO	288 (98.0)	6 (2.0)	719	1013	294	
SE	573 (99.8)	1 (0.2)	436	1010	574	
SI	412 (96.7)	14 (3.3)	595	1021	426	
SK	509 (99.4)	3 (0.6)	522	1034	512	
N Sum	11178	134	15259	26571		
N Valid Sum	11178	134			11312	

v158 - QB4A SOCIAL WEB DISCLOSED: NONE

ASK Q.B4A TO Q.B12A IF "USE SOCIAL NETWORKING SITES AND / OR SHARING SITES", CODE 1 IN Q.B1A_1 OR
Q.B1A_2 – OTHERS GO TO Q.B4B

Social networking sites and sharing sites are becoming more and more popular. On these sites, people keep in touch with their friends and families, conduct business, meet new friends or play games.

Q.B4A

Thinking of your usage of social networking sites and sharing sites, which of the following types of information have you already disclosed (when you registered, or simply when using these websites)?

(SHOW CARD – READ OUT – MULTIPLE ANSWERS POSSIBLE)

Q.B4A_16 None (SPONTANEOUS)

- 0 Not mentioned
- 1 Mentioned
- 9 Inap. Not sharing sites or using social networks (not coded 1 in V101 or V102)

v158 by v7, Absolute Values (Row Percent), weighted by v8

v7	v158	0	1	9	N Sum	N Valid Sum
				M		
AT	363 (95.8)	16 (4.2)	631	1010	379	
BE	412 (93.2)	30 (6.8)	578	1020	442	
BG	330 (97.3)	9 (2.7)	660	999	339	
CY	173 (98.9)	2 (1.1)	326	501	175	
CZ	368 (92.5)	30 (7.5)	618	1016	398	
DE-E	166 (87.4)	24 (12.6)	341	531	190	
DE-W	289 (86.5)	45 (13.5)	656	990	334	
DK	591 (95.0)	31 (5.0)	385	1007	622	
EE	477 (98.6)	7 (1.4)	515	999	484	
ES	373 (97.4)	10 (2.6)	624	1007	383	
FI	443 (94.7)	25 (5.3)	535	1003	468	
FR	385 (90.6)	40 (9.4)	574	999	425	
GB-GBN	451 (90.6)	47 (9.4)	502	1000	498	
GB-NIR	116 (89.2)	14 (10.8)	161	291	130	
GR	286 (91.4)	27 (8.6)	687	1000	313	
HU	425 (93.0)	32 (7.0)	557	1014	457	
IE	476 (97.5)	12 (2.5)	487	975	488	
IT	307 (93.6)	21 (6.4)	711	1039	328	
LT	364 (89.4)	43 (10.6)	619	1026	407	
LU	238 (96.4)	9 (3.6)	254	501	247	
LV	546 (96.6)	19 (3.4)	434	999	565	
MT	214 (99.5)	1 (0.5)	285	500	215	
NL	562 (92.7)	44 (7.3)	418	1024	606	
PL	355 (91.7)	32 (8.3)	613	1000	387	
PT	209 (90.9)	21 (9.1)	816	1046	230	
RO	287 (97.6)	7 (2.4)	719	1013	294	
SE	560 (97.7)	13 (2.3)	436	1009	573	
SI	404 (95.1)	21 (4.9)	595	1020	425	
SK	496 (96.9)	16 (3.1)	522	1034	512	
N Sum	10666	648	15259	26573		
N Valid Sum	10666	648			11314	

v159 - QB4A SOCIAL WEB DISCLOSED: DK

ASK Q.B4A TO Q.B12A IF "USE SOCIAL NETWORKING SITES AND / OR SHARING SITES", CODE 1 IN Q.B1A_1 OR
Q.B1A_2 – OTHERS GO TO Q.B4B

Social networking sites and sharing sites are becoming more and more popular. On these sites, people keep in touch with their friends and families, conduct business, meet new friends or play games.

Q.B4A

Thinking of your usage of social networking sites and sharing sites, which of the following types of information have you already disclosed (when you registered, or simply when using these websites)?

(SHOW CARD – READ OUT – MULTIPLE ANSWERS POSSIBLE)

Q.B4A_17 DK

- 0 Not mentioned
- 1 Mentioned
- 9 Inap. Not sharing sites or using social networks (not coded 1 in V101 or V102)

v159 by v7, Absolute Values (Row Percent), weighted by v8

v7	v159	0	1	9	N Sum	N Valid Sum
				M		
AT	377 (99.5)	2 (0.5)	631	1010	379	
BE	437 (98.9)	5 (1.1)	578	1020	442	
BG	321 (94.4)	19 (5.6)	660	1000	340	
CY	173 (98.9)	2 (1.1)	326	501	175	
CZ	394 (99.2)	3 (0.8)	618	1015	397	
DE-E	188 (99.5)	1 (0.5)	341	530	189	
DE-W	333 (100.0)	0 (0.0)	656	989	333	
DK	619 (99.5)	3 (0.5)	385	1007	622	
EE	473 (97.5)	12 (2.5)	515	1000	485	
ES	380 (99.2)	3 (0.8)	624	1007	383	
FI	468 (100.0)		535	1003	468	
FR	414 (97.4)	11 (2.6)	574	999	425	
GB-GBN	489 (98.4)	8 (1.6)	502	999	497	
GB-NIR	129 (99.2)	1 (0.8)	161	291	130	
GR	312 (99.7)	1 (0.3)	687	1000	313	
HU	456 (99.8)	1 (0.2)	557	1014	457	
IE	475 (97.3)	13 (2.7)	487	975	488	
IT	321 (97.9)	7 (2.1)	711	1039	328	
LT	399 (98.0)	8 (2.0)	619	1026	407	
LU	231 (93.5)	16 (6.5)	254	501	247	
LV	560 (98.9)	6 (1.1)	434	1000	566	
MT	215 (100.0)		285	500	215	
NL	602 (99.3)	4 (0.7)	418	1024	606	
PL	377 (97.4)	10 (2.6)	613	1000	387	
PT	225 (98.3)	4 (1.7)	816	1045	229	
RO	273 (92.9)	21 (7.1)	719	1013	294	
SE	571 (99.7)	2 (0.3)	436	1009	573	
SI	423 (99.5)	2 (0.5)	595	1020	425	
SK	509 (99.4)	3 (0.6)	522	1034	512	
N Sum	11144	168	15259	26571		
N Valid Sum	11144	168			11312	

v160 - QB5A SOCIAL WEB INFO DISCL: SERVICE ACCESS

ASK Q.B4A TO Q.B12A IF "USE SOCIAL NETWORKING SITES AND / OR SHARING SITES", CODE 1 IN Q.B1A_1 OR Q.B1A_2 – OTHERS GO TO Q.B4B

Q.B5A

ASK Q.B5A AND Q.B6A IF "HAVE DISCLOSED PERSONAL INFORMATION ON SOCIAL NETWORKING SITES AND / OR SHARING SITES", CODE 1 TO 15 IN Q.B4A – OTHERS GO TO Q.B7A

What are the most important reasons why you disclose such information on social networking sites and / or sharing sites?
(SHOW CARD – READ OUT – MAX. 3 ANSWERS)

Q.B5A_1 To access the service

- 0 Not mentioned
- 1 Mentioned
- 9 Inap. Not disclosing personal information (not coded any 1 in V143 to V156)

Note:

Multiple response questions are split into a set of dichotomized dummy variables (0 NOT MENTIONED / 1 MENTIONED) which represent each of the original categories and which are identified by the respective original category code as question number suffix. As a result the references to specific categories in the question text or in interviewer instructions should now be read as referring to the respective dummy variable if selected (code 1).

Nested question routing: the quoted filter reference (INAP) includes one or more preceding filter (or other) conditions for the exclusion of respondents.

v160 by v7, Absolute Values (Row Percent), weighted by v8

v7	v160	0	1	9	N Sum	N Valid Sum
				M		
AT	153 (42.4)	208 (57.6)	649	1010	361	
BE	161 (39.6)	246 (60.4)	613	1020	407	
BG	137 (43.9)	175 (56.1)	688	1000	312	
CY	40 (23.4)	131 (76.6)	330	501	171	
CZ	148 (40.5)	217 (59.5)	650	1015	365	
DE-E	62 (37.8)	102 (62.2)	366	530	164	
DE-W	116 (40.3)	172 (59.7)	701	989	288	
DK	153 (26.0)	435 (74.0)	420	1008	588	
EE	142 (30.5)	323 (69.5)	535	1000	465	
ES	100 (27.0)	270 (73.0)	636	1006	370	
FI	143 (32.3)	300 (67.7)	560	1003	443	
FR	151 (40.3)	224 (59.7)	626	1001	375	
GB-GBN	207 (46.8)	235 (53.2)	557	999	442	
GB-NIR	56 (48.7)	59 (51.3)	176	291	115	
GR	129 (45.3)	156 (54.7)	715	1000	285	
HU	158 (37.3)	266 (62.7)	591	1015	424	
IE	115 (24.8)	349 (75.2)	511	975	464	
IT	118 (39.2)	183 (60.8)	739	1040	301	
LT	151 (42.4)	205 (57.6)	670	1026	356	
LU	122 (55.0)	100 (45.0)	279	501	222	
LV	210 (38.9)	330 (61.1)	459	999	540	
MT	72 (33.6)	142 (66.4)	286	500	214	
NL	277 (49.6)	281 (50.4)	466	1024	558	
PL	107 (31.0)	238 (69.0)	655	1000	345	
PT	101 (49.3)	104 (50.7)	842	1047	205	
RO	112 (42.1)	154 (57.9)	747	1013	266	
SE	115 (20.6)	443 (79.4)	452	1010	558	
SI	139 (34.6)	263 (65.4)	618	1020	402	
SK	214 (43.4)	279 (56.6)	541	1034	493	
N Sum	3909	6590	16078	26577		
N Valid Sum	3909	6590			10499	

v161 - QB5A SOCIAL WEB INFO DISCL: SAVE TIME

ASK Q.B4A TO Q.B12A IF "USE SOCIAL NETWORKING SITES AND / OR SHARING SITES", CODE 1 IN Q.B1A_1 OR Q.B1A_2 – OTHERS GO TO Q.B4B

Q.B5A

ASK Q.B5A AND Q.B6A IF "HAVE DISCLOSED PERSONAL INFORMATION ON SOCIAL NETWORKING SITES AND / OR SHARING SITES", CODE 1 TO 15 IN Q.B4A – OTHERS GO TO Q.B7A

What are the most important reasons why you disclose such information on social networking sites and / or sharing sites?
(SHOW CARD – READ OUT – MAX. 3 ANSWERS)

Q.B5A_2 To save time at the next visit

- 0 Not mentioned
- 1 Mentioned
- 9 Inap. Not disclosing personal information (not coded any 1 in V143 to V156)

Note:

Multiple response questions are split into a set of dichotomized dummy variables (0 NOT MENTIONED / 1 MENTIONED) which represent each of the original categories and which are identified by the respective original category code as question number suffix. As a result the references to specific categories in the question text or in interviewer instructions should now be read as referring to the respective dummy variable if selected (code 1).

Nested question routing: the quoted filter reference (INAP) includes one or more preceding filter (or other) conditions for the exclusion of respondents.

v161 by v7, Absolute Values (Row Percent), weighted by v8

v7	v161	0	1	9	N Sum	N Valid Sum
				M		
AT	299 (82.8)	62 (17.2)	649	1010	361	
BE	349 (85.7)	58 (14.3)	613	1020	407	
BG	265 (84.9)	47 (15.1)	688	1000	312	
CY	139 (81.3)	32 (18.7)	330	501	171	
CZ	301 (82.5)	64 (17.5)	650	1015	365	
DE-E	137 (83.0)	28 (17.0)	366	531	165	
DE-W	252 (87.5)	36 (12.5)	701	989	288	
DK	481 (81.8)	107 (18.2)	420	1008	588	
EE	369 (79.2)	97 (20.8)	535	1001	466	
ES	340 (91.9)	30 (8.1)	636	1006	370	
FI	383 (86.5)	60 (13.5)	560	1003	443	
FR	331 (88.5)	43 (11.5)	626	1000	374	
GB-GBN	404 (91.2)	39 (8.8)	557	1000	443	
GB-NIR	107 (93.0)	8 (7.0)	176	291	115	
GR	254 (89.1)	31 (10.9)	715	1000	285	
HU	363 (85.6)	61 (14.4)	591	1015	424	
IE	382 (82.3)	82 (17.7)	511	975	464	
IT	269 (89.4)	32 (10.6)	739	1040	301	
LT	318 (89.3)	38 (10.7)	670	1026	356	
LU	196 (88.7)	25 (11.3)	279	500	221	
LV	467 (86.3)	74 (13.7)	459	1000	541	
MT	185 (86.4)	29 (13.6)	286	500	214	
NL	497 (89.1)	61 (10.9)	466	1024	558	
PL	288 (83.5)	57 (16.5)	655	1000	345	
PT	173 (84.4)	32 (15.6)	842	1047	205	
RO	218 (82.0)	48 (18.0)	747	1013	266	
SE	485 (86.9)	73 (13.1)	452	1010	558	
SI	325 (80.8)	77 (19.2)	618	1020	402	
SK	399 (80.9)	94 (19.1)	541	1034	493	
N Sum	8976	1525	16078	26579		
N Valid Sum	8976	1525			10501	

v162 - QB5A SOCIAL WEB INFO DISCL: FINANCIAL BENEFIT

ASK Q.B4A TO Q.B12A IF "USE SOCIAL NETWORKING SITES AND / OR SHARING SITES", CODE 1 IN Q.B1A_1 OR Q.B1A_2 – OTHERS GO TO Q.B4B

Q.B5A

ASK Q.B5A AND Q.B6A IF "HAVE DISCLOSED PERSONAL INFORMATION ON SOCIAL NETWORKING SITES AND / OR SHARING SITES", CODE 1 TO 15 IN Q.B4A – OTHERS GO TO Q.B7A

What are the most important reasons why you disclose such information on social networking sites and / or sharing sites?
(SHOW CARD – READ OUT – MAX. 3 ANSWERS)

Q.B5A_3 To receive money or price reductions

- 0 Not mentioned
- 1 Mentioned
- 9 Inap. Not disclosing personal information (not coded any 1 in V143 to V156)

Note:

Multiple response questions are split into a set of dichotomized dummy variables (0 NOT MENTIONED / 1 MENTIONED) which represent each of the original categories and which are identified by the respective original category code as question number suffix. As a result the references to specific categories in the question text or in interviewer instructions should now be read as referring to the respective dummy variable if selected (code 1).

Nested question routing: the quoted filter reference (INAP) includes one or more preceding filter (or other) conditions for the exclusion of respondents.

v162 by v7, Absolute Values (Row Percent), weighted by v8

v7	v162	0	1	9	N Sum	N Valid Sum
				M		
AT	286 (79.2)	75 (20.8)	649	1010	361	
BE	381 (93.6)	26 (6.4)	613	1020	407	
BG	304 (97.4)	8 (2.6)	688	1000	312	
CY	157 (91.8)	14 (8.2)	330	501	171	
CZ	329 (90.4)	35 (9.6)	650	1014	364	
DE-E	149 (90.9)	15 (9.1)	366	530	164	
DE-W	274 (94.8)	15 (5.2)	701	990	289	
DK	541 (92.0)	47 (8.0)	420	1008	588	
EE	410 (88.2)	55 (11.8)	535	1000	465	
ES	358 (96.8)	12 (3.2)	636	1006	370	
FI	413 (93.2)	30 (6.8)	560	1003	443	
FR	364 (97.3)	10 (2.7)	626	1000	374	
GB-GBN	428 (96.8)	14 (3.2)	557	999	442	
GB-NIR	114 (99.1)	1 (0.9)	176	291	115	
GR	268 (94.4)	16 (5.6)	715	999	284	
HU	380 (89.8)	43 (10.2)	591	1014	423	
IE	422 (90.9)	42 (9.1)	511	975	464	
IT	274 (91.3)	26 (8.7)	739	1039	300	
LT	336 (94.4)	20 (5.6)	670	1026	356	
LU	210 (94.6)	12 (5.4)	279	501	222	
LV	471 (87.2)	69 (12.8)	459	999	540	
MT	203 (94.9)	11 (5.1)	286	500	214	
NL	528 (94.8)	29 (5.2)	466	1023	557	
PL	322 (93.3)	23 (6.7)	655	1000	345	
PT	194 (94.6)	11 (5.4)	842	1047	205	
RO	233 (87.6)	33 (12.4)	747	1013	266	
SE	541 (97.0)	17 (3.0)	452	1010	558	
SI	387 (96.3)	15 (3.7)	618	1020	402	
SK	438 (88.8)	55 (11.2)	541	1034	493	
N Sum	9715	779	16078	26572		
N Valid Sum	9715	779			10494	

v163 - QB5A SOCIAL WEB INFO DISCL: BENEFIT FR OFFERS

ASK Q.B4A TO Q.B12A IF "USE SOCIAL NETWORKING SITES AND / OR SHARING SITES", CODE 1 IN Q.B1A_1 OR Q.B1A_2 – OTHERS GO TO Q.B4B

Q.B5A

ASK Q.B5A AND Q.B6A IF "HAVE DISCLOSED PERSONAL INFORMATION ON SOCIAL NETWORKING SITES AND / OR SHARING SITES", CODE 1 TO 15 IN Q.B4A – OTHERS GO TO Q.B7A

What are the most important reasons why you disclose such information on social networking sites and / or sharing sites?
(SHOW CARD – READ OUT – MAX. 3 ANSWERS)

Q.B5A_4 To benefit from personalised commercial offers

- 0 Not mentioned
- 1 Mentioned
- 9 Inap. Not disclosing personal information (not coded any 1 in V143 to V156)

Note:

Multiple response questions are split into a set of dichotomized dummy variables (0 NOT MENTIONED / 1 MENTIONED) which represent each of the original categories and which are identified by the respective original category code as question number suffix. As a result the references to specific categories in the question text or in interviewer instructions should now be read as referring to the respective dummy variable if selected (code 1).

Nested question routing: the quoted filter reference (INAP) includes one or more preceding filter (or other) conditions for the exclusion of respondents.

v163 by v7, Absolute Values (Row Percent), weighted by v8

v7	v163	0	1	9	N Sum	N Valid Sum
		M				
AT	310 (85.9)	51 (14.1)	649	1010	361	
BE	366 (89.9)	41 (10.1)	613	1020	407	
BG	299 (95.8)	13 (4.2)	688	1000	312	
CY	160 (93.6)	11 (6.4)	330	501	171	
CZ	328 (89.9)	37 (10.1)	650	1015	365	
DE-E	157 (95.2)	8 (4.8)	366	531	165	
DE-W	271 (94.1)	17 (5.9)	701	989	288	
DK	560 (95.4)	27 (4.6)	420	1007	587	
EE	433 (92.9)	33 (7.1)	535	1001	466	
ES	349 (94.3)	21 (5.7)	636	1006	370	
FI	391 (88.3)	52 (11.7)	560	1003	443	
FR	339 (90.6)	35 (9.4)	626	1000	374	
GB-GBN	437 (98.9)	5 (1.1)	557	999	442	
GB-NIR	114 (99.1)	1 (0.9)	176	291	115	
GR	249 (87.4)	36 (12.6)	715	1000	285	
HU	389 (92.0)	34 (8.0)	591	1014	423	
IE	424 (91.4)	40 (8.6)	511	975	464	
IT	255 (85.0)	45 (15.0)	739	1039	300	
LT	331 (93.0)	25 (7.0)	670	1026	356	
LU	204 (91.9)	18 (8.1)	279	501	222	
LV	514 (95.0)	27 (5.0)	459	1000	541	
MT	197 (92.1)	17 (7.9)	286	500	214	
NL	543 (97.3)	15 (2.7)	466	1024	558	
PL	296 (85.8)	49 (14.2)	655	1000	345	
PT	186 (91.2)	18 (8.8)	842	1046	204	
RO	231 (86.8)	35 (13.2)	747	1013	266	
SE	517 (92.7)	41 (7.3)	452	1010	558	
SI	383 (95.3)	19 (4.7)	618	1020	402	
SK	422 (85.6)	71 (14.4)	541	1034	493	
N Sum	9655	842	16078	26575		
N Valid Sum	9655	842			10497	

v164 - QB5A SOCIAL WEB INFO DISCL: SERVICE FOR FREE

ASK Q.B4A TO Q.B12A IF "USE SOCIAL NETWORKING SITES AND / OR SHARING SITES", CODE 1 IN Q.B1A_1 OR Q.B1A_2 – OTHERS GO TO Q.B4B

Q.B5A

ASK Q.B5A AND Q.B6A IF "HAVE DISCLOSED PERSONAL INFORMATION ON SOCIAL NETWORKING SITES AND / OR SHARING SITES", CODE 1 TO 15 IN Q.B4A – OTHERS GO TO Q.B7A

What are the most important reasons why you disclose such information on social networking sites and / or sharing sites?
(SHOW CARD – READ OUT – MAX. 3 ANSWERS)

Q.B5A_6 To get a service for free

- 0 Not mentioned
- 1 Mentioned
- 9 Inap. Not disclosing personal information (not coded any 1 in V143 to V156)

Note:

Multiple response questions are split into a set of dichotomized dummy variables (0 NOT MENTIONED / 1 MENTIONED) which represent each of the original categories and which are identified by the respective original category code as question number suffix. As a result the references to specific categories in the question text or in interviewer instructions should now be read as referring to the respective dummy variable if selected (code 1).

Nested question routing: the quoted filter reference (INAP) includes one or more preceding filter (or other) conditions for the exclusion of respondents.

v164 by v7, Absolute Values (Row Percent), weighted by v8

	v164	0	1	9	N Sum	N Valid Sum
v7						
		M				
AT	218 (60.4)	143 (39.6)	649	1010	361	
BE	354 (87.0)	53 (13.0)	613	1020	407	
BG	264 (84.6)	48 (15.4)	688	1000	312	
CY	146 (85.4)	25 (14.6)	330	501	171	
CZ	314 (86.3)	50 (13.7)	650	1014	364	
DE-E	95 (57.9)	69 (42.1)	366	530	164	
DE-W	201 (69.8)	87 (30.2)	701	989	288	
DK	467 (79.4)	121 (20.6)	420	1008	588	
EE	378 (81.1)	88 (18.9)	535	1001	466	
ES	285 (77.0)	85 (23.0)	636	1006	370	
FI	379 (85.6)	64 (14.4)	560	1003	443	
FR	333 (88.8)	42 (11.2)	626	1001	375	
GB-GBN	409 (92.3)	34 (7.7)	557	1000	443	
GB-NIR	111 (96.5)	4 (3.5)	176	291	115	
GR	235 (82.5)	50 (17.5)	715	1000	285	
HU	359 (84.7)	65 (15.3)	591	1015	424	
IE	403 (87.0)	60 (13.0)	511	974	463	
IT	246 (82.0)	54 (18.0)	739	1039	300	
LT	291 (81.7)	65 (18.3)	670	1026	356	
LU	202 (91.0)	20 (9.0)	279	501	222	
LV	469 (86.7)	72 (13.3)	459	1000	541	
MT	186 (86.9)	28 (13.1)	286	500	214	
NL	496 (89.0)	61 (11.0)	466	1023	557	
PL	269 (78.0)	76 (22.0)	655	1000	345	
PT	178 (87.3)	26 (12.7)	842	1046	204	
RO	208 (78.2)	58 (21.8)	747	1013	266	
SE	503 (90.1)	55 (9.9)	452	1010	558	
SI	327 (81.3)	75 (18.7)	618	1020	402	
SK	399 (80.9)	94 (19.1)	541	1034	493	
N Sum	8725	1772	16078	26575		
N Valid Sum	8725	1772			10497	

v165 - QB5A SOCIAL WEB INFO DISCL: ADAPTED SERVICE

ASK Q.B4A TO Q.B12A IF "USE SOCIAL NETWORKING SITES AND / OR SHARING SITES", CODE 1 IN Q.B1A_1 OR Q.B1A_2 – OTHERS GO TO Q.B4B

Q.B5A

ASK Q.B5A AND Q.B6A IF "HAVE DISCLOSED PERSONAL INFORMATION ON SOCIAL NETWORKING SITES AND / OR SHARING SITES", CODE 1 TO 15 IN Q.B4A – OTHERS GO TO Q.B7A

What are the most important reasons why you disclose such information on social networking sites and / or sharing sites?
(SHOW CARD – READ OUT – MAX. 3 ANSWERS)

Q.B5A_6 To obtain a service adapted to your needs

- 0 Not mentioned
- 1 Mentioned
- 9 Inap. Not disclosing personal information (not coded any 1 in V143 to V156)

Note:

Multiple response questions are split into a set of dichotomized dummy variables (0 NOT MENTIONED / 1 MENTIONED) which represent each of the original categories and which are identified by the respective original category code as question number suffix. As a result the references to specific categories in the question text or in interviewer instructions should now be read as referring to the respective dummy variable if selected (code 1).

Nested question routing: the quoted filter reference (INAP) includes one or more preceding filter (or other) conditions for the exclusion of respondents.

v165 by v7, Absolute Values (Row Percent), weighted by v8

	v165	0	1	9	N Sum	N Valid Sum
v7						
		M				
AT	270 (75.0)	90 (25.0)	649	1009	360	
BE	344 (84.5)	63 (15.5)	613	1020	407	
BG	260 (83.3)	52 (16.7)	688	1000	312	
CY	138 (80.7)	33 (19.3)	330	501	171	
CZ	276 (75.8)	88 (24.2)	650	1014	364	
DE-E	121 (73.8)	43 (26.2)	366	530	164	
DE-W	215 (74.7)	73 (25.3)	701	989	288	
DK	416 (70.9)	171 (29.1)	420	1007	587	
EE	379 (81.3)	87 (18.7)	535	1001	466	
ES	304 (82.2)	66 (17.8)	636	1006	370	
FI	338 (76.3)	105 (23.7)	560	1003	443	
FR	311 (82.9)	64 (17.1)	626	1001	375	
GB-GBN	414 (93.5)	29 (6.5)	557	1000	443	
GB-NIR	107 (93.0)	8 (7.0)	176	291	115	
GR	223 (78.2)	62 (21.8)	715	1000	285	
HU	351 (82.8)	73 (17.2)	591	1015	424	
IE	368 (79.5)	95 (20.5)	511	974	463	
IT	248 (82.7)	52 (17.3)	739	1039	300	
LT	290 (81.5)	66 (18.5)	670	1026	356	
LU	191 (86.0)	31 (14.0)	279	501	222	
LV	416 (77.0)	124 (23.0)	459	999	540	
MT	140 (65.7)	73 (34.3)	286	499	213	
NL	481 (86.4)	76 (13.6)	466	1023	557	
PL	281 (81.2)	65 (18.8)	655	1001	346	
PT	177 (86.8)	27 (13.2)	842	1046	204	
RO	220 (82.7)	46 (17.3)	747	1013	266	
SE	440 (78.9)	118 (21.1)	452	1010	558	
SI	301 (74.9)	101 (25.1)	618	1020	402	
SK	368 (74.6)	125 (25.4)	541	1034	493	
N Sum	8388	2106	16078	26572		
N Valid Sum	8388	2106			10494	

v166 - QB5A SOCIAL WEB INFO DISCL: FOR FUN

ASK Q.B4A TO Q.B12A IF "USE SOCIAL NETWORKING SITES AND / OR SHARING SITES", CODE 1 IN Q.B1A_1 OR Q.B1A_2 – OTHERS GO TO Q.B4B

Q.B5A

ASK Q.B5A AND Q.B6A IF "HAVE DISCLOSED PERSONAL INFORMATION ON SOCIAL NETWORKING SITES AND / OR SHARING SITES", CODE 1 TO 15 IN Q.B4A – OTHERS GO TO Q.B7A

What are the most important reasons why you disclose such information on social networking sites and / or sharing sites?
(SHOW CARD – READ OUT – MAX. 3 ANSWERS)

Q.B5A_7 For fun

- 0 Not mentioned
- 1 Mentioned
- 9 Inap. Not disclosing personal information (not coded any 1 in V143 to V156)

Note:

Multiple response questions are split into a set of dichotomized dummy variables (0 NOT MENTIONED / 1 MENTIONED) which represent each of the original categories and which are identified by the respective original category code as question number suffix. As a result the references to specific categories in the question text or in interviewer instructions should now be read as referring to the respective dummy variable if selected (code 1).

Nested question routing: the quoted filter reference (INAP) includes one or more preceding filter (or other) conditions for the exclusion of respondents.

v166 by v7, Absolute Values (Row Percent), weighted by v8

v7	v166	0	1	9	N Sum	N Valid Sum
				M		
AT	289 (80.1)	72 (19.9)	649	1010	361	
BE	297 (73.0)	110 (27.0)	613	1020	407	
BG	199 (63.8)	113 (36.2)	688	1000	312	
CY	146 (85.4)	25 (14.6)	330	501	171	
CZ	269 (73.7)	96 (26.3)	650	1015	365	
DE-E	146 (89.0)	18 (11.0)	366	530	164	
DE-W	242 (83.7)	47 (16.3)	701	990	289	
DK	482 (82.0)	106 (18.0)	420	1008	588	
EE	427 (91.8)	38 (8.2)	535	1000	465	
ES	307 (83.0)	63 (17.0)	636	1006	370	
FI	332 (74.9)	111 (25.1)	560	1003	443	
FR	288 (76.8)	87 (23.2)	626	1001	375	
GB-GBN	321 (72.5)	122 (27.5)	557	1000	443	
GB-NIR	67 (58.3)	48 (41.7)	176	291	115	
GR	267 (93.7)	18 (6.3)	715	1000	285	
HU	355 (83.7)	69 (16.3)	591	1015	424	
IE	333 (71.9)	130 (28.1)	511	974	463	
IT	214 (71.1)	87 (28.9)	739	1040	301	
LT	316 (89.0)	39 (11.0)	670	1025	355	
LU	155 (69.8)	67 (30.2)	279	501	222	
LV	410 (75.8)	131 (24.2)	459	1000	541	
MT	171 (79.9)	43 (20.1)	286	500	214	
NL	402 (72.0)	156 (28.0)	466	1024	558	
PL	324 (93.9)	21 (6.1)	655	1000	345	
PT	148 (72.5)	56 (27.5)	842	1046	204	
RO	217 (81.6)	49 (18.4)	747	1013	266	
SE	339 (60.8)	219 (39.2)	452	1010	558	
SI	357 (88.8)	45 (11.2)	618	1020	402	
SK	334 (67.7)	159 (32.3)	541	1034	493	
N Sum	8154	2345	16078	26577		
N Valid Sum	8154	2345			10499	

v167 - QB5A SOCIAL WEB INFO DISCL: CONNECT W OTHERS

ASK Q.B4A TO Q.B12A IF "USE SOCIAL NETWORKING SITES AND / OR SHARING SITES", CODE 1 IN Q.B1A_1 OR Q.B1A_2 – OTHERS GO TO Q.B4B

Q.B5A

ASK Q.B5A AND Q.B6A IF "HAVE DISCLOSED PERSONAL INFORMATION ON SOCIAL NETWORKING SITES AND / OR SHARING SITES", CODE 1 TO 15 IN Q.B4A – OTHERS GO TO Q.B7A

What are the most important reasons why you disclose such information on social networking sites and / or sharing sites?
(SHOW CARD – READ OUT – MAX. 3 ANSWERS)

Q.B5A_8 To connect with others

- 0 Not mentioned
- 1 Mentioned
- 9 Inap. Not disclosing personal information (not coded any 1 in V143 to V156)

Note:

Multiple response questions are split into a set of dichotomized dummy variables (0 NOT MENTIONED / 1 MENTIONED) which represent each of the original categories and which are identified by the respective original category code as question number suffix. As a result the references to specific categories in the question text or in interviewer instructions should now be read as referring to the respective dummy variable if selected (code 1).

Nested question routing: the quoted filter reference (INAP) includes one or more preceding filter (or other) conditions for the exclusion of respondents.

v167 by v7, Absolute Values (Row Percent), weighted by v8

v7	v167	0	1	9	N Sum	N Valid Sum
		M				
AT	212 (58.7)	149 (41.3)	649	1010	361	
BE	217 (53.3)	190 (46.7)	613	1020	407	
BG	140 (45.0)	171 (55.0)	688	999	311	
CY	90 (52.6)	81 (47.4)	330	501	171	
CZ	185 (50.7)	180 (49.3)	650	1015	365	
DE-E	74 (45.1)	90 (54.9)	366	530	164	
DE-W	103 (35.8)	185 (64.2)	701	989	288	
DK	273 (46.4)	315 (53.6)	420	1008	588	
EE	234 (50.3)	231 (49.7)	535	1000	465	
ES	210 (56.8)	160 (43.2)	636	1006	370	
FI	183 (41.3)	260 (58.7)	560	1003	443	
FR	169 (45.2)	205 (54.8)	626	1000	374	
GB-GBN	173 (39.1)	270 (60.9)	557	1000	443	
GB-NIR	41 (36.0)	73 (64.0)	176	290	114	
GR	123 (43.3)	161 (56.7)	715	999	284	
HU	214 (50.5)	210 (49.5)	591	1015	424	
IE	268 (57.8)	196 (42.2)	511	975	464	
IT	168 (56.0)	132 (44.0)	739	1039	300	
LT	145 (40.7)	211 (59.3)	670	1026	356	
LU	66 (29.7)	156 (70.3)	279	501	222	
LV	255 (47.1)	286 (52.9)	459	1000	541	
MT	132 (61.7)	82 (38.3)	286	500	214	
NL	195 (34.9)	363 (65.1)	466	1024	558	
PL	228 (66.1)	117 (33.9)	655	1000	345	
PT	116 (56.9)	88 (43.1)	842	1046	204	
RO	180 (67.4)	87 (32.6)	747	1014	267	
SE	219 (39.3)	338 (60.7)	452	1009	557	
SI	184 (45.8)	218 (54.2)	618	1020	402	
SK	239 (48.5)	254 (51.5)	541	1034	493	
N Sum	5036	5459	16078	26573		
N Valid Sum	5036	5459			10495	

v168 - QB5A SOCIAL WEB INFO DISCL: OTHER REASONS

ASK Q.B4A TO Q.B12A IF "USE SOCIAL NETWORKING SITES AND / OR SHARING SITES", CODE 1 IN Q.B1A_1 OR Q.B1A_2 – OTHERS GO TO Q.B4B

Q.B5A

ASK Q.B5A AND Q.B6A IF "HAVE DISCLOSED PERSONAL INFORMATION ON SOCIAL NETWORKING SITES AND / OR SHARING SITES", CODE 1 TO 15 IN Q.B4A – OTHERS GO TO Q.B7A

What are the most important reasons why you disclose such information on social networking sites and / or sharing sites?
(SHOW CARD – READ OUT – MAX. 3 ANSWERS)

Q.B5A_9 Other (SPONTANEOUS)

- 0 Not mentioned
- 1 Mentioned
- 9 Inap. Not disclosing personal information (not coded any 1 in V143 to V156)

Note:

Multiple response questions are split into a set of dichotomized dummy variables (0 NOT MENTIONED / 1 MENTIONED) which represent each of the original categories and which are identified by the respective original category code as question number suffix. As a result the references to specific categories in the question text or in interviewer instructions should now be read as referring to the respective dummy variable if selected (code 1).

Nested question routing: the quoted filter reference (INAP) includes one or more preceding filter (or other) conditions for the exclusion of respondents.

v168 by v7, Absolute Values (Row Percent), weighted by v8

v7	v168	0	1	9	N Sum	N Valid Sum
		M				
AT	355 (98.3)	6 (1.7)	649	1010	361	
BE	398 (97.8)	9 (2.2)	613	1020	407	
BG	312 (100.0)		688	1000	312	
CY	169 (98.8)	2 (1.2)	330	501	171	
CZ	360 (98.6)	5 (1.4)	650	1015	365	
DE-E	163 (99.4)	1 (0.6)	366	530	164	
DE-W	288 (100.0)	0 (0.0)	701	989	288	
DK	583 (99.3)	4 (0.7)	420	1007	587	
EE	461 (99.1)	4 (0.9)	535	1000	465	
ES	367 (99.2)	3 (0.8)	636	1006	370	
FI	441 (99.5)	2 (0.5)	560	1003	443	
FR	369 (98.7)	5 (1.3)	626	1000	374	
GB-GBN	434 (98.2)	8 (1.8)	557	999	442	
GB-NIR	115 (100.0)		176	291	115	
GR	284 (99.6)	1 (0.4)	715	1000	285	
HU	422 (99.5)	2 (0.5)	591	1015	424	
IE	461 (99.4)	3 (0.6)	511	975	464	
IT	293 (97.7)	7 (2.3)	739	1039	300	
LT	346 (97.5)	9 (2.5)	670	1025	355	
LU	217 (97.7)	5 (2.3)	279	501	222	
LV	536 (99.3)	4 (0.7)	459	999	540	
MT	214 (100.0)		286	500	214	
NL	548 (98.2)	10 (1.8)	466	1024	558	
PL	342 (99.1)	3 (0.9)	655	1000	345	
PT	202 (99.0)	2 (1.0)	842	1046	204	
RO	260 (97.7)	6 (2.3)	747	1013	266	
SE	553 (99.1)	5 (0.9)	452	1010	558	
SI	386 (96.3)	15 (3.7)	618	1019	401	
SK	490 (99.4)	3 (0.6)	541	1034	493	
N Sum	10369	124	16078	26571		
N Valid Sum	10369	124			10493	

v169 - QB5A SOCIAL WEB INFO DISCL: DK

ASK Q.B4A TO Q.B12A IF "USE SOCIAL NETWORKING SITES AND / OR SHARING SITES", CODE 1 IN Q.B1A_1 OR Q.B1A_2 – OTHERS GO TO Q.B4B

Q.B5A

ASK Q.B5A AND Q.B6A IF "HAVE DISCLOSED PERSONAL INFORMATION ON SOCIAL NETWORKING SITES AND / OR SHARING SITES", CODE 1 TO 15 IN Q.B4A – OTHERS GO TO Q.B7A

What are the most important reasons why you disclose such information on social networking sites and / or sharing sites?
(SHOW CARD – READ OUT – MAX. 3 ANSWERS)

Q.B5A_10 DK

- 0 Not mentioned
- 1 Mentioned
- 9 Inap. Not disclosing personal information (not coded any 1 in V143 to V156)

Note:

Multiple response questions are split into a set of dichotomized dummy variables (0 NOT MENTIONED / 1 MENTIONED) which represent each of the original categories and which are identified by the respective original category code as question number suffix. As a result the references to specific categories in the question text or in interviewer instructions should now be read as referring to the respective dummy variable if selected (code 1).

Nested question routing: the quoted filter reference (INAP) includes one or more preceding filter (or other) conditions for the exclusion of respondents.

v169 by v7, Absolute Values (Row Percent), weighted by v8

v7	v169	0	1	9	N Sum	N Valid Sum
				M		
AT	358 (99.2)	3 (0.8)	649	1010	361	
BE	404 (99.3)	3 (0.7)	613	1020	407	
BG	305 (97.8)	7 (2.2)	688	1000	312	
CY	171 (100.0)		330	501	171	
CZ	358 (98.4)	6 (1.6)	650	1014	364	
DE-E	162 (98.2)	3 (1.8)	366	531	165	
DE-W	287 (99.7)	1 (0.3)	701	989	288	
DK	584 (99.5)	3 (0.5)	420	1007	587	
EE	458 (98.5)	7 (1.5)	535	1000	465	
ES	369 (99.7)	1 (0.3)	636	1006	370	
FI	442 (99.8)	1 (0.2)	560	1003	443	
FR	369 (98.7)	5 (1.3)	626	1000	374	
GB-GBN	435 (98.2)	8 (1.8)	557	1000	443	
GB-NIR	113 (98.3)	2 (1.7)	176	291	115	
GR	283 (99.3)	2 (0.7)	715	1000	285	
HU	415 (97.9)	9 (2.1)	591	1015	424	
IE	460 (99.1)	4 (0.9)	511	975	464	
IT	297 (99.0)	3 (1.0)	739	1039	300	
LT	351 (98.6)	5 (1.4)	670	1026	356	
LU	218 (98.2)	4 (1.8)	279	501	222	
LV	533 (98.5)	8 (1.5)	459	1000	541	
MT	205 (95.8)	9 (4.2)	286	500	214	
NL	551 (98.7)	7 (1.3)	466	1024	558	
PL	340 (98.3)	6 (1.7)	655	1001	346	
PT	202 (99.0)	2 (1.0)	842	1046	204	
RO	254 (95.5)	12 (4.5)	747	1013	266	
SE	557 (99.8)	1 (0.2)	452	1010	558	
SI	401 (99.8)	1 (0.2)	618	1020	402	
SK	488 (99.0)	5 (1.0)	541	1034	493	
N Sum	10370	128	16078	26576		
N Valid Sum	10370	128			10498	

v170 - QB6A SOCIAL WEB INFO DISCLOSURE - CONTROL

ASK Q.B4A TO Q.B12A IF "USE SOCIAL NETWORKING SITES AND / OR SHARING SITES", CODE 1 IN Q.B1A_1 OR Q.B1A_2 – OTHERS GO TO Q.B4B

ASK Q.B5A AND Q.B6A IF "HAVE DISCLOSED PERSONAL INFORMATION ON SOCIAL NETWORKING SITES AND / OR SHARING SITES", CODE 1 TO 15 IN Q.B4A – OTHERS GO TO Q.B7A

Q.B6A

How much control do you feel you have over the information you have disclosed on social networking sites and / or sharing sites, e.g. the ability to change, delete or correct this information?

(READ OUT – ONE ANSWER ONLY)

- 1 Complete control
- 2 Partial control
- 3 No control at all
- 4 DK
- 9 Inap. Not disclosing personal information (not coded any 1 in V143 to V156)

Note:

Multiple response questions are split into a set of dichotomized dummy variables (0 NOT MENTIONED / 1 MENTIONED) which represent each of the original categories and which are identified by the respective original category code as question number suffix. As a result the references to specific categories in the question text or in interviewer instructions should now be read as referring to the respective dummy variable if selected (code 1).

Nested question routing: the quoted filter reference (INAP) includes one or more preceding filter (or other) conditions for the exclusion of respondents.

v170 by v7, Absolute Values (Row Percent), weighted by v8

	v170	1	2	3	4	9	N Sum	N Valid Sum
v7					M	M		
AT	60 (16.8)	224 (62.6)	74 (20.7)	3	649	1010	358	
BE	126 (31.2)	195 (48.3)	83 (20.5)	4	613	1021	404	
BG	76 (26.2)	161 (55.5)	53 (18.3)	22	688	1000	290	
CY	89 (53.6)	60 (36.1)	17 (10.2)	5	330	501	166	
CZ	71 (19.8)	199 (55.4)	89 (24.8)	6	650	1015	359	
DE-E	24 (15.3)	88 (56.1)	45 (28.7)	7	366	530	157	
DE-W	54 (19.3)	143 (51.1)	83 (29.6)	8	701	989	280	
DK	152 (25.9)	311 (53.1)	123 (21.0)	1	420	1007	586	
EE	117 (25.7)	269 (59.0)	70 (15.4)	9	535	1000	456	
ES	84 (23.6)	195 (54.8)	77 (21.6)	13	636	1005	356	
FI	124 (28.3)	268 (61.2)	46 (10.5)	5	560	1003	438	
FR	97 (26.1)	166 (44.7)	108 (29.1)	3	626	1000	371	
GB-GBN	146 (33.0)	224 (50.6)	73 (16.5)		557	1000	443	
GB-NIR	47 (41.2)	54 (47.4)	13 (11.4)	1	176	291	114	
GR	72 (25.8)	144 (51.6)	63 (22.6)	5	715	999	279	
HU	135 (32.9)	235 (57.3)	40 (9.8)	13	591	1014	410	
IE	140 (31.8)	233 (53.0)	67 (15.2)	24	511	975	440	
IT	102 (34.9)	147 (50.3)	43 (14.7)	8	739	1039	292	
LT	113 (32.6)	188 (54.2)	46 (13.3)	8	670	1025	347	
LU	47 (21.5)	132 (60.3)	40 (18.3)	3	279	501	219	
LV	90 (16.9)	294 (55.2)	149 (28.0)	8	459	1000	533	
MT	95 (45.5)	88 (42.1)	26 (12.4)	4	286	499	209	
NL	177 (32.3)	318 (58.0)	53 (9.7)	9	466	1023	548	
PL	76 (22.6)	207 (61.4)	54 (16.0)	8	655	1000	337	
PT	51 (25.8)	131 (66.2)	16 (8.1)	7	842	1047	198	
RO	46 (18.6)	129 (52.2)	72 (29.1)	19	747	1013	247	
SE	134 (24.4)	294 (53.6)	121 (22.0)	9	452	1010	549	
SI	94 (23.9)	198 (50.3)	102 (25.9)	8	618	1020	394	
SK	135 (27.9)	282 (58.3)	67 (13.8)	9	541	1034	484	
N Sum	2774	5577	1913	229	16078	26571		
N Valid Sum	2774	5577	1913				10264	

v171 - QB7A SOC WEB DISCLOSURE RISKS: USE W/O KNOWLEDGE

ASK Q.B4A TO Q.B12A IF "USE SOCIAL NETWORKING SITES AND / OR SHARING SITES", CODE 1 IN Q.B1A_1 OR
Q.B1A_2 – OTHERS GO TO Q.B4B

Q.B7A

I will read out a list of potential risks. According to you, what are the most important risks connected with disclosure of personal information on social networking sites and / or sharing sites?

(SHOW CARD – READ OUT – ROTATE – MAX. 3 ANSWERS)

Q.B7A_1 Your information being used without your knowledge

- 0 Not mentioned
- 1 Mentioned
- 9 Inap. Not sharing sites or using social networks (not coded 1 in V101 or V102)

v171 by v7, Absolute Values (Row Percent), weighted by v8

v7	v171	0	1	9	N Sum	N Valid Sum
		M				
AT	205 (54.1)	174 (45.9)	631	1010	379	
BE	235 (53.0)	208 (47.0)	578	1021	443	
BG	144 (42.4)	196 (57.6)	660	1000	340	
CY	49 (28.0)	126 (72.0)	326	501	175	
CZ	189 (47.6)	208 (52.4)	618	1015	397	
DE-E	104 (55.0)	85 (45.0)	341	530	189	
DE-W	198 (59.3)	136 (40.7)	656	990	334	
DK	302 (48.6)	320 (51.4)	385	1007	622	
EE	283 (58.5)	201 (41.5)	515	999	484	
ES	231 (60.5)	151 (39.5)	624	1006	382	
FI	272 (58.1)	196 (41.9)	535	1003	468	
FR	228 (53.6)	197 (46.4)	574	999	425	
GB-GBN	325 (65.3)	173 (34.7)	502	1000	498	
GB-NIR	84 (64.6)	46 (35.4)	161	291	130	
GR	152 (48.6)	161 (51.4)	687	1000	313	
HU	195 (42.8)	261 (57.2)	557	1013	456	
IE	188 (38.5)	300 (61.5)	487	975	488	
IT	194 (59.1)	134 (40.9)	711	1039	328	
LT	203 (49.9)	204 (50.1)	619	1026	407	
LU	118 (47.8)	129 (52.2)	254	501	247	
LV	265 (46.8)	301 (53.2)	434	1000	566	
MT	83 (38.6)	132 (61.4)	285	500	215	
NL	321 (53.0)	285 (47.0)	418	1024	606	
PL	213 (55.0)	174 (45.0)	613	1000	387	
PT	158 (69.0)	71 (31.0)	816	1045	229	
RO	111 (37.8)	183 (62.2)	719	1013	294	
SE	283 (49.3)	291 (50.7)	436	1010	574	
SI	175 (41.1)	251 (58.9)	595	1021	426	
SK	280 (54.7)	232 (45.3)	522	1034	512	
N Sum	5788	5526	15259	26573		
N Valid Sum	5788	5526			11314	

v172 - QB7A SOC WEB DISCLOSURE RISKS: SHARED W/O AGREEM

ASK Q.B4A TO Q.B12A IF "USE SOCIAL NETWORKING SITES AND / OR SHARING SITES", CODE 1 IN Q.B1A_1 OR Q.B1A_2 – OTHERS GO TO Q.B4B

Q.B7A

I will read out a list of potential risks. According to you, what are the most important risks connected with disclosure of personal information on social networking sites and / or sharing sites?

(SHOW CARD – READ OUT – ROTATE – MAX. 3 ANSWERS)

Q.B7A_2 Your information being shared with third parties without your agreement

0 Not mentioned

1 Mentioned

9 Inap. Not sharing sites or using social networks (not coded 1 in V101 or V102)

v172 by v7, Absolute Values (Row Percent), weighted by v8

v7	v172	0	1	9	N Sum	N Valid Sum
		M				
AT	173 (45.6)	206 (54.4)	631	1010	379	
BE	237 (53.6)	205 (46.4)	578	1020	442	
BG	212 (62.4)	128 (37.6)	660	1000	340	
CY	99 (56.6)	76 (43.4)	326	501	175	
CZ	232 (58.4)	165 (41.6)	618	1015	397	
DE-E	64 (33.9)	125 (66.1)	341	530	189	
DE-W	143 (42.9)	190 (57.1)	656	989	333	
DK	385 (61.9)	237 (38.1)	385	1007	622	
EE	298 (61.6)	186 (38.4)	515	999	484	
ES	283 (74.1)	99 (25.9)	624	1006	382	
FI	274 (58.4)	195 (41.6)	535	1004	469	
FR	287 (67.4)	139 (32.6)	574	1000	426	
GB-GBN	356 (71.6)	141 (28.4)	502	999	497	
GB-NIR	99 (76.2)	31 (23.8)	161	291	130	
GR	185 (59.3)	127 (40.7)	687	999	312	
HU	253 (55.4)	204 (44.6)	557	1014	457	
IE	288 (59.0)	200 (41.0)	487	975	488	
IT	211 (64.3)	117 (35.7)	711	1039	328	
LT	282 (69.3)	125 (30.7)	619	1026	407	
LU	132 (53.2)	116 (46.8)	254	502	248	
LV	338 (59.8)	227 (40.2)	434	999	565	
MT	136 (63.3)	79 (36.7)	285	500	215	
NL	282 (46.5)	324 (53.5)	418	1024	606	
PL	276 (71.3)	111 (28.7)	613	1000	387	
PT	152 (66.4)	77 (33.6)	816	1045	229	
RO	198 (67.3)	96 (32.7)	719	1013	294	
SE	362 (63.1)	212 (36.9)	436	1010	574	
SI	280 (65.9)	145 (34.1)	595	1020	425	
SK	305 (59.6)	207 (40.4)	522	1034	512	
N Sum	6822	4490	15259	26571		
N Valid Sum	6822	4490			11312	

v173 - QB7A SOC WEB DISCLOSURE RISKS: COMMERCIAL OFFERS

ASK Q.B4A TO Q.B12A IF "USE SOCIAL NETWORKING SITES AND / OR SHARING SITES", CODE 1 IN Q.B1A_1 OR
Q.B1A_2 – OTHERS GO TO Q.B4B

Q.B7A

I will read out a list of potential risks. According to you, what are the most important risks connected with disclosure of personal information on social networking sites and / or sharing sites?

(SHOW CARD – READ OUT – ROTATE – MAX. 3 ANSWERS)

Q.B7A_3 Your information being used to send you unwanted commercial offers

- 0 Not mentioned
- 1 Mentioned
- 9 Inap. Not sharing sites or using social networks (not coded 1 in V101 or V102)

v173 by v7, Absolute Values (Row Percent), weighted by v8

v7	v173	0	1	9	N Sum	N Valid Sum
		M				
AT	251 (66.2)	128 (33.8)	631	1010	379	
BE	293 (66.3)	149 (33.7)	578	1020	442	
BG	254 (74.7)	86 (25.3)	660	1000	340	
CY	136 (78.2)	38 (21.8)	326	500	174	
CZ	229 (57.7)	168 (42.3)	618	1015	397	
DE-E	123 (65.1)	66 (34.9)	341	530	189	
DE-W	223 (66.8)	111 (33.2)	656	990	334	
DK	413 (66.4)	209 (33.6)	385	1007	622	
EE	347 (71.5)	138 (28.5)	515	1000	485	
ES	304 (79.6)	78 (20.4)	624	1006	382	
FI	384 (82.1)	84 (17.9)	535	1003	468	
FR	303 (71.1)	123 (28.9)	574	1000	426	
GB-GBN	412 (82.7)	86 (17.3)	502	1000	498	
GB-NIR	105 (80.8)	25 (19.2)	161	291	130	
GR	237 (75.7)	76 (24.3)	687	1000	313	
HU	288 (63.0)	169 (37.0)	557	1014	457	
IE	383 (78.5)	105 (21.5)	487	975	488	
IT	245 (74.7)	83 (25.3)	711	1039	328	
LT	303 (74.4)	104 (25.6)	619	1026	407	
LU	165 (66.8)	82 (33.2)	254	501	247	
LV	390 (68.9)	176 (31.1)	434	1000	566	
MT	167 (77.7)	48 (22.3)	285	500	215	
NL	353 (58.3)	253 (41.7)	418	1024	606	
PL	263 (68.0)	124 (32.0)	613	1000	387	
PT	174 (75.7)	56 (24.3)	816	1046	230	
RO	225 (76.5)	69 (23.5)	719	1013	294	
SE	420 (73.3)	153 (26.7)	436	1009	573	
SI	322 (75.8)	103 (24.2)	595	1020	425	
SK	354 (69.1)	158 (30.9)	522	1034	512	
N Sum	8066	3248	15259	26573		
N Valid Sum	8066	3248			11314	

v174 - QB7A SOC WEB DISCLOSURE RISKS: MISUNDERSTANDING

ASK Q.B4A TO Q.B12A IF "USE SOCIAL NETWORKING SITES AND / OR SHARING SITES", CODE 1 IN Q.B1A_1 OR
Q.B1A_2 – OTHERS GO TO Q.B4B

Q.B7A

I will read out a list of potential risks. According to you, what are the most important risks connected with disclosure of personal information on social networking sites and / or sharing sites?

(SHOW CARD – READ OUT – ROTATE – MAX. 3 ANSWERS)

Q.B7A_4 Your views and behaviours being misunderstood

- 0 Not mentioned
- 1 Mentioned
- 9 Inap. Not sharing sites or using social networks (not coded 1 in V101 or V102)

v174 by v7, Absolute Values (Row Percent), weighted by v8

v7	v174	0	1	9	N Sum	N Valid Sum
				M		
AT	319 (84.2)	60 (15.8)	631	1010	379	
BE	381 (86.2)	61 (13.8)	578	1020	442	
BG	293 (86.2)	47 (13.8)	660	1000	340	
CY	156 (89.1)	19 (10.9)	326	501	175	
CZ	349 (87.9)	48 (12.1)	618	1015	397	
DE-E	171 (90.5)	18 (9.5)	341	530	189	
DE-W	302 (90.7)	31 (9.3)	656	989	333	
DK	549 (88.3)	73 (11.7)	385	1007	622	
EE	444 (91.7)	40 (8.3)	515	999	484	
ES	339 (88.7)	43 (11.3)	624	1006	382	
FI	434 (92.7)	34 (7.3)	535	1003	468	
FR	389 (91.3)	37 (8.7)	574	1000	426	
GB-GBN	448 (90.0)	50 (10.0)	502	1000	498	
GB-NIR	115 (88.5)	15 (11.5)	161	291	130	
GR	268 (85.6)	45 (14.4)	687	1000	313	
HU	421 (92.3)	35 (7.7)	557	1013	456	
IE	409 (83.8)	79 (16.2)	487	975	488	
IT	281 (85.7)	47 (14.3)	711	1039	328	
LT	378 (92.9)	29 (7.1)	619	1026	407	
LU	219 (88.3)	29 (11.7)	254	502	248	
LV	527 (93.1)	39 (6.9)	434	1000	566	
MT	194 (90.2)	21 (9.8)	285	500	215	
NL	516 (85.1)	90 (14.9)	418	1024	606	
PL	361 (93.0)	27 (7.0)	613	1001	388	
PT	213 (92.6)	17 (7.4)	816	1046	230	
RO	257 (87.4)	37 (12.6)	719	1013	294	
SE	503 (87.6)	71 (12.4)	436	1010	574	
SI	384 (90.4)	41 (9.6)	595	1020	425	
SK	423 (82.6)	89 (17.4)	522	1034	512	
N Sum	10043	1272	15259	26574		
N Valid Sum	10043	1272			11315	

v175 - QB7A SOC WEB DISCLOSURE RISKS: ONLINE THEFT

ASK Q.B4A TO Q.B12A IF "USE SOCIAL NETWORKING SITES AND / OR SHARING SITES", CODE 1 IN Q.B1A_1 OR
Q.B1A_2 – OTHERS GO TO Q.B4B

Q.B7A

I will read out a list of potential risks. According to you, what are the most important risks connected with disclosure of personal information on social networking sites and / or sharing sites?

(SHOW CARD – READ OUT – ROTATE – MAX. 3 ANSWERS)

Q.B7A_5 Your identity being at risk of theft online

- 0 Not mentioned
- 1 Mentioned
- 9 Inap. Not sharing sites or using social networks (not coded 1 in V101 or V102)

v175 by v7, Absolute Values (Row Percent), weighted by v8

v7	v175	0	1	9	N Sum	N Valid Sum
				M		
AT	302 (79.9)	76 (20.1)	631	1009	378	
BE	319 (72.2)	123 (27.8)	578	1020	442	
BG	271 (79.7)	69 (20.3)	660	1000	340	
CY	132 (75.4)	43 (24.6)	326	501	175	
CZ	327 (82.4)	70 (17.6)	618	1015	397	
DE-E	147 (77.4)	43 (22.6)	341	531	190	
DE-W	260 (77.8)	74 (22.2)	656	990	334	
DK	341 (54.8)	281 (45.2)	385	1007	622	
EE	311 (64.3)	173 (35.7)	515	999	484	
ES	251 (65.7)	131 (34.3)	624	1006	382	
FI	292 (62.3)	177 (37.7)	535	1004	469	
FR	230 (54.1)	195 (45.9)	574	999	425	
GB-GBN	260 (52.2)	238 (47.8)	502	1000	498	
GB-NIR	50 (38.5)	80 (61.5)	161	291	130	
GR	241 (77.0)	72 (23.0)	687	1000	313	
HU	348 (76.1)	109 (23.9)	557	1014	457	
IE	263 (53.8)	226 (46.2)	487	976	489	
IT	254 (77.4)	74 (22.6)	711	1039	328	
LT	335 (82.3)	72 (17.7)	619	1026	407	
LU	148 (59.7)	100 (40.3)	254	502	248	
LV	452 (79.9)	114 (20.1)	434	1000	566	
MT	140 (65.1)	75 (34.9)	285	500	215	
NL	452 (74.6)	154 (25.4)	418	1024	606	
PL	302 (78.0)	85 (22.0)	613	1000	387	
PT	187 (81.3)	43 (18.7)	816	1046	230	
RO	209 (71.1)	85 (28.9)	719	1013	294	
SE	321 (55.9)	253 (44.1)	436	1010	574	
SI	304 (71.5)	121 (28.5)	595	1020	425	
SK	361 (70.5)	151 (29.5)	522	1034	512	
N Sum	7810	3507	15259	26576		
N Valid Sum	7810	3507			11317	

v176 - QB7A SOC WEB DISCLOSURE RISKS: PERSONAL SAFETY

ASK Q.B4A TO Q.B12A IF "USE SOCIAL NETWORKING SITES AND / OR SHARING SITES", CODE 1 IN Q.B1A_1 OR
Q.B1A_2 – OTHERS GO TO Q.B4B

Q.B7A

I will read out a list of potential risks. According to you, what are the most important risks connected with disclosure of personal information on social networking sites and / or sharing sites?

(SHOW CARD – READ OUT – ROTATE – MAX. 3 ANSWERS)

Q.B7A_6 Your personal safety being at risk

- 0 Not mentioned
- 1 Mentioned
- 9 Inap. Not sharing sites or using social networks (not coded 1 in V101 or V102)

v176 by v7, Absolute Values (Row Percent), weighted by v8

v7	v176	0	1	9	N Sum	N Valid Sum
				M		
AT	326 (86.2)	52 (13.8)	631	1009	378	
BE	351 (79.4)	91 (20.6)	578	1020	442	
BG	268 (78.8)	72 (21.2)	660	1000	340	
CY	118 (67.4)	57 (32.6)	326	501	175	
CZ	329 (82.9)	68 (17.1)	618	1015	397	
DE-E	164 (86.3)	26 (13.7)	341	531	190	
DE-W	276 (82.9)	57 (17.1)	656	989	333	
DK	526 (84.6)	96 (15.4)	385	1007	622	
EE	331 (68.2)	154 (31.8)	515	1000	485	
ES	264 (69.1)	118 (30.9)	624	1006	382	
FI	342 (73.1)	126 (26.9)	535	1003	468	
FR	348 (81.9)	77 (18.1)	574	999	425	
GB-GBN	363 (73.0)	134 (27.0)	502	999	497	
GB-NIR	99 (76.2)	31 (23.8)	161	291	130	
GR	267 (85.3)	46 (14.7)	687	1000	313	
HU	386 (84.5)	71 (15.5)	557	1014	457	
IE	371 (76.0)	117 (24.0)	487	975	488	
IT	276 (84.1)	52 (15.9)	711	1039	328	
LT	316 (77.6)	91 (22.4)	619	1026	407	
LU	208 (84.2)	39 (15.8)	254	501	247	
LV	456 (80.7)	109 (19.3)	434	999	565	
MT	178 (82.8)	37 (17.2)	285	500	215	
NL	535 (88.3)	71 (11.7)	418	1024	606	
PL	332 (85.8)	55 (14.2)	613	1000	387	
PT	178 (77.4)	52 (22.6)	816	1046	230	
RO	254 (86.4)	40 (13.6)	719	1013	294	
SE	490 (85.5)	83 (14.5)	436	1009	573	
SI	343 (80.7)	82 (19.3)	595	1020	425	
SK	381 (74.4)	131 (25.6)	522	1034	512	
N Sum	9076	2235	15259	26570		
N Valid Sum	9076	2235			11311	

v177 - QB7A SOC WEB DISCLOSURE RISKS: FRAUD

ASK Q.B4A TO Q.B12A IF "USE SOCIAL NETWORKING SITES AND / OR SHARING SITES", CODE 1 IN Q.B1A_1 OR
Q.B1A_2 – OTHERS GO TO Q.B4B

Q.B7A

I will read out a list of potential risks. According to you, what are the most important risks connected with disclosure of personal information on social networking sites and / or sharing sites?

(SHOW CARD – READ OUT – ROTATE – MAX. 3 ANSWERS)

Q.B7A_7 Yourself being victim of fraud

- 0 Not mentioned
- 1 Mentioned
- 9 Inap. Not sharing sites or using social networks (not coded 1 in V101 or V102)

v177 by v7, Absolute Values (Row Percent), weighted by v8

v7	v177	0	1	9	N Sum	N Valid Sum
		M				
AT	266 (70.2)	113 (29.8)	631	1010	379	
BE	318 (71.9)	124 (28.1)	578	1020	442	
BG	208 (61.2)	132 (38.8)	660	1000	340	
CY	109 (62.3)	66 (37.7)	326	501	175	
CZ	239 (60.2)	158 (39.8)	618	1015	397	
DE-E	114 (60.3)	75 (39.7)	341	530	189	
DE-W	197 (59.2)	136 (40.8)	656	989	333	
DK	391 (62.9)	231 (37.1)	385	1007	622	
EE	266 (54.8)	219 (45.2)	515	1000	485	
ES	185 (48.3)	198 (51.7)	624	1007	383	
FI	284 (60.7)	184 (39.3)	535	1003	468	
FR	225 (52.8)	201 (47.2)	574	1000	426	
GB-GBN	255 (51.2)	243 (48.8)	502	1000	498	
GB-NIR	58 (44.6)	72 (55.4)	161	291	130	
GR	180 (57.5)	133 (42.5)	687	1000	313	
HU	312 (68.4)	144 (31.6)	557	1013	456	
IE	314 (64.3)	174 (35.7)	487	975	488	
IT	241 (73.5)	87 (26.5)	711	1039	328	
LT	224 (55.0)	183 (45.0)	619	1026	407	
LU	165 (66.8)	82 (33.2)	254	501	247	
LV	293 (51.8)	273 (48.2)	434	1000	566	
MT	144 (67.0)	71 (33.0)	285	500	215	
NL	447 (73.8)	159 (26.2)	418	1024	606	
PL	184 (47.5)	203 (52.5)	613	1000	387	
PT	102 (44.3)	128 (55.7)	816	1046	230	
RO	222 (75.5)	72 (24.5)	719	1013	294	
SE	333 (58.0)	241 (42.0)	436	1010	574	
SI	236 (55.5)	189 (44.5)	595	1020	425	
SK	361 (70.5)	151 (29.5)	522	1034	512	
N Sum	6873	4442	15259	26574		
N Valid Sum	6873	4442			11315	

v178 - QB7A SOC WEB DISCLOSURE RISKS: DISCRIMINATION

ASK Q.B4A TO Q.B12A IF "USE SOCIAL NETWORKING SITES AND / OR SHARING SITES", CODE 1 IN Q.B1A_1 OR
Q.B1A_2 – OTHERS GO TO Q.B4B

Q.B7A

I will read out a list of potential risks. According to you, what are the most important risks connected with disclosure of personal information on social networking sites and / or sharing sites?

(SHOW CARD – READ OUT – ROTATE – MAX. 3 ANSWERS)

Q.B7A_8 Yourself being discriminated against (e.g. in job selection, receiving price increases, getting no access to a service)

- 0 Not mentioned
- 1 Mentioned
- 9 Inap. Not sharing sites or using social networks (not coded 1 in V101 or V102)

v178 by v7, Absolute Values (Row Percent), weighted by v8

v7	v178	0	1	9	N Sum	N Valid Sum
		M				
AT	339 (89.4)	40 (10.6)	631	1010	379	
BE	401 (90.5)	42 (9.5)	578	1021	443	
BG	338 (99.4)	2 (0.6)	660	1000	340	
CY	169 (96.6)	6 (3.4)	326	501	175	
CZ	376 (94.5)	22 (5.5)	618	1016	398	
DE-E	172 (90.5)	18 (9.5)	341	531	190	
DE-W	312 (93.7)	21 (6.3)	656	989	333	
DK	585 (94.1)	37 (5.9)	385	1007	622	
EE	457 (94.4)	27 (5.6)	515	999	484	
ES	363 (95.0)	19 (5.0)	624	1006	382	
FI	449 (95.9)	19 (4.1)	535	1003	468	
FR	374 (87.8)	52 (12.2)	574	1000	426	
GB-GBN	463 (93.0)	35 (7.0)	502	1000	498	
GB-NIR	114 (87.7)	16 (12.3)	161	291	130	
GR	300 (95.8)	13 (4.2)	687	1000	313	
HU	428 (93.7)	29 (6.3)	557	1014	457	
IE	452 (92.6)	36 (7.4)	487	975	488	
IT	315 (96.0)	13 (4.0)	711	1039	328	
LT	388 (95.3)	19 (4.7)	619	1026	407	
LU	223 (90.3)	24 (9.7)	254	501	247	
LV	538 (95.1)	28 (4.9)	434	1000	566	
MT	203 (94.4)	12 (5.6)	285	500	215	
NL	575 (94.9)	31 (5.1)	418	1024	606	
PL	375 (96.9)	12 (3.1)	613	1000	387	
PT	219 (95.6)	10 (4.4)	816	1045	229	
RO	289 (98.3)	5 (1.7)	719	1013	294	
SE	510 (88.9)	64 (11.1)	436	1010	574	
SI	399 (93.9)	26 (6.1)	595	1020	425	
SK	481 (93.9)	31 (6.1)	522	1034	512	
N Sum	10607	709	15259	26575		
N Valid Sum	10607	709			11316	

v179 - QB7A SOC WEB DISCLOSURE RISKS: REPUTATION DAMAGE

ASK Q.B4A TO Q.B12A IF "USE SOCIAL NETWORKING SITES AND / OR SHARING SITES", CODE 1 IN Q.B1A_1 OR
Q.B1A_2 – OTHERS GO TO Q.B4B

Q.B7A

I will read out a list of potential risks. According to you, what are the most important risks connected with disclosure of personal information on social networking sites and / or sharing sites?

(SHOW CARD – READ OUT – ROTATE – MAX. 3 ANSWERS)

Q.B7A_9 Your reputation being damaged

- 0 Not mentioned
- 1 Mentioned
- 9 Inap. Not sharing sites or using social networks (not coded 1 in V101 or V102)

v179 by v7, Absolute Values (Row Percent), weighted by v8

v7	v179	0	1	9	N Sum	N Valid Sum
		M				
AT	327 (86.3)	52 (13.7)	631	1010	379	
BE	401 (90.7)	41 (9.3)	578	1020	442	
BG	316 (92.9)	24 (7.1)	660	1000	340	
CY	162 (92.6)	13 (7.4)	326	501	175	
CZ	341 (85.7)	57 (14.3)	618	1016	398	
DE-E	164 (86.3)	26 (13.7)	341	531	190	
DE-W	276 (82.6)	58 (17.4)	656	990	334	
DK	593 (95.3)	29 (4.7)	385	1007	622	
EE	378 (77.9)	107 (22.1)	515	1000	485	
ES	323 (84.6)	59 (15.4)	624	1006	382	
FI	427 (91.0)	42 (9.0)	535	1004	469	
FR	360 (84.5)	66 (15.5)	574	1000	426	
GB-GBN	456 (91.6)	42 (8.4)	502	1000	498	
GB-NIR	118 (90.8)	12 (9.2)	161	291	130	
GR	296 (94.6)	17 (5.4)	687	1000	313	
HU	409 (89.5)	48 (10.5)	557	1014	457	
IE	448 (91.8)	40 (8.2)	487	975	488	
IT	295 (89.9)	33 (10.1)	711	1039	328	
LT	326 (80.1)	81 (19.9)	619	1026	407	
LU	235 (95.1)	12 (4.9)	254	501	247	
LV	516 (91.2)	50 (8.8)	434	1000	566	
MT	185 (85.6)	31 (14.4)	285	501	216	
NL	542 (89.4)	64 (10.6)	418	1024	606	
PL	350 (90.4)	37 (9.6)	613	1000	387	
PT	209 (91.3)	20 (8.7)	816	1045	229	
RO	276 (93.9)	18 (6.1)	719	1013	294	
SE	534 (93.0)	40 (7.0)	436	1010	574	
SI	376 (88.3)	50 (11.7)	595	1021	426	
SK	394 (77.0)	118 (23.0)	522	1034	512	
N Sum	10033	1287	15259	26579		
N Valid Sum	10033	1287			11320	

v180 - QB7A SOC WEB DISCLOSURE RISKS: IN OTHER CONTEXTS

ASK Q.B4A TO Q.B12A IF "USE SOCIAL NETWORKING SITES AND / OR SHARING SITES", CODE 1 IN Q.B1A_1 OR
Q.B1A_2 – OTHERS GO TO Q.B4B

Q.B7A

I will read out a list of potential risks. According to you, what are the most important risks connected with disclosure of personal information on social networking sites and / or sharing sites?

(SHOW CARD – READ OUT – ROTATE – MAX. 3 ANSWERS)

Q.B7A_10 Your information being used in different contexts from the ones where you disclosed it

- 0 Not mentioned
- 1 Mentioned
- 9 Inap. Not sharing sites or using social networks (not coded 1 in V101 or V102)

v180 by v7, Absolute Values (Row Percent), weighted by v8

	v180	0	1	9	N Sum	N Valid Sum
v7						
		M				
AT	257 (67.8)	122 (32.2)	631	1010	379	
BE	339 (76.5)	104 (23.5)	578	1021	443	
BG	277 (81.7)	62 (18.3)	660	999	339	
CY	143 (81.7)	32 (18.3)	326	501	175	
CZ	311 (78.3)	86 (21.7)	618	1015	397	
DE-E	117 (61.9)	72 (38.1)	341	530	189	
DE-W	219 (65.8)	114 (34.2)	656	989	333	
DK	351 (56.4)	271 (43.6)	385	1007	622	
EE	440 (90.9)	44 (9.1)	515	999	484	
ES	317 (82.8)	66 (17.2)	624	1007	383	
FI	256 (54.7)	212 (45.3)	535	1003	468	
FR	350 (82.4)	75 (17.6)	574	999	425	
GB-GBN	382 (76.7)	116 (23.3)	502	1000	498	
GB-NIR	100 (76.9)	30 (23.1)	161	291	130	
GR	236 (75.4)	77 (24.6)	687	1000	313	
HU	392 (85.8)	65 (14.2)	557	1014	457	
IE	422 (86.3)	67 (13.7)	487	976	489	
IT	217 (66.2)	111 (33.8)	711	1039	328	
LT	333 (81.8)	74 (18.2)	619	1026	407	
LU	204 (82.6)	43 (17.4)	254	501	247	
LV	460 (81.3)	106 (18.7)	434	1000	566	
MT	164 (76.3)	51 (23.7)	285	500	215	
NL	430 (71.0)	176 (29.0)	418	1024	606	
PL	299 (77.1)	89 (22.9)	613	1001	388	
PT	188 (82.1)	41 (17.9)	816	1045	229	
RO	266 (90.5)	28 (9.5)	719	1013	294	
SE	350 (61.0)	224 (39.0)	436	1010	574	
SI	294 (69.2)	131 (30.8)	595	1020	425	
SK	421 (82.2)	91 (17.8)	522	1034	512	
N Sum	8535	2780	15259	26574		
N Valid Sum	8535	2780			11315	

v181 - QB7A SOC WEB DISCLOSURE RISKS: OTHER

ASK Q.B4A TO Q.B12A IF "USE SOCIAL NETWORKING SITES AND / OR SHARING SITES", CODE 1 IN Q.B1A_1 OR
Q.B1A_2 – OTHERS GO TO Q.B4B

Q.B7A

I will read out a list of potential risks. According to you, what are the most important risks connected with disclosure of personal information on social networking sites and / or sharing sites?

(SHOW CARD – READ OUT – ROTATE – MAX. 3 ANSWERS)

Q.B7A_11 Other (SPONTANEOUS)

- 0 Not mentioned
- 1 Mentioned
- 9 Inap. Not sharing sites or using social networks (not coded 1 in V101 or V102)

v181 by v7, Absolute Values (Row Percent), weighted by v8

	v181	0	1	9	N Sum	N Valid Sum
v7						
		M				
AT	378 (99.7)	1 (0.3)	631	1010	379	
BE	439 (99.3)	3 (0.7)	578	1020	442	
BG	339 (99.7)	1 (0.3)	660	1000	340	
CY	175 (100.0)		326	501	175	
CZ	397 (100.0)		618	1015	397	
DE-E	189 (100.0)		341	530	189	
DE-W	333 (100.0)		656	989	333	
DK	621 (99.8)	1 (0.2)	385	1007	622	
EE	485 (100.0)		515	1000	485	
ES	381 (99.7)	1 (0.3)	624	1006	382	
FI	465 (99.1)	4 (0.9)	535	1004	469	
FR	426 (100.0)		574	1000	426	
GB-GBN	495 (99.4)	3 (0.6)	502	1000	498	
GB-NIR	129 (99.2)	1 (0.8)	161	291	130	
GR	312 (99.7)	1 (0.3)	687	1000	313	
HU	455 (99.6)	2 (0.4)	557	1014	457	
IE	479 (98.2)	9 (1.8)	487	975	488	
IT	325 (99.1)	3 (0.9)	711	1039	328	
LT	404 (99.3)	3 (0.7)	619	1026	407	
LU	246 (99.6)	1 (0.4)	254	501	247	
LV	566 (100.0)		434	1000	566	
MT	215 (100.0)		285	500	215	
NL	604 (99.7)	2 (0.3)	418	1024	606	
PL	386 (99.7)	1 (0.3)	613	1000	387	
PT	229 (99.6)	1 (0.4)	816	1046	230	
RO	292 (99.3)	2 (0.7)	719	1013	294	
SE	570 (99.3)	4 (0.7)	436	1010	574	
SI	422 (99.3)	3 (0.7)	595	1020	425	
SK	511 (99.8)	1 (0.2)	522	1034	512	
N Sum	11268	48	15259	26575		
N Valid Sum	11268	48			11316	

v182 - QB7A SOC WEB DISCLOSURE RISKS: NONE

ASK Q.B4A TO Q.B12A IF "USE SOCIAL NETWORKING SITES AND / OR SHARING SITES", CODE 1 IN Q.B1A_1 OR
Q.B1A_2 – OTHERS GO TO Q.B4B

Q.B7A

I will read out a list of potential risks. According to you, what are the most important risks connected with disclosure of personal information on social networking sites and / or sharing sites?

(SHOW CARD – READ OUT – ROTATE – MAX. 3 ANSWERS)

Q.B7A_12 None (SPONTANEOUS)

- 0 Not mentioned
- 1 Mentioned
- 9 Inap. Not sharing sites or using social networks (not coded 1 in V101 or V102)

v182 by v7, Absolute Values (Row Percent), weighted by v8

	v182	0	1	9	N Sum	N Valid Sum
v7						
		M				
AT	375 (98.9)	4 (1.1)	631	1010	379	
BE	430 (97.3)	12 (2.7)	578	1020	442	
BG	335 (98.5)	5 (1.5)	660	1000	340	
CY	172 (98.3)	3 (1.7)	326	501	175	
CZ	392 (98.7)	5 (1.3)	618	1015	397	
DE-E	189 (99.5)	1 (0.5)	341	531	190	
DE-W	325 (97.6)	8 (2.4)	656	989	333	
DK	618 (99.4)	4 (0.6)	385	1007	622	
EE	479 (98.8)	6 (1.2)	515	1000	485	
ES	375 (97.9)	8 (2.1)	624	1007	383	
FI	455 (97.2)	13 (2.8)	535	1003	468	
FR	419 (98.4)	7 (1.6)	574	1000	426	
GB-GBN	478 (96.2)	19 (3.8)	502	999	497	
GB-NIR	126 (96.9)	4 (3.1)	161	291	130	
GR	301 (96.2)	12 (3.8)	687	1000	313	
HU	437 (95.8)	19 (4.2)	557	1013	456	
IE	486 (99.6)	2 (0.4)	487	975	488	
IT	314 (95.7)	14 (4.3)	711	1039	328	
LT	377 (92.6)	30 (7.4)	619	1026	407	
LU	245 (99.2)	2 (0.8)	254	501	247	
LV	549 (97.0)	17 (3.0)	434	1000	566	
MT	213 (99.1)	2 (0.9)	285	500	215	
NL	592 (97.5)	15 (2.5)	418	1025	607	
PL	380 (98.2)	7 (1.8)	613	1000	387	
PT	224 (97.4)	6 (2.6)	816	1046	230	
RO	287 (97.6)	7 (2.4)	719	1013	294	
SE	567 (98.8)	7 (1.2)	436	1010	574	
SI	420 (98.8)	5 (1.2)	595	1020	425	
SK	510 (99.6)	2 (0.4)	522	1034	512	
N Sum	11070	246	15259	26575		
N Valid Sum	11070	246			11316	

v183 - QB7A SOC WEB DISCLOSURE RISKS: DK

ASK Q.B4A TO Q.B12A IF "USE SOCIAL NETWORKING SITES AND / OR SHARING SITES", CODE 1 IN Q.B1A_1 OR
Q.B1A_2 – OTHERS GO TO Q.B4B

Q.B7A

I will read out a list of potential risks. According to you, what are the most important risks connected with disclosure of personal information on social networking sites and / or sharing sites?

(SHOW CARD – READ OUT – ROTATE – MAX. 3 ANSWERS)

Q.B7A_13 DK

- 0 Not mentioned
- 1 Mentioned
- 9 Inap. Not sharing sites or using social networks (not coded 1 in V101 or V102)

v183 by v7, Absolute Values (Row Percent), weighted by v8

v7	v183	0	1	9	N Sum	N Valid Sum
				M		
AT	375 (98.9)	4 (1.1)	631	1010	379	
BE	439 (99.3)	3 (0.7)	578	1020	442	
BG	314 (92.4)	26 (7.6)	660	1000	340	
CY	173 (98.9)	2 (1.1)	326	501	175	
CZ	396 (99.7)	1 (0.3)	618	1015	397	
DE-E	189 (99.5)	1 (0.5)	341	531	190	
DE-W	331 (99.1)	3 (0.9)	656	990	334	
DK	619 (99.5)	3 (0.5)	385	1007	622	
EE	474 (97.7)	11 (2.3)	515	1000	485	
ES	377 (98.4)	6 (1.6)	624	1007	383	
FI	468 (100.0)		535	1003	468	
FR	422 (99.3)	3 (0.7)	574	999	425	
GB-GBN	481 (96.6)	17 (3.4)	502	1000	498	
GB-NIR	126 (96.9)	4 (3.1)	161	291	130	
GR	313 (100.0)		687	1000	313	
HU	457 (100.0)		557	1014	457	
IE	472 (96.7)	16 (3.3)	487	975	488	
IT	320 (97.6)	8 (2.4)	711	1039	328	
LT	403 (99.0)	4 (1.0)	619	1026	407	
LU	234 (94.7)	13 (5.3)	254	501	247	
LV	555 (98.1)	11 (1.9)	434	1000	566	
MT	211 (98.1)	4 (1.9)	285	500	215	
NL	598 (98.7)	8 (1.3)	418	1024	606	
PL	371 (95.9)	16 (4.1)	613	1000	387	
PT	226 (98.7)	3 (1.3)	816	1045	229	
RO	266 (90.5)	28 (9.5)	719	1013	294	
SE	570 (99.5)	3 (0.5)	436	1009	573	
SI	423 (99.5)	2 (0.5)	595	1020	425	
SK	509 (99.4)	3 (0.6)	522	1034	512	
N Sum	11112	203	15259	26574		
N Valid Sum	11112	203			11315	

v184 - QB8A SOCIAL WEB - SUFFICIENT DISCLOSURE INFO

ASK Q.B4A TO Q.B12A IF "USE SOCIAL NETWORKING SITES AND / OR SHARING SITES", CODE 1 IN Q.B1A_1 OR Q.B1A_2 – OTHERS GO TO Q.B4B

Q.B8A

Please tell me whether you agree or disagree with the following statement: Social networking sites and / or sharing sites sufficiently inform their users about the possible consequences of disclosing personal information.

(READ OUT – ONE ANSWER ONLY)

- 1 Totally agree
- 2 Tend to agree
- 3 Tend to disagree
- 4 Totally disagree
- 5 DK
- 9 Inap. Not sharing sites or using social networks (not coded 1 in V101 or V102)

v184 by v7, Absolute Values (Row Percent), weighted by v8

v7	v184	1	2	3	4	5	9	N Sum	N Valid Sum
						M	M		
AT	30 (8.3)	146 (40.2)	144 (39.7)	43 (11.8)	15	631	1009	363	
BE	30 (6.9)	163 (37.4)	170 (39.0)	73 (16.7)	7	578	1021	436	
BG	37 (12.5)	140 (47.1)	99 (33.3)	21 (7.1)	43	660	1000	297	
CY	41 (24.0)	44 (25.7)	52 (30.4)	34 (19.9)	3	326	500	171	
CZ	33 (8.6)	142 (37.0)	150 (39.1)	59 (15.4)	14	618	1016	384	
DE-E	17 (9.3)	55 (30.2)	73 (40.1)	37 (20.3)	8	341	531	182	
DE-W	34 (11.1)	89 (29.2)	124 (40.7)	58 (19.0)	29	656	990	305	
DK	79 (13.1)	192 (31.7)	174 (28.8)	160 (26.4)	17	385	1007	605	
EE	80 (17.2)	168 (36.1)	161 (34.6)	56 (12.0)	19	515	999	465	
ES	52 (14.1)	154 (41.6)	84 (22.7)	80 (21.6)	12	624	1006	370	
FI	32 (7.0)	195 (42.6)	153 (33.4)	78 (17.0)	10	535	1003	458	
FR	42 (10.3)	104 (25.5)	112 (27.5)	150 (36.8)	18	574	1000	408	
GB-GBN	82 (17.3)	185 (39.1)	131 (27.7)	75 (15.9)	25	502	1000	473	
GB-NIR	11 (9.2)	56 (46.7)	41 (34.2)	12 (10.0)	10	161	291	120	
GR	35 (11.4)	113 (36.7)	135 (43.8)	25 (8.1)	5	687	1000	308	
HU	80 (17.9)	228 (51.1)	105 (23.5)	33 (7.4)	12	557	1015	446	
IE	61 (13.3)	231 (50.4)	109 (23.8)	57 (12.4)	30	487	975	458	
IT	53 (17.1)	161 (51.9)	75 (24.2)	21 (6.8)	18	711	1039	310	
LT	66 (17.4)	144 (37.9)	117 (30.8)	53 (13.9)	27	619	1026	380	
LU	26 (11.4)	52 (22.7)	79 (34.5)	72 (31.4)	17	254	500	229	
LV	77 (14.0)	205 (37.3)	177 (32.2)	91 (16.5)	16	434	1000	550	
MT	64 (31.7)	73 (36.1)	44 (21.8)	21 (10.4)	13	285	500	202	
NL	53 (9.3)	173 (30.2)	222 (38.8)	124 (21.7)	34	418	1024	572	
PL	33 (9.1)	181 (50.0)	108 (29.8)	40 (11.0)	26	613	1001	362	
PT	35 (15.7)	134 (60.1)	45 (20.2)	9 (4.0)	8	816	1047	223	
RO	36 (14.6)	112 (45.5)	55 (22.4)	43 (17.5)	48	719	1013	246	
SE	83 (15.1)	195 (35.5)	155 (28.2)	117 (21.3)	24	436	1010	550	
SI	36 (8.8)	144 (35.0)	143 (34.8)	88 (21.4)	14	595	1020	411	
SK	56 (11.2)	214 (42.9)	184 (36.9)	45 (9.0)	13	522	1034	499	
N Sum	1394	4193	3421	1775	535	15259	26577		
N Valid Sum	1394	4193	3421	1775				10783	

v185 - QB9A1 SOCIAL WEB INFO SECURITY - RESPONSIBLE 1ST

ASK Q.B4A TO Q.B12A IF "USE SOCIAL NETWORKING SITES AND / OR SHARING SITES", CODE 1 IN Q.B1A_1 OR
Q.B1A_2 – OTHERS GO TO Q.B4B

Q.B9A1

Who do you think should make sure that your information is collected, stored and exchanged safely on social networking sites
and / or sharing sites? Firstly?

(SHOW CARD – ONE ANSWER PER COLUMN – READ OUT)

- 1 You – as you need to take care of your information
- 2 The social networking sites and / or sharing sites you are dealing with – as they need to ensure they process your
information fairly
- 3 Public authorities – as they need to ensure that citizens are protected
- 4 Other (SPONTANEOUS)
- 5 DK
- 9 Inap. Not sharing sites or using social networks (not coded 1 in V101 or V102)

v185 by v7, Absolute Values (Row Percent), weighted by v8

v7	v185	1	2	3	4	5	9	N Sum	N Valid Sum
						M	M		
AT	170 (45.2)	153 (40.7)	53 (14.1)			3	631	1010	376
BE	232 (53.0)	132 (30.1)	70 (16.0)	4 (0.9)	4	578	1020	438	
BG	182 (58.9)	92 (29.8)	33 (10.7)	2 (0.6)	31	660	1000	309	
CY	119 (69.2)	27 (15.7)	26 (15.1)			3	326	501	172
CZ	167 (42.4)	175 (44.4)	50 (12.7)	2 (0.5)	4	618	1016	394	
DE-E	73 (39.2)	71 (38.2)	42 (22.6)			3	341	530	186
DE-W	171 (52.1)	110 (33.5)	47 (14.3)			5	656	989	328
DK	252 (41.0)	304 (49.5)	57 (9.3)	1 (0.2)	8	385	1007	614	
EE	244 (50.8)	174 (36.3)	61 (12.7)	1 (0.2)	6	515	1001	480	
ES	142 (37.5)	112 (29.6)	124 (32.7)	1 (0.3)	3	624	1006	379	
FI	211 (45.2)	216 (46.3)	40 (8.6)			2	535	1004	467
FR	230 (54.8)	122 (29.0)	67 (16.0)	1 (0.2)	5	574	999	420	
GB-GBN	276 (57.0)	170 (35.1)	37 (7.6)	1 (0.2)	13	502	999	484	
GB-NIR	73 (60.8)	36 (30.0)	11 (9.2)			10	161	291	120
GR	132 (42.4)	85 (27.3)	93 (29.9)	1 (0.3)	1	687	999	311	
HU	232 (51.1)	167 (36.8)	55 (12.1)			3	557	1014	454
IE	318 (67.7)	119 (25.3)	32 (6.8)	1 (0.2)	19	487	976	470	
IT	124 (38.5)	104 (32.3)	91 (28.3)	3 (0.9)	8	711	1041	322	
LT	192 (48.1)	150 (37.6)	55 (13.8)	2 (0.5)	8	619	1026	399	
LU	143 (61.1)	54 (23.1)	37 (15.8)			13	254	501	234
LV	232 (41.9)	218 (39.4)	104 (18.8)			12	434	1000	554
MT	138 (63.9)	32 (14.8)	46 (21.3)				285	501	216
NL	317 (52.8)	191 (31.8)	90 (15.0)	2 (0.3)	6	418	1024	600	
PL	176 (46.3)	144 (37.9)	60 (15.8)			8	613	1001	380
PT	131 (58.5)	59 (26.3)	34 (15.2)			5	816	1045	224
RO	192 (72.2)	45 (16.9)	29 (10.9)			29	719	1014	266
SE	253 (44.5)	254 (44.7)	58 (10.2)	3 (0.5)	5	436	1009	568	
SI	259 (61.2)	112 (26.5)	47 (11.1)	5 (1.2)	2	595	1020	423	
SK	255 (50.4)	202 (39.9)	49 (9.7)			6	522	1034	506
N Sum	5636	3830	1598	30	225	15259	26578		
N Valid Sum	5636	3830	1598	30					11094

v186 - QB9A2 SOCIAL WEB INFO SECURITY - RESPONSIBLE 2ND

ASK Q.B4A TO Q.B12A IF "USE SOCIAL NETWORKING SITES AND / OR SHARING SITES", CODE 1 IN Q.B1A_1 OR
Q.B1A_2 – OTHERS GO TO Q.B4B

[Q.B9A1

Who do you think should make sure that your information is collected, stored and exchanged safely on social networking sites
and / or sharing sites? Firstly?]

Q.B9A2

And secondly?

(SHOW CARD – ONE ANSWER PER COLUMN – READ OUT)

- 1 You – as you need to take care of your information
- 2 The social networking sites and / or sharing sites you are dealing with – as they need to ensure they process your
information fairly
- 3 Public authorities – as they need to ensure that citizens are protected
- 4 Other (SPONTANEOUS)
- 5 DK
- 9 Inap. DK or Inap. in Q.B9A1 (not coded 1 to 4 in V185)

Note:

Nested question routing: the quoted filter reference (INAP) includes one or more preceding filter (or other) conditions for the
exclusion of respondents.

v186 by v7, Absolute Values (Row Percent), weighted by v8

v7	v186	1	2	3	4	5	9	N Sum	N Valid Sum
						M	M		
AT	94 (25.5)	136 (36.9)	131 (35.5)	8 (2.2)	6	634	1009	369	
BE	97 (22.1)	197 (45.0)	135 (30.8)	9 (2.1)	1	582	1021	438	
BG	64 (21.6)	132 (44.6)	100 (33.8)		13	691	1000	296	
CY	26 (16.5)	58 (36.7)	73 (46.2)	1 (0.6)	14	329	501	158	
CZ	114 (29.5)	141 (36.4)	132 (34.1)		7	622	1016	387	
DE-E	48 (26.2)	76 (41.5)	59 (32.2)		3	344	530	183	
DE-W	84 (25.8)	143 (43.9)	99 (30.4)		2	661	989	326	
DK	234 (38.5)	224 (36.8)	146 (24.0)	4 (0.7)	7	392	1007	608	
EE	134 (29.6)	183 (40.4)	135 (29.8)	1 (0.2)	25	522	1000	453	
ES	94 (25.3)	135 (36.3)	137 (36.8)	6 (1.6)	7	627	1006	372	
FI	158 (34.0)	195 (41.9)	106 (22.8)	6 (1.3)	1	537	1003	465	
FR	108 (26.8)	170 (42.2)	123 (30.5)	2 (0.5)	17	579	999	403	
GB-GBN	127 (27.6)	215 (46.7)	112 (24.3)	6 (1.3)	25	516	1001	460	
GB-NIR	25 (21.7)	52 (45.2)	34 (29.6)	4 (3.5)	4	171	290	115	
GR	71 (23.1)	116 (37.7)	119 (38.6)	2 (0.6)	3	688	999	308	
HU	116 (26.1)	190 (42.7)	139 (31.2)		8	561	1014	445	
IE	79 (17.6)	224 (50.0)	144 (32.1)	1 (0.2)	21	506	975	448	
IT	75 (24.0)	121 (38.8)	112 (35.9)	4 (1.3)	9	718	1039	312	
LT	117 (30.3)	161 (41.7)	102 (26.4)	6 (1.6)	13	627	1026	386	
LU	58 (25.1)	118 (51.1)	54 (23.4)	1 (0.4)	3	267	501	231	
LV	179 (33.3)	194 (36.1)	164 (30.5)		18	446	1001	537	
MT	34 (16.7)	106 (52.2)	63 (31.0)		12	285	500	203	
NL	176 (29.9)	279 (47.4)	132 (22.4)	2 (0.3)	11	424	1024	589	
PL	127 (33.6)	157 (41.5)	94 (24.9)		2	621	1001	378	
PT	42 (19.2)	80 (36.5)	97 (44.3)		6	822	1047	219	
RO	40 (15.9)	124 (49.2)	84 (33.3)	4 (1.6)	15	748	1015	252	
SE	208 (37.5)	217 (39.1)	126 (22.7)	4 (0.7)	14	441	1010	555	
SI	92 (22.2)	214 (51.6)	107 (25.8)	2 (0.5)	8	597	1020	415	
SK	142 (28.7)	220 (44.4)	132 (26.7)	1 (0.2)	11	528	1034	495	
N Sum	2963	4578	3191	74	286	15486	26578		
N Valid Sum	2963	4578	3191	74				10806	

v187 - QB9A_TOT SOCIAL WEB INFO SECURITY RESP: USER

[Q.B9A1 + Q.B9A2

Who do you think should make sure that your information is collected, stored and exchanged safely on social networking sites and / or sharing sites? Firstly?

And secondly?]

Q.B9A_TOTAL1 You – as you need to take care of your information

0 Not mentioned

1 Mentioned

9 Inap. Not sharing sites or using social networks (not coded 1 in V101 or V102)

Derivation:

This variable summarizes answers to this item in Q.B9A1 and Q.B9A2 (V185 and V186).

Note:

See Q.B9A1 and Q.B9A2 for complete question text. Variables summarize answers to Q.B9A1 and Q.B9A2 (V185 and V186), except for category '5' (DK) (V191).

v187 by v7, Absolute Values (Row Percent), weighted by v8

v7	v187	0	1	9	N Sum	N Valid Sum
		M				
AT	115 (30.3)	264 (69.7)	631	1010	379	
BE	113 (25.6)	329 (74.4)	578	1020	442	
BG	94 (27.6)	246 (72.4)	660	1000	340	
CY	30 (17.1)	145 (82.9)	326	501	175	
CZ	117 (29.4)	281 (70.6)	618	1016	398	
DE-E	68 (36.0)	121 (64.0)	341	530	189	
DE-W	78 (23.4)	255 (76.6)	656	989	333	
DK	136 (21.9)	486 (78.1)	385	1007	622	
EE	107 (22.1)	378 (77.9)	515	1000	485	
ES	146 (38.1)	237 (61.9)	624	1007	383	
FI	100 (21.3)	369 (78.7)	535	1004	469	
FR	87 (20.5)	338 (79.5)	574	999	425	
GB-GBN	95 (19.1)	403 (80.9)	502	1000	498	
GB-NIR	32 (24.6)	98 (75.4)	161	291	130	
GR	109 (34.8)	204 (65.2)	687	1000	313	
HU	109 (23.9)	348 (76.1)	557	1014	457	
IE	91 (18.6)	397 (81.4)	487	975	488	
IT	130 (39.6)	198 (60.4)	711	1039	328	
LT	99 (24.3)	308 (75.7)	619	1026	407	
LU	47 (19.0)	201 (81.0)	254	502	248	
LV	154 (27.3)	411 (72.7)	434	999	565	
MT	44 (20.4)	172 (79.6)	285	501	216	
NL	113 (18.6)	493 (81.4)	418	1024	606	
PL	84 (21.7)	303 (78.3)	613	1000	387	
PT	56 (24.3)	174 (75.7)	816	1046	230	
RO	63 (21.4)	231 (78.6)	719	1013	294	
SE	112 (19.5)	462 (80.5)	436	1010	574	
SI	74 (17.4)	351 (82.6)	595	1020	425	
SK	115 (22.5)	397 (77.5)	522	1034	512	
N Sum	2718	8600	15259	26577		
N Valid Sum	2718	8600			11318	

v188 - QB9A_TOT SOCIAL WEB INFO SECURITY RESP: SITE

[Q.B9A1 + Q.B9A2

Who do you think should make sure that your information is collected, stored and exchanged safely on social networking sites and / or sharing sites? Firstly?
And secondly?]

Q.B9A_TOTAL2 The social networking sites and / or sharing sites you are dealing with – as they need to ensure they process your information fairly

- 0 Not mentioned
- 1 Mentioned
- 9 Inap. Not sharing sites or using social networks (not coded 1 in V101 or V102)

Derivation:

This variable summarizes answers to this item in Q.B9A1 and Q.B9A2 (V185 and V186).

Note:

See Q.B9A1 and Q.B9A2 for complete question text. Variables summarize answers to Q.B9A1 and Q.B9A2 (V185 and V186), except for category '5' (DK) (V191).

v188 by v7, Absolute Values (Row Percent), weighted by v8

	v188	0	1	9	N Sum	N Valid Sum
v7						
		M				
AT	90 (23.7)	289 (76.3)	631	1010	379	
BE	113 (25.6)	329 (74.4)	578	1020	442	
BG	116 (34.1)	224 (65.9)	660	1000	340	
CY	90 (51.4)	85 (48.6)	326	501	175	
CZ	81 (20.4)	316 (79.6)	618	1015	397	
DE-E	42 (22.2)	147 (77.8)	341	530	189	
DE-W	81 (24.3)	252 (75.7)	656	989	333	
DK	94 (15.1)	528 (84.9)	385	1007	622	
EE	128 (26.4)	356 (73.6)	515	999	484	
ES	135 (35.3)	247 (64.7)	624	1006	382	
FI	58 (12.4)	410 (87.6)	535	1003	468	
FR	133 (31.3)	292 (68.7)	574	999	425	
GB-GBN	113 (22.7)	384 (77.3)	502	999	497	
GB-NIR	42 (32.3)	88 (67.7)	161	291	130	
GR	111 (35.5)	202 (64.5)	687	1000	313	
HU	100 (21.9)	357 (78.1)	557	1014	457	
IE	145 (29.7)	343 (70.3)	487	975	488	
IT	103 (31.4)	225 (68.6)	711	1039	328	
LT	96 (23.6)	311 (76.4)	619	1026	407	
LU	74 (30.0)	173 (70.0)	254	501	247	
LV	154 (27.2)	412 (72.8)	434	1000	566	
MT	77 (35.6)	139 (64.4)	285	501	216	
NL	136 (22.4)	470 (77.6)	418	1024	606	
PL	86 (22.2)	301 (77.8)	613	1000	387	
PT	91 (39.6)	139 (60.4)	816	1046	230	
RO	126 (42.9)	168 (57.1)	719	1013	294	
SE	103 (17.9)	471 (82.1)	436	1010	574	
SI	99 (23.3)	326 (76.7)	595	1020	425	
SK	90 (17.6)	422 (82.4)	522	1034	512	
N Sum	2907	8406	15259	26572		
N Valid Sum	2907	8406			11313	

v189 - QB9A_TOT SOCIAL WEB INFO SECURITY RESP: PUBLIC AUTH

[Q.B9A1 + Q.B9A2

Who do you think should make sure that your information is collected, stored and exchanged safely on social networking sites and / or sharing sites? Firstly?

And secondly?]

Q.B9A_TOTAL3 Public authorities – as they need to ensure that citizens are protected

0 Not mentioned

1 Mentioned

9 Inap. Not sharing sites or using social networks (not coded 1 in V101 or V102)

Derivation:

This variable summarizes answers to this item in Q.B9A1 and Q.B9A2 (V185 and V186).

Note:

See Q.B9A1 and Q.B9A2 for complete question text. Variables summarize answers to Q.B9A1 and Q.B9A2 (V185 and V186), except for category '5' (DK) (V191).

v189 by v7, Absolute Values (Row Percent), weighted by v8

v7	v189	0	1	9	N Sum	N Valid Sum
		M				
AT	195 (51.5)	184 (48.5)	631	1010	379	
BE	237 (53.6)	205 (46.4)	578	1020	442	
BG	206 (60.6)	134 (39.4)	660	1000	340	
CY	76 (43.4)	99 (56.6)	326	501	175	
CZ	215 (54.2)	182 (45.8)	618	1015	397	
DE-E	89 (46.8)	101 (53.2)	341	531	190	
DE-W	187 (56.2)	146 (43.8)	656	989	333	
DK	419 (67.4)	203 (32.6)	385	1007	622	
EE	289 (59.6)	196 (40.4)	515	1000	485	
ES	121 (31.6)	262 (68.4)	624	1007	383	
FI	322 (68.8)	146 (31.2)	535	1003	468	
FR	236 (55.4)	190 (44.6)	574	1000	426	
GB-GBN	348 (70.0)	149 (30.0)	502	999	497	
GB-NIR	85 (65.4)	45 (34.6)	161	291	130	
GR	101 (32.3)	212 (67.7)	687	1000	313	
HU	263 (57.5)	194 (42.5)	557	1014	457	
IE	313 (64.1)	175 (35.9)	487	975	488	
IT	125 (38.1)	203 (61.9)	711	1039	328	
LT	249 (61.2)	158 (38.8)	619	1026	407	
LU	157 (63.6)	90 (36.4)	254	501	247	
LV	299 (52.8)	267 (47.2)	434	1000	566	
MT	107 (49.8)	108 (50.2)	285	500	215	
NL	385 (63.5)	221 (36.5)	418	1024	606	
PL	234 (60.5)	153 (39.5)	613	1000	387	
PT	99 (43.0)	131 (57.0)	816	1046	230	
RO	181 (61.6)	113 (38.4)	719	1013	294	
SE	389 (67.9)	184 (32.1)	436	1009	573	
SI	271 (63.8)	154 (36.2)	595	1020	425	
SK	331 (64.6)	181 (35.4)	522	1034	512	
N Sum	6529	4786	15259	26574		
N Valid Sum	6529	4786			11315	

v190 - QB9A_TOT SOCIAL WEB INFO SECURITY RESP: OTHER

[Q.B9A1 + Q.B9A2

Who do you think should make sure that your information is collected, stored and exchanged safely on social networking sites and / or sharing sites? Firstly?
And secondly?]

Q.B9A_TOTAL4 Other (SPONTANEOUS)

- 0 Not mentioned
- 1 Mentioned
- 9 Inap. Not sharing sites or using social networks (not coded 1 in V101 or V102)

Derivation:

This variable summarizes answers to this item in Q.B9A1 and Q.B9A2 (V185 and V186).

Note:

See Q.B9A1 and Q.B9A2 for complete question text. Variables summarize answers to Q.B9A1 and Q.B9A2 (V185 and V186), except for category '5' (DK) (V191).

v190 by v7, Absolute Values (Row Percent), weighted by v8

v7	v190	0	1	9	N Sum	N Valid Sum
				M		
AT	371 (97.9)	8 (2.1)	631	1010	379	
BE	432 (97.7)	10 (2.3)	578	1020	442	
BG	338 (99.4)	2 (0.6)	660	1000	340	
CY	174 (99.4)	1 (0.6)	326	501	175	
CZ	395 (99.5)	2 (0.5)	618	1015	397	
DE-E	189 (100.0)		341	530	189	
DE-W	333 (100.0)		656	989	333	
DK	617 (99.2)	5 (0.8)	385	1007	622	
EE	483 (99.6)	2 (0.4)	515	1000	485	
ES	376 (98.4)	6 (1.6)	624	1006	382	
FI	462 (98.7)	6 (1.3)	535	1003	468	
FR	422 (99.3)	3 (0.7)	574	999	425	
GB-GBN	491 (98.8)	6 (1.2)	502	999	497	
GB-NIR	126 (96.9)	4 (3.1)	161	291	130	
GR	310 (99.0)	3 (1.0)	687	1000	313	
HU	457 (100.0)		557	1014	457	
IE	486 (99.6)	2 (0.4)	487	975	488	
IT	322 (98.2)	6 (1.8)	711	1039	328	
LT	400 (98.3)	7 (1.7)	619	1026	407	
LU	246 (99.6)	1 (0.4)	254	501	247	
LV	566 (100.0)		434	1000	566	
MT	215 (100.0)		285	500	215	
NL	602 (99.3)	4 (0.7)	418	1024	606	
PL	387 (100.0)		613	1000	387	
PT	230 (100.0)		816	1046	230	
RO	290 (98.6)	4 (1.4)	719	1013	294	
SE	566 (98.8)	7 (1.2)	436	1009	573	
SI	418 (98.4)	7 (1.6)	595	1020	425	
SK	511 (99.8)	1 (0.2)	522	1034	512	
N Sum	11215	97	15259	26571		
N Valid Sum	11215	97			11312	

v191 - QB9A_TOT SOCIAL WEB INFO SECURITY RESP: DK (Q.B9A1 ONLY)

[Q.B9A1 + Q.B9A2

Who do you think should make sure that your information is collected, stored and exchanged safely on social networking sites and / or sharing sites? Firstly?
And secondly?]

Q.B9A_TOTAL5 DK (Q.B9A1 only)

- 0 Not mentioned
- 1 Mentioned
- 9 Inap. Not sharing sites or using social networks (not coded 1 in V101 or V102)

Derivation:

This variable repeats answers to this item in Q.AB9A1 (V185).

Note:

See Q.B9A1 and Q.B9A2 for complete question text. Variable repeats answers to category '5' (DK) in Q.B9A1 (V185), while all other answers to Q.B9A1 are summarized with Q.B9A2 (V186) in variables V187 to V190.

v191 by v7, Absolute Values (Row Percent), weighted by v8

v7	v191	0	1	9	N Sum	N Valid Sum
				M		
AT	376 (99.2)	3 (0.8)	631	1010	379	
BE	438 (99.1)	4 (0.9)	578	1020	442	
BG	309 (90.9)	31 (9.1)	660	1000	340	
CY	172 (98.3)	3 (1.7)	326	501	175	
CZ	393 (99.0)	4 (1.0)	618	1015	397	
DE-E	186 (98.4)	3 (1.6)	341	530	189	
DE-W	328 (98.5)	5 (1.5)	656	989	333	
DK	615 (98.7)	8 (1.3)	385	1008	623	
EE	478 (98.8)	6 (1.2)	515	999	484	
ES	379 (99.2)	3 (0.8)	624	1006	382	
FI	466 (99.6)	2 (0.4)	535	1003	468	
FR	421 (98.8)	5 (1.2)	574	1000	426	
GB-GBN	484 (97.4)	13 (2.6)	502	999	497	
GB-NIR	120 (92.3)	10 (7.7)	161	291	130	
GR	312 (99.7)	1 (0.3)	687	1000	313	
HU	453 (99.3)	3 (0.7)	557	1013	456	
IE	469 (96.1)	19 (3.9)	487	975	488	
IT	321 (97.6)	8 (2.4)	711	1040	329	
LT	399 (98.0)	8 (2.0)	619	1026	407	
LU	234 (94.7)	13 (5.3)	254	501	247	
LV	554 (97.9)	12 (2.1)	434	1000	566	
MT	215 (100.0)		285	500	215	
NL	600 (99.0)	6 (1.0)	418	1024	606	
PL	379 (97.9)	8 (2.1)	613	1000	387	
PT	224 (97.8)	5 (2.2)	816	1045	229	
RO	265 (90.1)	29 (9.9)	719	1013	294	
SE	569 (99.1)	5 (0.9)	436	1010	574	
SI	423 (99.5)	2 (0.5)	595	1020	425	
SK	506 (98.8)	6 (1.2)	522	1034	512	
N Sum	11088	225	15259	26572		
N Valid Sum	11088	225			11313	

v192 - QB10A SOC WEB PRIVACY SETTINGS - CHANGED

ASK Q.B4A TO Q.B12A IF "USE SOCIAL NETWORKING SITES AND / OR SHARING SITES", CODE 1 IN Q.B1A_1 OR Q.B1A_2 – OTHERS GO TO Q.B4B

A personal profile on a social networking site or sharing site is made of information such as your age, location, interests, an uploaded photo and an "about me" section. Profile visibility – who can see your information and interact with you – can in some cases be personalised by managing the privacy settings offered by the site.

Q.B10A

Have you ever tried to change the privacy settings of your personal profile from the default settings on a social networking site and / or sharing site?

- 1 Yes
- 2 No
- 3 DK
- 9 Inap. Not sharing sites or using social networks (not coded 1 in V101 or V102)

v192 by v7, Absolute Values (Row Percent), weighted by v8

v7	v192	1	2	3	9	N Sum	N Valid Sum
				M	M		
AT	144 (39.7)	219 (60.3)	16	631	1010	363	
BE	224 (51.1)	214 (48.9)	5	578	1021	438	
BG	113 (38.0)	184 (62.0)	43	660	1000	297	
CY	86 (50.0)	86 (50.0)	3	326	501	172	
CZ	139 (36.6)	241 (63.4)	17	618	1015	380	
DE-E	68 (38.9)	107 (61.1)	14	341	530	175	
DE-W	134 (42.5)	181 (57.5)	18	656	989	315	
DK	363 (59.2)	250 (40.8)	8	385	1006	613	
EE	292 (61.9)	180 (38.1)	13	515	1000	472	
ES	186 (48.7)	196 (51.3)	1	624	1007	382	
FI	291 (63.3)	169 (36.7)	9	535	1004	460	
FR	248 (59.0)	172 (41.0)	5	574	999	420	
GB-GBN	341 (69.6)	149 (30.4)	8	502	1000	490	
GB-NIR	78 (62.9)	46 (37.1)	6	161	291	124	
GR	121 (39.2)	188 (60.8)	4	687	1000	309	
HU	193 (43.1)	255 (56.9)	9	557	1014	448	
IE	261 (56.4)	202 (43.6)	25	487	975	463	
IT	144 (44.9)	177 (55.1)	7	711	1039	321	
LT	199 (51.4)	188 (48.6)	20	619	1026	387	
LU	145 (63.3)	84 (36.7)	19	254	502	229	
LV	281 (51.0)	270 (49.0)	14	434	999	551	
MT	116 (54.7)	96 (45.3)	3	285	500	212	
NL	343 (57.7)	251 (42.3)	13	418	1025	594	
PL	178 (46.6)	204 (53.4)	5	613	1000	382	
PT	86 (37.9)	141 (62.1)	2	816	1045	227	
RO	119 (45.2)	144 (54.8)	30	719	1012	263	
SE	348 (61.4)	219 (38.6)	7	436	1010	567	
SI	242 (57.6)	178 (42.4)	5	595	1020	420	
SK	241 (47.6)	265 (52.4)	6	522	1034	506	
N Sum	5724	5256	335	15259	26574		
N Valid Sum	5724	5256				10980	

v193 - QB11A SOC WEB PRIVACY SETTINGS - COMPLEXITY

ASK Q.B4A TO Q.B12A IF "USE SOCIAL NETWORKING SITES AND / OR SHARING SITES", CODE 1 IN Q.B1A_1 OR Q.B1A_2 – OTHERS GO TO Q.B4B

Q.B11A

ASK Q.B11A IF "YES", CODE 1 IN Q.B10A – OTHERS GO TO Q.B12A

How easy or difficult did you find it to change the privacy settings of your personal profile?

(READ OUT – ONE ANSWER ONLY)

- 1 Very easy
- 2 Fairly easy
- 3 Fairly difficult
- 4 Very difficult
- 5 DK
- 9 Inap. Did not try to change privacy settings (not coded 1 in V192)

Note:

Nested question routing: the quoted filter reference (INAP) includes one or more preceding filter (or other) conditions for the exclusion of respondents.

v193 by v7, Absolute Values (Row Percent), weighted by v8

v7	v193	1	2	3	4	5	9	N Sum	N Valid Sum
					M	M			
AT	24 (16.9)	66 (46.5)	41 (28.9)	11 (7.7)	1	866	1009	142	
BE	58 (26.0)	109 (48.9)	52 (23.3)	4 (1.8)	1	796	1020	223	
BG	50 (45.5)	54 (49.1)	6 (5.5)		2	887	999	110	
CY	67 (78.8)	12 (14.1)	5 (5.9)	1 (1.2)		415	500	85	
CZ	36 (25.9)	68 (48.9)	30 (21.6)	5 (3.6)		876	1015	139	
DE-E	15 (22.4)	39 (58.2)	10 (14.9)	3 (4.5)		462	529	67	
DE-W	31 (23.5)	67 (50.8)	28 (21.2)	6 (4.5)	1	855	988	132	
DK	129 (35.5)	161 (44.4)	61 (16.8)	12 (3.3)		644	1007	363	
EE	109 (37.3)	152 (52.1)	25 (8.6)	6 (2.1)		708	1000	292	
ES	48 (25.9)	88 (47.6)	40 (21.6)	9 (4.9)		820	1005	185	
FI	110 (37.8)	137 (47.1)	43 (14.8)	1 (0.3)		712	1003	291	
FR	85 (34.4)	107 (43.3)	34 (13.8)	21 (8.5)	2	752	1001	247	
GB-GBN	173 (50.9)	132 (38.8)	28 (8.2)	7 (2.1)		659	999	340	
GB-NIR	39 (50.0)	29 (37.2)	8 (10.3)	2 (2.6)		213	291	78	
GR	44 (36.4)	47 (38.8)	23 (19.0)	7 (5.8)		879	1000	121	
HU	54 (28.0)	100 (51.8)	31 (16.1)	8 (4.1)		821	1014	193	
IE	102 (39.4)	127 (49.0)	23 (8.9)	7 (2.7)	2	714	975	259	
IT	41 (28.5)	85 (59.0)	16 (11.1)	2 (1.4)		895	1039	144	
LT	87 (44.2)	95 (48.2)	14 (7.1)	1 (0.5)	2	827	1026	197	
LU	54 (37.2)	58 (40.0)	28 (19.3)	5 (3.4)		356	501	145	
LV	91 (32.5)	152 (54.3)	33 (11.8)	4 (1.4)	2	719	1001	280	
MT	58 (50.4)	48 (41.7)	8 (7.0)	1 (0.9)	1	384	500	115	
NL	139 (40.6)	138 (40.4)	54 (15.8)	11 (3.2)	1	681	1024	342	
PL	66 (37.3)	88 (49.7)	22 (12.4)	1 (0.6)	1	822	1000	177	
PT	22 (25.9)	52 (61.2)	9 (10.6)	2 (2.4)	1	960	1046	85	
RO	44 (36.7)	52 (43.3)	20 (16.7)	4 (3.3)		894	1014	120	
SE	129 (37.2)	141 (40.6)	70 (20.2)	7 (2.0)	1	662	1010	347	
SI	93 (38.4)	128 (52.9)	15 (6.2)	6 (2.5)		778	1020	242	
SK	67 (27.8)	133 (55.2)	39 (16.2)	2 (0.8)		793	1034	241	
N Sum	2065	2665	816	156	18	20850	26570		
N Valid Sum	2065	2665	816	156				5702	

v194 - QB12A SOC WEB PRIVACY NO CHANGE: DK POSSIBILITY

ASK Q.B4A TO Q.B12A IF "USE SOCIAL NETWORKING SITES AND / OR SHARING SITES", CODE 1 IN Q.B1A_1 OR
Q.B1A_2 – OTHERS GO TO Q.B4B

Q.B12A

ASK Q.B12A IF "NO", CODE 2 IN Q.B10A – OTHERS GO TO Q.B4B

Why did you not try to change these privacy settings?

(SHOW CARD – READ OUT – MULTIPLE ANSWERS POSSIBLE)

Q.B12A_1 You did not know that you could change the settings

0 Not mentioned

1 Mentioned

9 Inap. Tried to change privacy settings (not coded 2 in V192)

Note:

Nested question routing: the quoted filter reference (INAP) includes one or more preceding filter (or other) conditions for the exclusion of respondents.

v194 by v7, Absolute Values (Row Percent), weighted by v8

	v194	0	1	9	N Sum	N Valid Sum
v7						
		M				
AT	160 (73.1)	59 (26.9)	791	1010	219	
BE	161 (75.6)	52 (24.4)	806	1019	213	
BG	148 (80.4)	36 (19.6)	816	1000	184	
CY	69 (80.2)	17 (19.8)	415	501	86	
CZ	149 (62.1)	91 (37.9)	774	1014	240	
DE-E	60 (55.6)	48 (44.4)	423	531	108	
DE-W	133 (73.5)	48 (26.5)	808	989	181	
DK	182 (72.5)	69 (27.5)	757	1008	251	
EE	123 (68.3)	57 (31.7)	820	1000	180	
ES	165 (84.2)	31 (15.8)	810	1006	196	
FI	154 (91.1)	15 (8.9)	834	1003	169	
FR	132 (76.7)	40 (23.3)	828	1000	172	
GB-GBN	131 (87.9)	18 (12.1)	851	1000	149	
GB-NIR	37 (82.2)	8 (17.8)	245	290	45	
GR	155 (82.9)	32 (17.1)	812	999	187	
HU	212 (83.1)	43 (16.9)	759	1014	255	
IE	157 (77.7)	45 (22.3)	773	975	202	
IT	132 (74.2)	46 (25.8)	862	1040	178	
LT	149 (79.3)	39 (20.7)	838	1026	188	
LU	75 (89.3)	9 (10.7)	417	501	84	
LV	201 (74.4)	69 (25.6)	730	1000	270	
MT	86 (89.6)	10 (10.4)	404	500	96	
NL	214 (85.6)	36 (14.4)	773	1023	250	
PL	153 (75.4)	50 (24.6)	796	999	203	
PT	119 (84.4)	22 (15.6)	905	1046	141	
RO	115 (79.3)	30 (20.7)	869	1014	145	
SE	165 (75.3)	54 (24.7)	791	1010	219	
SI	159 (89.3)	19 (10.7)	842	1020	178	
SK	171 (64.5)	94 (35.5)	769	1034	265	
N Sum	4067	1187	21318	26572		
N Valid Sum	4067	1187			5254	

v195 - QB12A SOC WEB PRIVACY NO CHANGE: DK HOW TO

ASK Q.B4A TO Q.B12A IF "USE SOCIAL NETWORKING SITES AND / OR SHARING SITES", CODE 1 IN Q.B1A_1 OR
Q.B1A_2 – OTHERS GO TO Q.B4B

Q.B12A

ASK Q.B12A IF "NO", CODE 2 IN Q.B10A – OTHERS GO TO Q.B4B

Why did you not try to change these privacy settings?

(SHOW CARD – READ OUT – MULTIPLE ANSWERS POSSIBLE)

Q.B12A_2 You do not know how to proceed to change these settings

0 Not mentioned

1 Mentioned

9 Inap. Tried to change privacy settings (not coded 2 in V192)

Note:

Nested question routing: the quoted filter reference (INAP) includes one or more preceding filter (or other) conditions for the exclusion of respondents.

v195 by v7, Absolute Values (Row Percent), weighted by v8

v7	v195	0	1	9	N Sum	N Valid Sum
				M		
AT	151 (68.9)	68 (31.1)	791	1010	219	
BE	160 (74.8)	54 (25.2)	806	1020	214	
BG	138 (75.0)	46 (25.0)	816	1000	184	
CY	69 (80.2)	17 (19.8)	415	501	86	
CZ	180 (74.7)	61 (25.3)	774	1015	241	
DE-E	68 (63.0)	40 (37.0)	423	531	108	
DE-W	141 (77.9)	40 (22.1)	808	989	181	
DK	191 (76.4)	59 (23.6)	757	1007	250	
EE	114 (63.7)	65 (36.3)	820	999	179	
ES	177 (90.3)	19 (9.7)	810	1006	196	
FI	142 (84.0)	27 (16.0)	834	1003	169	
FR	136 (78.6)	37 (21.4)	828	1001	173	
GB-GBN	127 (85.2)	22 (14.8)	851	1000	149	
GB-NIR	39 (86.7)	6 (13.3)	245	290	45	
GR	151 (80.7)	36 (19.3)	812	999	187	
HU	209 (82.0)	46 (18.0)	759	1014	255	
IE	154 (76.2)	48 (23.8)	773	975	202	
IT	145 (81.5)	33 (18.5)	862	1040	178	
LT	172 (91.5)	16 (8.5)	838	1026	188	
LU	65 (77.4)	19 (22.6)	417	501	84	
LV	233 (86.3)	37 (13.7)	730	1000	270	
MT	77 (80.2)	19 (19.8)	404	500	96	
NL	216 (86.1)	35 (13.9)	773	1024	251	
PL	174 (85.3)	30 (14.7)	796	1000	204	
PT	123 (86.6)	19 (13.4)	905	1047	142	
RO	106 (73.6)	38 (26.4)	869	1013	144	
SE	177 (80.5)	43 (19.5)	791	1011	220	
SI	154 (86.5)	24 (13.5)	842	1020	178	
SK	199 (75.1)	66 (24.9)	769	1034	265	
N Sum	4188	1070	21318	26576		
N Valid Sum	4188	1070			5258	

v196 - QB12A SOC WEB PRIVACY NO CHANGE: TRUST THE SITE

ASK Q.B4A TO Q.B12A IF "USE SOCIAL NETWORKING SITES AND / OR SHARING SITES", CODE 1 IN Q.B1A_1 OR
Q.B1A_2 – OTHERS GO TO Q.B4B

Q.B12A

ASK Q.B12A IF "NO", CODE 2 IN Q.B10A – OTHERS GO TO Q.B4B

Why did you not try to change these privacy settings?

(SHOW CARD – READ OUT – MULTIPLE ANSWERS POSSIBLE)

Q.B12A_3 You trust the site to set appropriate privacy settings

0 Not mentioned

1 Mentioned

9 Inap. Tried to change privacy settings (not coded 2 in V192)

Note:

Nested question routing: the quoted filter reference (INAP) includes one or more preceding filter (or other) conditions for the exclusion of respondents.

v196 by v7, Absolute Values (Row Percent), weighted by v8

	v196	0	1	9	N Sum	N Valid Sum
v7						
		M				
AT	137 (62.6)	82 (37.4)	791	1010	219	
BE	145 (67.8)	69 (32.2)	806	1020	214	
BG	129 (70.1)	55 (29.9)	816	1000	184	
CY	76 (88.4)	10 (11.6)	415	501	86	
CZ	184 (76.3)	57 (23.7)	774	1015	241	
DE-E	74 (69.2)	33 (30.8)	423	530	107	
DE-W	130 (71.8)	51 (28.2)	808	989	181	
DK	175 (70.0)	75 (30.0)	757	1007	250	
EE	137 (76.1)	43 (23.9)	820	1000	180	
ES	126 (64.3)	70 (35.7)	810	1006	196	
FI	120 (71.0)	49 (29.0)	834	1003	169	
FR	143 (82.7)	30 (17.3)	828	1001	173	
GB-GBN	109 (73.2)	40 (26.8)	851	1000	149	
GB-NIR	31 (67.4)	15 (32.6)	245	291	46	
GR	163 (86.7)	25 (13.3)	812	1000	188	
HU	154 (60.4)	101 (39.6)	759	1014	255	
IE	148 (73.3)	54 (26.7)	773	975	202	
IT	132 (74.2)	46 (25.8)	862	1040	178	
LT	154 (81.9)	34 (18.1)	838	1026	188	
LU	68 (81.0)	16 (19.0)	417	501	84	
LV	199 (73.4)	72 (26.6)	730	1001	271	
MT	66 (68.8)	30 (31.3)	404	500	96	
NL	163 (65.2)	87 (34.8)	773	1023	250	
PL	128 (62.7)	76 (37.3)	796	1000	204	
PT	94 (66.7)	47 (33.3)	905	1046	141	
RO	130 (90.3)	14 (9.7)	869	1013	144	
SE	146 (66.7)	73 (33.3)	791	1010	219	
SI	127 (71.3)	51 (28.7)	842	1020	178	
SK	175 (66.0)	90 (34.0)	769	1034	265	
N Sum	3763	1495	21318	26576		
N Valid Sum	3763	1495			5258	

v197 - QB12A SOC WEB PRIVACY NO CHANGE: NOT WORRIED

ASK Q.B4A TO Q.B12A IF "USE SOCIAL NETWORKING SITES AND / OR SHARING SITES", CODE 1 IN Q.B1A_1 OR
Q.B1A_2 – OTHERS GO TO Q.B4B

Q.B12A

ASK Q.B12A IF "NO", CODE 2 IN Q.B10A – OTHERS GO TO Q.B4B

Why did you not try to change these privacy settings?

(SHOW CARD – READ OUT – MULTIPLE ANSWERS POSSIBLE)

Q.B12A_4 You are not worried by having personal data on social networking and / or sharing sites

0 Not mentioned

1 Mentioned

9 Inap. Tried to change privacy settings (not coded 2 in V192)

Note:

Nested question routing: the quoted filter reference (INAP) includes one or more preceding filter (or other) conditions for the exclusion of respondents.

v197 by v7, Absolute Values (Row Percent), weighted by v8

v7	v197	0	1	9	N Sum	N Valid Sum
		M				
AT	173 (79.0)	46 (21.0)	791	1010	219	
BE	171 (80.3)	42 (19.7)	806	1019	213	
BG	144 (78.3)	40 (21.7)	816	1000	184	
CY	63 (73.3)	23 (26.7)	415	501	86	
CZ	208 (86.3)	33 (13.7)	774	1015	241	
DE-E	93 (86.9)	14 (13.1)	423	530	107	
DE-W	139 (76.8)	42 (23.2)	808	989	181	
DK	162 (64.8)	88 (35.2)	757	1007	250	
EE	129 (72.1)	50 (27.9)	820	999	179	
ES	162 (82.7)	34 (17.3)	810	1006	196	
FI	126 (74.6)	43 (25.4)	834	1003	169	
FR	145 (84.3)	27 (15.7)	828	1000	172	
GB-GBN	127 (85.2)	22 (14.8)	851	1000	149	
GB-NIR	35 (77.8)	10 (22.2)	245	290	45	
GR	132 (70.2)	56 (29.8)	812	1000	188	
HU	215 (84.3)	40 (15.7)	759	1014	255	
IE	166 (81.8)	37 (18.2)	773	976	203	
IT	138 (78.0)	39 (22.0)	862	1039	177	
LT	137 (72.9)	51 (27.1)	838	1026	188	
LU	61 (72.6)	23 (27.4)	417	501	84	
LV	224 (83.0)	46 (17.0)	730	1000	270	
MT	71 (74.0)	25 (26.0)	404	500	96	
NL	177 (70.5)	74 (29.5)	773	1024	251	
PL	182 (89.2)	22 (10.8)	796	1000	204	
PT	113 (80.1)	28 (19.9)	905	1046	141	
RO	101 (70.1)	43 (29.9)	869	1013	144	
SE	145 (65.9)	75 (34.1)	791	1011	220	
SI	137 (77.0)	41 (23.0)	842	1020	178	
SK	214 (80.8)	51 (19.2)	769	1034	265	
N Sum	4090	1165	21318	26573		
N Valid Sum	4090	1165			5255	

v198 - QB12A SOC WEB PRIVACY NO CHANGE: NO TIME

ASK Q.B4A TO Q.B12A IF "USE SOCIAL NETWORKING SITES AND / OR SHARING SITES", CODE 1 IN Q.B1A_1 OR
Q.B1A_2 – OTHERS GO TO Q.B4B

Q.B12A

ASK Q.B12A IF "NO", CODE 2 IN Q.B10A – OTHERS GO TO Q.B4B

Why did you not try to change these privacy settings?

(SHOW CARD – READ OUT – MULTIPLE ANSWERS POSSIBLE)

Q.B12A_5 You did not find the time to look at the available options

0 Not mentioned

1 Mentioned

9 Inap. Tried to change privacy settings (not coded 2 in V192)

Note:

Nested question routing: the quoted filter reference (INAP) includes one or more preceding filter (or other) conditions for the exclusion of respondents.

v198 by v7, Absolute Values (Row Percent), weighted by v8

v7	v198	0	1	9	N Sum	N Valid Sum
				M		
AT	194 (88.2)	26 (11.8)	791	1011	220	
BE	183 (85.9)	30 (14.1)	806	1019	213	
BG	157 (85.3)	27 (14.7)	816	1000	184	
CY	62 (72.1)	24 (27.9)	415	501	86	
CZ	191 (79.3)	50 (20.7)	774	1015	241	
DE-E	96 (88.9)	12 (11.1)	423	531	108	
DE-W	161 (88.5)	21 (11.5)	808	990	182	
DK	218 (87.2)	32 (12.8)	757	1007	250	
EE	166 (92.7)	13 (7.3)	820	999	179	
ES	164 (84.1)	31 (15.9)	810	1005	195	
FI	143 (84.6)	26 (15.4)	834	1003	169	
FR	152 (87.9)	21 (12.1)	828	1001	173	
GB-GBN	142 (95.3)	7 (4.7)	851	1000	149	
GB-NIR	42 (91.3)	4 (8.7)	245	291	46	
GR	149 (79.3)	39 (20.7)	812	1000	188	
HU	218 (85.5)	37 (14.5)	759	1014	255	
IE	165 (81.3)	38 (18.7)	773	976	203	
IT	157 (88.2)	21 (11.8)	862	1040	178	
LT	157 (83.5)	31 (16.5)	838	1026	188	
LU	72 (85.7)	12 (14.3)	417	501	84	
LV	232 (85.9)	38 (14.1)	730	1000	270	
MT	83 (86.5)	13 (13.5)	404	500	96	
NL	234 (93.2)	17 (6.8)	773	1024	251	
PL	182 (89.2)	22 (10.8)	796	1000	204	
PT	121 (85.8)	20 (14.2)	905	1046	141	
RO	115 (79.9)	29 (20.1)	869	1013	144	
SE	186 (84.9)	33 (15.1)	791	1010	219	
SI	144 (81.4)	33 (18.6)	842	1019	177	
SK	217 (82.2)	47 (17.8)	769	1033	264	
N Sum	4503	754	21318	26575		
N Valid Sum	4503	754			5257	

v199 - QB12A SOC WEB PRIVACY NO CHANGE: OTHER

ASK Q.B4A TO Q.B12A IF "USE SOCIAL NETWORKING SITES AND / OR SHARING SITES", CODE 1 IN Q.B1A_1 OR
Q.B1A_2 – OTHERS GO TO Q.B4B

Q.B12A

ASK Q.B12A IF "NO", CODE 2 IN Q.B10A – OTHERS GO TO Q.B4B

Why did you not try to change these privacy settings?

(SHOW CARD – READ OUT – MULTIPLE ANSWERS POSSIBLE)

Q.B12A_6 Other (SPONTANEOUS)

0 Not mentioned

1 Mentioned

9 Inap. Tried to change privacy settings (not coded 2 in V192)

Note:

Nested question routing: the quoted filter reference (INAP) includes one or more preceding filter (or other) conditions for the exclusion of respondents.

v199 by v7, Absolute Values (Row Percent), weighted by v8

v7	v199	0	1	9	N Sum	N Valid Sum
		M				
AT	211 (96.3)	8 (3.7)	791	1010	219	
BE	194 (90.7)	20 (9.3)	806	1020	214	
BG	183 (99.5)	1 (0.5)	816	1000	184	
CY	81 (94.2)	5 (5.8)	415	501	86	
CZ	231 (95.9)	10 (4.1)	774	1015	241	
DE-E	101 (94.4)	6 (5.6)	423	530	107	
DE-W	161 (89.0)	20 (11.0)	808	989	181	
DK	230 (91.6)	21 (8.4)	757	1008	251	
EE	168 (93.3)	12 (6.7)	820	1000	180	
ES	176 (89.8)	20 (10.2)	810	1006	196	
FI	134 (79.3)	35 (20.7)	834	1003	169	
FR	149 (86.1)	24 (13.9)	828	1001	173	
GB-GBN	121 (81.2)	28 (18.8)	851	1000	149	
GB-NIR	41 (91.1)	4 (8.9)	245	290	45	
GR	172 (91.5)	16 (8.5)	812	1000	188	
HU	239 (93.7)	16 (6.3)	759	1014	255	
IE	197 (97.0)	6 (3.0)	773	976	203	
IT	164 (92.7)	13 (7.3)	862	1039	177	
LT	159 (84.6)	29 (15.4)	838	1026	188	
LU	70 (84.3)	13 (15.7)	417	500	83	
LV	270 (100.0)		730	1000	270	
MT	94 (97.9)	2 (2.1)	404	500	96	
NL	204 (81.3)	47 (18.7)	773	1024	251	
PL	197 (96.6)	7 (3.4)	796	1000	204	
PT	131 (92.3)	11 (7.7)	905	1047	142	
RO	138 (95.2)	7 (4.8)	869	1014	145	
SE	187 (85.4)	32 (14.6)	791	1010	219	
SI	144 (80.9)	34 (19.1)	842	1020	178	
SK	261 (98.5)	4 (1.5)	769	1034	265	
N Sum	4808	451	21318	26577		
N Valid Sum	4808	451			5259	

v200 - QB12A SOC WEB PRIVACY NO CHANGE: DK

ASK Q.B4A TO Q.B12A IF "USE SOCIAL NETWORKING SITES AND / OR SHARING SITES", CODE 1 IN Q.B1A_1 OR
Q.B1A_2 – OTHERS GO TO Q.B4B

Q.B12A

ASK Q.B12A IF "NO", CODE 2 IN Q.B10A – OTHERS GO TO Q.B4B

Why did you not try to change these privacy settings?

(SHOW CARD – READ OUT – MULTIPLE ANSWERS POSSIBLE)

Q.B12A_7 DK

0 Not mentioned

1 Mentioned

9 Inap. Tried to change privacy settings (not coded 2 in V192)

Note:

Nested question routing: the quoted filter reference (INAP) includes one or more preceding filter (or other) conditions for the exclusion of respondents.

v200 by v7, Absolute Values (Row Percent), weighted by v8

v7	v200	0	1	9	N Sum	N Valid Sum
				M		
AT	212 (96.8)	7 (3.2)	791	1010	219	
BE	211 (98.6)	3 (1.4)	806	1020	214	
BG	177 (96.2)	7 (3.8)	816	1000	184	
CY	80 (93.0)	6 (7.0)	415	501	86	
CZ	236 (97.9)	5 (2.1)	774	1015	241	
DE-E	99 (91.7)	9 (8.3)	423	531	108	
DE-W	163 (90.1)	18 (9.9)	808	989	181	
DK	236 (94.0)	15 (6.0)	757	1008	251	
EE	172 (95.6)	8 (4.4)	820	1000	180	
ES	182 (92.9)	14 (7.1)	810	1006	196	
FI	161 (95.3)	8 (4.7)	834	1003	169	
FR	152 (87.9)	21 (12.1)	828	1001	173	
GB-GBN	126 (84.0)	24 (16.0)	851	1001	150	
GB-NIR	43 (95.6)	2 (4.4)	245	290	45	
GR	179 (95.2)	9 (4.8)	812	1000	188	
HU	235 (92.2)	20 (7.8)	759	1014	255	
IE	189 (93.6)	13 (6.4)	773	975	202	
IT	170 (96.0)	7 (4.0)	862	1039	177	
LT	178 (94.2)	11 (5.8)	838	1027	189	
LU	77 (91.7)	7 (8.3)	417	501	84	
LV	243 (90.0)	27 (10.0)	730	1000	270	
MT	89 (92.7)	7 (7.3)	404	500	96	
NL	241 (96.0)	10 (4.0)	773	1024	251	
PL	180 (88.7)	23 (11.3)	796	999	203	
PT	128 (90.1)	14 (9.9)	905	1047	142	
RO	130 (90.3)	14 (9.7)	869	1013	144	
SE	211 (96.3)	8 (3.7)	791	1010	219	
SI	170 (95.5)	8 (4.5)	842	1020	178	
SK	257 (97.0)	8 (3.0)	769	1034	265	
N Sum	4927	333	21318	26578		
N Valid Sum	4927	333			5260	

v201 - QB4B E-SHOPPING DISCLOSED: MEDICAL INFO

ASK Q.B4B TO Q.B8B IF "PURCHASE GOODS OR SERVICES ONLINE", CODE 1 IN Q.B1A_3 – OTHERS GO TO Q.B13

It is increasingly common to purchase goods and services via the Internet (online shopping). People buy clothes, sports goods, books, travel tickets and holidays online; they purchase films, music and games; they compare prices of goods and services; they buy shares and financial and insurance products.

Q.B4B

Thinking of the occasions when you have purchased goods or services via the Internet, which of the following types of information have you already disclosed?

(SHOW CARD – READ OUT – MULTIPLE ANSWERS POSSIBLE)

Q.B4B_1 Medical information (patient record, health information)

- 0 Not mentioned
- 1 Mentioned
- 9 Inap. No online shopping (not coded 1 in V103)

v201 by v7, Absolute Values (Row Percent), weighted by v8

v7	v201	0	1	9	N Sum	N Valid Sum
		M				
AT	395 (96.8)	13 (3.2)	602	1010	408	
BE	371 (97.1)	11 (2.9)	638	1020	382	
BG	93 (97.9)	2 (2.1)	905	1000	95	
CY	105 (98.1)	2 (1.9)	394	501	107	
CZ	421 (98.8)	5 (1.2)	589	1015	426	
DE-E	267 (98.2)	5 (1.8)	258	530	272	
DE-W	526 (97.8)	12 (2.2)	451	989	538	
DK	724 (98.2)	13 (1.8)	269	1006	737	
EE	297 (94.9)	16 (5.1)	688	1001	313	
ES	213 (95.1)	11 (4.9)	783	1007	224	
FI	541 (97.8)	12 (2.2)	450	1003	553	
FR	471 (99.2)	4 (0.8)	524	999	475	
GB-GBN	594 (97.9)	13 (2.1)	393	1000	607	
GB-NIR	143 (94.7)	8 (5.3)	140	291	151	
GR	108 (98.2)	2 (1.8)	891	1001	110	
HU	159 (95.2)	8 (4.8)	848	1015	167	
IE	468 (95.7)	21 (4.3)	486	975	489	
IT	186 (89.4)	22 (10.6)	831	1039	208	
LT	204 (97.1)	6 (2.9)	816	1026	210	
LU	222 (99.1)	2 (0.9)	277	501	224	
LV	331 (99.1)	3 (0.9)	666	1000	334	
MT	178 (98.9)	2 (1.1)	320	500	180	
NL	769 (97.7)	18 (2.3)	237	1024	787	
PL	317 (99.7)	1 (0.3)	682	1000	318	
PT	79 (94.0)	5 (6.0)	963	1047	84	
RO	105 (92.9)	8 (7.1)	900	1013	113	
SE	709 (99.2)	6 (0.8)	295	1010	715	
SI	264 (99.2)	2 (0.8)	754	1020	266	
SK	360 (98.4)	6 (1.6)	668	1034	366	
N Sum	9620	239	16718	26577		
N Valid Sum	9620	239			9859	

v202 - QB4B E-SHOPPING DISCLOSED: FINGERPRINTS

ASK Q.B4B TO Q.B8B IF "PURCHASE GOODS OR SERVICES ONLINE", CODE 1 IN Q.B1A_3 – OTHERS GO TO Q.B13

It is increasingly common to purchase goods and services via the Internet (online shopping). People buy clothes, sports goods, books, travel tickets and holidays online; they purchase films, music and games; they compare prices of goods and services; they buy shares and financial and insurance products.

Q.B4B

Thinking of the occasions when you have purchased goods or services via the Internet, which of the following types of information have you already disclosed?

(SHOW CARD – READ OUT – MULTIPLE ANSWERS POSSIBLE)

Q.B4B_2 Your fingerprints

- 0 Not mentioned
- 1 Mentioned
- 9 Inap. No online shopping (not coded 1 in V103)

v202 by v7, Absolute Values (Row Percent), weighted by v8

v7	v202	0	1	9	N Sum	N Valid Sum
		M				
AT	398 (97.5)	10 (2.5)	602	1010	408	
BE	370 (97.1)	11 (2.9)	638	1019	381	
BG	93 (97.9)	2 (2.1)	905	1000	95	
CY	105 (98.1)	2 (1.9)	394	501	107	
CZ	421 (99.1)	4 (0.9)	589	1014	425	
DE-E	270 (99.3)	2 (0.7)	258	530	272	
DE-W	525 (97.6)	13 (2.4)	451	989	538	
DK	733 (99.3)	5 (0.7)	269	1007	738	
EE	304 (97.4)	8 (2.6)	688	1000	312	
ES	211 (94.2)	13 (5.8)	783	1007	224	
FI	552 (99.8)	1 (0.2)	450	1003	553	
FR	474 (99.6)	2 (0.4)	524	1000	476	
GB-GBN	597 (98.4)	10 (1.6)	393	1000	607	
GB-NIR	148 (97.4)	4 (2.6)	140	292	152	
GR	105 (96.3)	4 (3.7)	891	1000	109	
HU	161 (97.0)	5 (3.0)	848	1014	166	
IE	481 (98.4)	8 (1.6)	486	975	489	
IT	184 (88.5)	24 (11.5)	831	1039	208	
LT	208 (99.0)	2 (1.0)	816	1026	210	
LU	220 (98.2)	4 (1.8)	277	501	224	
LV	330 (98.8)	4 (1.2)	666	1000	334	
MT	180 (100.0)		320	500	180	
NL	783 (99.5)	4 (0.5)	237	1024	787	
PL	313 (98.4)	5 (1.6)	682	1000	318	
PT	72 (85.7)	12 (14.3)	963	1047	84	
RO	108 (95.6)	5 (4.4)	900	1013	113	
SE	714 (99.9)	1 (0.1)	295	1010	715	
SI	265 (99.6)	1 (0.4)	754	1020	266	
SK	364 (99.7)	1 (0.3)	668	1033	365	
N Sum	9689	167	16718	26574		
N Valid Sum	9689	167			9856	

v203 - QB4B E-SHOPPING DISCLOSED: FINANCIAL INFO

ASK Q.B4B TO Q.B8B IF "PURCHASE GOODS OR SERVICES ONLINE", CODE 1 IN Q.B1A_3 – OTHERS GO TO Q.B13

It is increasingly common to purchase goods and services via the Internet (online shopping). People buy clothes, sports goods, books, travel tickets and holidays online; they purchase films, music and games; they compare prices of goods and services; they buy shares and financial and insurance products.

Q.B4B

Thinking of the occasions when you have purchased goods or services via the Internet, which of the following types of information have you already disclosed?

(SHOW CARD – READ OUT – MULTIPLE ANSWERS POSSIBLE)

Q.B4B_3 Financial information (e. g salary, bank details, credit record)

- 0 Not mentioned
- 1 Mentioned
- 9 Inap. No online shopping (not coded 1 in V103)

v203 by v7, Absolute Values (Row Percent), weighted by v8

v7	v203	0	1	9	N Sum	N Valid Sum
				M		
AT	271 (66.4)	137 (33.6)	602	1010	408	
BE	283 (74.1)	99 (25.9)	638	1020	382	
BG	80 (84.2)	15 (15.8)	905	1000	95	
CY	74 (69.2)	33 (30.8)	394	501	107	
CZ	372 (87.5)	53 (12.5)	589	1014	425	
DE-E	180 (66.2)	92 (33.8)	258	530	272	
DE-W	367 (68.2)	171 (31.8)	451	989	538	
DK	325 (44.1)	412 (55.9)	269	1006	737	
EE	255 (81.5)	58 (18.5)	688	1001	313	
ES	139 (62.3)	84 (37.7)	783	1006	223	
FI	366 (66.2)	187 (33.8)	450	1003	553	
FR	264 (55.6)	211 (44.4)	524	999	475	
GB-GBN	373 (61.4)	234 (38.6)	393	1000	607	
GB-NIR	67 (44.4)	84 (55.6)	140	291	151	
GR	83 (75.5)	27 (24.5)	891	1001	110	
HU	107 (64.5)	59 (35.5)	848	1014	166	
IE	287 (58.7)	202 (41.3)	486	975	489	
IT	164 (79.2)	43 (20.8)	831	1038	207	
LT	180 (85.7)	30 (14.3)	816	1026	210	
LU	120 (53.3)	105 (46.7)	277	502	225	
LV	241 (72.2)	93 (27.8)	666	1000	334	
MT	126 (70.4)	53 (29.6)	320	499	179	
NL	499 (63.4)	288 (36.6)	237	1024	787	
PL	299 (94.0)	19 (6.0)	682	1000	318	
PT	68 (81.0)	16 (19.0)	963	1047	84	
RO	94 (82.5)	20 (17.5)	900	1014	114	
SE	527 (73.7)	188 (26.3)	295	1010	715	
SI	197 (74.1)	69 (25.9)	754	1020	266	
SK	295 (80.6)	71 (19.4)	668	1034	366	
N Sum	6703	3153	16718	26574		
N Valid Sum	6703	3153			9856	

v204 - QB4B E-SHOPPING DISCLOSED: WORK HISTORY

ASK Q.B4B TO Q.B8B IF "PURCHASE GOODS OR SERVICES ONLINE", CODE 1 IN Q.B1A_3 – OTHERS GO TO Q.B13

It is increasingly common to purchase goods and services via the Internet (online shopping). People buy clothes, sports goods, books, travel tickets and holidays online; they purchase films, music and games; they compare prices of goods and services; they buy shares and financial and insurance products.

Q.B4B

Thinking of the occasions when you have purchased goods or services via the Internet, which of the following types of information have you already disclosed?

(SHOW CARD – READ OUT – MULTIPLE ANSWERS POSSIBLE)

Q.B4B_4 Your work history

- 0 Not mentioned
- 1 Mentioned
- 9 Inap. No online shopping (not coded 1 in V103)

v204 by v7, Absolute Values (Row Percent), weighted by v8

	v204	0	1	9	N Sum	N Valid Sum
v7						
		M				
AT	370 (90.7)	38 (9.3)	602	1010	408	
BE	365 (95.5)	17 (4.5)	638	1020	382	
BG	90 (94.7)	5 (5.3)	905	1000	95	
CY	100 (93.5)	7 (6.5)	394	501	107	
CZ	413 (96.9)	13 (3.1)	589	1015	426	
DE-E	253 (93.0)	19 (7.0)	258	530	272	
DE-W	514 (95.4)	25 (4.6)	451	990	539	
DK	721 (97.7)	17 (2.3)	269	1007	738	
EE	295 (94.6)	17 (5.4)	688	1000	312	
ES	199 (88.8)	25 (11.2)	783	1007	224	
FI	543 (98.2)	10 (1.8)	450	1003	553	
FR	462 (97.1)	14 (2.9)	524	1000	476	
GB-GBN	577 (95.1)	30 (4.9)	393	1000	607	
GB-NIR	147 (97.4)	4 (2.6)	140	291	151	
GR	104 (95.4)	5 (4.6)	891	1000	109	
HU	160 (95.8)	7 (4.2)	848	1015	167	
IE	463 (94.7)	26 (5.3)	486	975	489	
IT	180 (86.5)	28 (13.5)	831	1039	208	
LT	201 (95.7)	9 (4.3)	816	1026	210	
LU	214 (95.1)	11 (4.9)	277	502	225	
LV	321 (96.1)	13 (3.9)	666	1000	334	
MT	173 (96.1)	7 (3.9)	320	500	180	
NL	767 (97.5)	20 (2.5)	237	1024	787	
PL	308 (96.9)	10 (3.1)	682	1000	318	
PT	69 (83.1)	14 (16.9)	963	1046	83	
RO	108 (95.6)	5 (4.4)	900	1013	113	
SE	705 (98.6)	10 (1.4)	295	1010	715	
SI	264 (99.2)	2 (0.8)	754	1020	266	
SK	346 (94.5)	20 (5.5)	668	1034	366	
N Sum	9432	428	16718	26578		
N Valid Sum	9432	428			9860	

v205 - QB4B E-SHOPPING DISCLOSED: NAT ID NUMBER

ASK Q.B4B TO Q.B8B IF "PURCHASE GOODS OR SERVICES ONLINE", CODE 1 IN Q.B1A_3 – OTHERS GO TO Q.B13

It is increasingly common to purchase goods and services via the Internet (online shopping). People buy clothes, sports goods, books, travel tickets and holidays online; they purchase films, music and games; they compare prices of goods and services; they buy shares and financial and insurance products.

Q.B4B

Thinking of the occasions when you have purchased goods or services via the Internet, which of the following types of information have you already disclosed?

(SHOW CARD – READ OUT – MULTIPLE ANSWERS POSSIBLE)

Q.B4B_5 Your national identity number (USE APPROPRIATE TERM IN EACH COUNTRY) / card number / passport number

- 0 Not mentioned
- 1 Mentioned
- 9 Inap. No online shopping (not coded 1 in V103)

v205 by v7, Absolute Values (Row Percent), weighted by v8

v7	v205	0	1	9	N Sum	N Valid Sum
		M				
AT	363 (89.0)	45 (11.0)	602	1010	408	
BE	313 (81.9)	69 (18.1)	638	1020	382	
BG	71 (74.7)	24 (25.3)	905	1000	95	
CY	93 (86.9)	14 (13.1)	394	501	107	
CZ	368 (86.6)	57 (13.4)	589	1014	425	
DE-E	241 (88.3)	32 (11.7)	258	531	273	
DE-W	474 (88.1)	64 (11.9)	451	989	538	
DK	499 (67.6)	239 (32.4)	269	1007	738	
EE	167 (53.5)	145 (46.5)	688	1000	312	
ES	109 (48.9)	114 (51.1)	783	1006	223	
FI	343 (62.0)	210 (38.0)	450	1003	553	
FR	435 (91.6)	40 (8.4)	524	999	475	
GB-GBN	579 (95.2)	29 (4.8)	393	1001	608	
GB-NIR	136 (89.5)	16 (10.5)	140	292	152	
GR	85 (78.0)	24 (22.0)	891	1000	109	
HU	134 (80.7)	32 (19.3)	848	1014	166	
IE	465 (95.1)	24 (4.9)	486	975	489	
IT	140 (67.6)	67 (32.4)	831	1038	207	
LT	169 (80.5)	41 (19.5)	816	1026	210	
LU	185 (82.2)	40 (17.8)	277	502	225	
LV	142 (42.5)	192 (57.5)	666	1000	334	
MT	150 (83.3)	30 (16.7)	320	500	180	
NL	631 (80.2)	156 (19.8)	237	1024	787	
PL	275 (86.5)	43 (13.5)	682	1000	318	
PT	64 (77.1)	19 (22.9)	963	1046	83	
RO	76 (67.3)	37 (32.7)	900	1013	113	
SE	200 (28.0)	515 (72.0)	295	1010	715	
SI	212 (79.7)	54 (20.3)	754	1020	266	
SK	280 (76.7)	85 (23.3)	668	1033	365	
N Sum	7399	2457	16718	26574		
N Valid Sum	7399	2457			9856	

v206 - QB4B E-SHOPPING DISCLOSED: NAME

ASK Q.B4B TO Q.B8B IF "PURCHASE GOODS OR SERVICES ONLINE", CODE 1 IN Q.B1A_3 – OTHERS GO TO Q.B13

It is increasingly common to purchase goods and services via the Internet (online shopping). People buy clothes, sports goods, books, travel tickets and holidays online; they purchase films, music and games; they compare prices of goods and services; they buy shares and financial and insurance products.

Q.B4B

Thinking of the occasions when you have purchased goods or services via the Internet, which of the following types of information have you already disclosed?

(SHOW CARD – READ OUT – MULTIPLE ANSWERS POSSIBLE)

Q.B4B_6 Your name

- 0 Not mentioned
- 1 Mentioned
- 9 Inap. No online shopping (not coded 1 in V103)

v206 by v7, Absolute Values (Row Percent), weighted by v8

v7	v206	0	1	9	N Sum	N Valid Sum
				M		
AT	42 (10.3)	366 (89.7)	602	1010	408	
BE	23 (6.0)	358 (94.0)	638	1019	381	
BG	15 (15.8)	80 (84.2)	905	1000	95	
CY	8 (7.5)	99 (92.5)	394	501	107	
CZ	23 (5.4)	402 (94.6)	589	1014	425	
DE-E	25 (9.2)	247 (90.8)	258	530	272	
DE-W	40 (7.4)	498 (92.6)	451	989	538	
DK	31 (4.2)	707 (95.8)	269	1007	738	
EE	31 (9.9)	281 (90.1)	688	1000	312	
ES	27 (12.1)	197 (87.9)	783	1007	224	
FI	29 (5.2)	524 (94.8)	450	1003	553	
FR	34 (7.1)	442 (92.9)	524	1000	476	
GB-GBN	68 (11.2)	539 (88.8)	393	1000	607	
GB-NIR	14 (9.3)	137 (90.7)	140	291	151	
GR	7 (6.4)	102 (93.6)	891	1000	109	
HU	12 (7.2)	154 (92.8)	848	1014	166	
IE	31 (6.3)	458 (93.7)	486	975	489	
IT	64 (30.9)	143 (69.1)	831	1038	207	
LT	34 (16.2)	176 (83.8)	816	1026	210	
LU	15 (6.7)	209 (93.3)	277	501	224	
LV	23 (6.9)	311 (93.1)	666	1000	334	
MT	25 (13.9)	155 (86.1)	320	500	180	
NL	17 (2.2)	769 (97.8)	237	1023	786	
PL	29 (9.1)	289 (90.9)	682	1000	318	
PT	23 (27.7)	60 (72.3)	963	1046	83	
RO	27 (23.9)	86 (76.1)	900	1013	113	
SE	27 (3.8)	688 (96.2)	295	1010	715	
SI	14 (5.3)	252 (94.7)	754	1020	266	
SK	35 (9.6)	330 (90.4)	668	1033	365	
N Sum	793	9059	16718	26570		
N Valid Sum	793	9059			9852	

v207 - QB4B E-SHOPPING DISCLOSED: HOME ADDRESS

ASK Q.B4B TO Q.B8B IF "PURCHASE GOODS OR SERVICES ONLINE", CODE 1 IN Q.B1A_3 – OTHERS GO TO Q.B13

It is increasingly common to purchase goods and services via the Internet (online shopping). People buy clothes, sports goods, books, travel tickets and holidays online; they purchase films, music and games; they compare prices of goods and services; they buy shares and financial and insurance products.

Q.B4B

Thinking of the occasions when you have purchased goods or services via the Internet, which of the following types of information have you already disclosed?

(SHOW CARD – READ OUT – MULTIPLE ANSWERS POSSIBLE)

Q.B4B_7 Your home address

- 0 Not mentioned
- 1 Mentioned
- 9 Inap. No online shopping (not coded 1 in V103)

v207 by v7, Absolute Values (Row Percent), weighted by v8

v7	v207	0	1	9	N Sum	N Valid Sum
		M				
AT	60 (14.7)	347 (85.3)	602	1009	407	
BE	44 (11.5)	337 (88.5)	638	1019	381	
BG	20 (21.1)	75 (78.9)	905	1000	95	
CY	21 (19.6)	86 (80.4)	394	501	107	
CZ	26 (6.1)	399 (93.9)	589	1014	425	
DE-E	20 (7.3)	253 (92.7)	258	531	273	
DE-W	43 (8.0)	496 (92.0)	451	990	539	
DK	66 (9.0)	671 (91.0)	269	1006	737	
EE	57 (18.2)	256 (81.8)	688	1001	313	
ES	57 (25.6)	166 (74.4)	783	1006	223	
FI	29 (5.3)	523 (94.7)	450	1002	552	
FR	34 (7.2)	441 (92.8)	524	999	475	
GB-GBN	49 (8.1)	558 (91.9)	393	1000	607	
GB-NIR	12 (7.9)	139 (92.1)	140	291	151	
GR	18 (16.5)	91 (83.5)	891	1000	109	
HU	24 (14.5)	142 (85.5)	848	1014	166	
IE	48 (9.8)	441 (90.2)	486	975	489	
IT	68 (32.7)	140 (67.3)	831	1039	208	
LT	50 (23.8)	160 (76.2)	816	1026	210	
LU	20 (8.9)	204 (91.1)	277	501	224	
LV	49 (14.7)	285 (85.3)	666	1000	334	
MT	9 (5.0)	171 (95.0)	320	500	180	
NL	32 (4.1)	755 (95.9)	237	1024	787	
PL	33 (10.4)	285 (89.6)	682	1000	318	
PT	33 (39.8)	50 (60.2)	963	1046	83	
RO	38 (33.6)	75 (66.4)	900	1013	113	
SE	40 (5.6)	675 (94.4)	295	1010	715	
SI	29 (10.9)	237 (89.1)	754	1020	266	
SK	36 (9.8)	330 (90.2)	668	1034	366	
N Sum	1065	8788	16718	26571		
N Valid Sum	1065	8788			9853	

v208 - QB4B E-SHOPPING DISCLOSED: NATIONALITY

ASK Q.B4B TO Q.B8B IF "PURCHASE GOODS OR SERVICES ONLINE", CODE 1 IN Q.B1A_3 – OTHERS GO TO Q.B13

It is increasingly common to purchase goods and services via the Internet (online shopping). People buy clothes, sports goods, books, travel tickets and holidays online; they purchase films, music and games; they compare prices of goods and services; they buy shares and financial and insurance products.

Q.B4B

Thinking of the occasions when you have purchased goods or services via the Internet, which of the following types of information have you already disclosed?

(SHOW CARD – READ OUT – MULTIPLE ANSWERS POSSIBLE)

Q.B4B_8 Your nationality

- 0 Not mentioned
- 1 Mentioned
- 9 Inap. No online shopping (not coded 1 in V103)

v208 by v7, Absolute Values (Row Percent), weighted by v8

v7	v208	0	1	9	N Sum	N Valid Sum
		M				
AT	163 (40.0)	245 (60.0)	602	1010	408	
BE	182 (47.6)	200 (52.4)	638	1020	382	
BG	67 (70.5)	28 (29.5)	905	1000	95	
CY	61 (57.0)	46 (43.0)	394	501	107	
CZ	352 (82.6)	74 (17.4)	589	1015	426	
DE-E	128 (46.9)	145 (53.1)	258	531	273	
DE-W	268 (49.7)	271 (50.3)	451	990	539	
DK	377 (51.1)	361 (48.9)	269	1007	738	
EE	241 (77.2)	71 (22.8)	688	1000	312	
ES	120 (53.8)	103 (46.2)	783	1006	223	
FI	297 (53.8)	255 (46.2)	450	1002	552	
FR	328 (68.9)	148 (31.1)	524	1000	476	
GB-GBN	462 (76.1)	145 (23.9)	393	1000	607	
GB-NIR	125 (82.8)	26 (17.2)	140	291	151	
GR	77 (70.0)	33 (30.0)	891	1001	110	
HU	141 (84.9)	25 (15.1)	848	1014	166	
IE	217 (44.4)	272 (55.6)	486	975	489	
IT	151 (72.9)	56 (27.1)	831	1038	207	
LT	176 (83.8)	34 (16.2)	816	1026	210	
LU	148 (65.8)	77 (34.2)	277	502	225	
LV	296 (88.6)	38 (11.4)	666	1000	334	
MT	47 (26.1)	133 (73.9)	320	500	180	
NL	457 (58.1)	330 (41.9)	237	1024	787	
PL	264 (83.0)	54 (17.0)	682	1000	318	
PT	62 (74.7)	21 (25.3)	963	1046	83	
RO	81 (71.1)	33 (28.9)	900	1014	114	
SE	467 (65.3)	248 (34.7)	295	1010	715	
SI	216 (81.2)	50 (18.8)	754	1020	266	
SK	293 (80.3)	72 (19.7)	668	1033	365	
N Sum	6264	3594	16718	26576		
N Valid Sum	6264	3594			9858	

v209 - QB4B E-SHOPPING DISCLOSED: ACTIVITIES

ASK Q.B4B TO Q.B8B IF "PURCHASE GOODS OR SERVICES ONLINE", CODE 1 IN Q.B1A_3 – OTHERS GO TO Q.B13

It is increasingly common to purchase goods and services via the Internet (online shopping). People buy clothes, sports goods, books, travel tickets and holidays online; they purchase films, music and games; they compare prices of goods and services; they buy shares and financial and insurance products.

Q.B4B

Thinking of the occasions when you have purchased goods or services via the Internet, which of the following types of information have you already disclosed?

(SHOW CARD – READ OUT – MULTIPLE ANSWERS POSSIBLE)

Q.B4B_9 Things you do (e.g. hobbies, sports, places you go)

0 Not mentioned

1 Mentioned

9 Inap. No online shopping (not coded 1 in V103)

v209 by v7, Absolute Values (Row Percent), weighted by v8

v7	v209	0	1	9	N Sum	N Valid Sum
		M				
AT	358 (87.7)	50 (12.3)	602	1010	408	
BE	353 (92.4)	29 (7.6)	638	1020	382	
BG	92 (96.8)	3 (3.2)	905	1000	95	
CY	104 (97.2)	3 (2.8)	394	501	107	
CZ	403 (94.6)	23 (5.4)	589	1015	426	
DE-E	261 (96.0)	11 (4.0)	258	530	272	
DE-W	510 (94.6)	29 (5.4)	451	990	539	
DK	713 (96.6)	25 (3.4)	269	1007	738	
EE	291 (93.3)	21 (6.7)	688	1000	312	
ES	203 (91.0)	20 (9.0)	783	1006	223	
FI	530 (95.8)	23 (4.2)	450	1003	553	
FR	444 (93.3)	32 (6.7)	524	1000	476	
GB-GBN	583 (96.0)	24 (4.0)	393	1000	607	
GB-NIR	148 (97.4)	4 (2.6)	140	292	152	
GR	102 (93.6)	7 (6.4)	891	1000	109	
HU	155 (92.8)	12 (7.2)	848	1015	167	
IE	432 (88.3)	57 (11.7)	486	975	489	
IT	185 (88.9)	23 (11.1)	831	1039	208	
LT	198 (94.7)	11 (5.3)	816	1025	209	
LU	219 (97.3)	6 (2.7)	277	502	225	
LV	323 (96.7)	11 (3.3)	666	1000	334	
MT	171 (95.0)	9 (5.0)	320	500	180	
NL	732 (93.0)	55 (7.0)	237	1024	787	
PL	311 (97.8)	7 (2.2)	682	1000	318	
PT	76 (91.6)	7 (8.4)	963	1046	83	
RO	109 (96.5)	4 (3.5)	900	1013	113	
SE	698 (97.6)	17 (2.4)	295	1010	715	
SI	255 (95.9)	11 (4.1)	754	1020	266	
SK	345 (94.5)	20 (5.5)	668	1033	365	
N Sum	9304	554	16718	26576		
N Valid Sum	9304	554			9858	

v210 - QB4B E-SHOPPING DISCLOSED: TASTES/OPINIONS

ASK Q.B4B TO Q.B8B IF "PURCHASE GOODS OR SERVICES ONLINE", CODE 1 IN Q.B1A_3 – OTHERS GO TO Q.B13

It is increasingly common to purchase goods and services via the Internet (online shopping). People buy clothes, sports goods, books, travel tickets and holidays online; they purchase films, music and games; they compare prices of goods and services; they buy shares and financial and insurance products.

Q.B4B

Thinking of the occasions when you have purchased goods or services via the Internet, which of the following types of information have you already disclosed?

(SHOW CARD – READ OUT – MULTIPLE ANSWERS POSSIBLE)

Q.B4B_10 Your tastes and opinions

- 0 Not mentioned
- 1 Mentioned
- 9 Inap. No online shopping (not coded 1 in V103)

v210 by v7, Absolute Values (Row Percent), weighted by v8

v7	v210	0	1	9	N Sum	N Valid Sum
				M		
AT	360 (88.2)	48 (11.8)	602	1010	408	
BE	359 (94.0)	23 (6.0)	638	1020	382	
BG	91 (95.8)	4 (4.2)	905	1000	95	
CY	106 (99.1)	1 (0.9)	394	501	107	
CZ	402 (94.6)	23 (5.4)	589	1014	425	
DE-E	263 (96.7)	9 (3.3)	258	530	272	
DE-W	522 (96.8)	17 (3.2)	451	990	539	
DK	720 (97.6)	18 (2.4)	269	1007	738	
EE	304 (97.1)	9 (2.9)	688	1001	313	
ES	195 (87.1)	29 (12.9)	783	1007	224	
FI	529 (95.7)	24 (4.3)	450	1003	553	
FR	452 (95.0)	24 (5.0)	524	1000	476	
GB-GBN	570 (93.9)	37 (6.1)	393	1000	607	
GB-NIR	142 (94.0)	9 (6.0)	140	291	151	
GR	97 (88.2)	13 (11.8)	891	1001	110	
HU	161 (97.0)	5 (3.0)	848	1014	166	
IE	457 (93.3)	33 (6.7)	486	976	490	
IT	185 (88.9)	23 (11.1)	831	1039	208	
LT	199 (95.2)	10 (4.8)	816	1025	209	
LU	218 (97.3)	6 (2.7)	277	501	224	
LV	325 (97.3)	9 (2.7)	666	1000	334	
MT	174 (96.7)	6 (3.3)	320	500	180	
NL	760 (96.6)	27 (3.4)	237	1024	787	
PL	311 (97.8)	7 (2.2)	682	1000	318	
PT	74 (88.1)	10 (11.9)	963	1047	84	
RO	104 (92.0)	9 (8.0)	900	1013	113	
SE	702 (98.2)	13 (1.8)	295	1010	715	
SI	249 (93.6)	17 (6.4)	754	1020	266	
SK	352 (96.4)	13 (3.6)	668	1033	365	
N Sum	9383	476	16718	26577		
N Valid Sum	9383	476			9859	

v211 - QB4B E-SHOPPING DISCLOSED: PHOTOS

ASK Q.B4B TO Q.B8B IF "PURCHASE GOODS OR SERVICES ONLINE", CODE 1 IN Q.B1A_3 – OTHERS GO TO Q.B13

It is increasingly common to purchase goods and services via the Internet (online shopping). People buy clothes, sports goods, books, travel tickets and holidays online; they purchase films, music and games; they compare prices of goods and services; they buy shares and financial and insurance products.

Q.B4B

Thinking of the occasions when you have purchased goods or services via the Internet, which of the following types of information have you already disclosed?

(SHOW CARD – READ OUT – MULTIPLE ANSWERS POSSIBLE)

Q.B4B_11 Photos of you

- 0 Not mentioned
- 1 Mentioned
- 9 Inap. No online shopping (not coded 1 in V103)

v211 by v7, Absolute Values (Row Percent), weighted by v8

v7	v211	0	1	9	N Sum	N Valid Sum
		M				
AT	361 (88.5)	47 (11.5)	602	1010	408	
BE	359 (94.0)	23 (6.0)	638	1020	382	
BG	91 (96.8)	3 (3.2)	905	999	94	
CY	104 (97.2)	3 (2.8)	394	501	107	
CZ	404 (95.1)	21 (4.9)	589	1014	425	
DE-E	260 (95.6)	12 (4.4)	258	530	272	
DE-W	516 (95.9)	22 (4.1)	451	989	538	
DK	729 (98.8)	9 (1.2)	269	1007	738	
EE	297 (94.9)	16 (5.1)	688	1001	313	
ES	204 (91.5)	19 (8.5)	783	1006	223	
FI	548 (99.1)	5 (0.9)	450	1003	553	
FR	467 (98.1)	9 (1.9)	524	1000	476	
GB-GBN	590 (97.2)	17 (2.8)	393	1000	607	
GB-NIR	149 (98.0)	3 (2.0)	140	292	152	
GR	96 (88.1)	13 (11.9)	891	1000	109	
HU	158 (95.2)	8 (4.8)	848	1014	166	
IE	454 (92.8)	35 (7.2)	486	975	489	
IT	183 (88.0)	25 (12.0)	831	1039	208	
LT	205 (98.1)	4 (1.9)	816	1025	209	
LU	222 (99.1)	2 (0.9)	277	501	224	
LV	319 (95.5)	15 (4.5)	666	1000	334	
MT	171 (95.5)	8 (4.5)	320	499	179	
NL	765 (97.2)	22 (2.8)	237	1024	787	
PL	312 (98.1)	6 (1.9)	682	1000	318	
PT	75 (90.4)	8 (9.6)	963	1046	83	
RO	111 (98.2)	2 (1.8)	900	1013	113	
SE	711 (99.4)	4 (0.6)	295	1010	715	
SI	264 (99.2)	2 (0.8)	754	1020	266	
SK	345 (94.3)	21 (5.7)	668	1034	366	
N Sum	9470	384	16718	26572		
N Valid Sum	9470	384			9854	

v212 - QB4B E-SHOPPING DISCLOSED: FRIENDS

ASK Q.B4B TO Q.B8B IF "PURCHASE GOODS OR SERVICES ONLINE", CODE 1 IN Q.B1A_3 – OTHERS GO TO Q.B13

It is increasingly common to purchase goods and services via the Internet (online shopping). People buy clothes, sports goods, books, travel tickets and holidays online; they purchase films, music and games; they compare prices of goods and services; they buy shares and financial and insurance products.

Q.B4B

Thinking of the occasions when you have purchased goods or services via the Internet, which of the following types of information have you already disclosed?

(SHOW CARD – READ OUT – MULTIPLE ANSWERS POSSIBLE)

Q.B4B_12 Who your friends are

- 0 Not mentioned
- 1 Mentioned
- 9 Inap. No online shopping (not coded 1 in V103)

v212 by v7, Absolute Values (Row Percent), weighted by v8

	v212	0	1	9	N Sum	N Valid Sum
v7						
		M				
AT	380 (93.4)	27 (6.6)	602	1009	407	
BE	370 (96.9)	12 (3.1)	638	1020	382	
BG	93 (98.9)	1 (1.1)	905	999	94	
CY	104 (97.2)	3 (2.8)	394	501	107	
CZ	416 (97.7)	10 (2.3)	589	1015	426	
DE-E	266 (97.4)	7 (2.6)	258	531	273	
DE-W	526 (97.8)	12 (2.2)	451	989	538	
DK	735 (99.6)	3 (0.4)	269	1007	738	
EE	306 (97.8)	7 (2.2)	688	1001	313	
ES	213 (95.5)	10 (4.5)	783	1006	223	
FI	550 (99.5)	3 (0.5)	450	1003	553	
FR	470 (98.7)	6 (1.3)	524	1000	476	
GB-GBN	598 (98.5)	9 (1.5)	393	1000	607	
GB-NIR	149 (98.0)	3 (2.0)	140	292	152	
GR	98 (89.9)	11 (10.1)	891	1000	109	
HU	164 (98.8)	2 (1.2)	848	1014	166	
IE	467 (95.5)	22 (4.5)	486	975	489	
IT	190 (91.3)	18 (8.7)	831	1039	208	
LT	204 (97.6)	5 (2.4)	816	1025	209	
LU	222 (99.1)	2 (0.9)	277	501	224	
LV	331 (99.1)	3 (0.9)	666	1000	334	
MT	177 (98.3)	3 (1.7)	320	500	180	
NL	779 (99.0)	8 (1.0)	237	1024	787	
PL	315 (99.1)	3 (0.9)	682	1000	318	
PT	79 (94.0)	5 (6.0)	963	1047	84	
RO	111 (97.4)	3 (2.6)	900	1014	114	
SE	711 (99.6)	3 (0.4)	295	1009	714	
SI	263 (98.9)	3 (1.1)	754	1020	266	
SK	350 (95.9)	15 (4.1)	668	1033	365	
N Sum	9637	219	16718	26574		
N Valid Sum	9637	219			9856	

v213 - QB4B E-SHOPPING DISCLOSED: WEBSITE VISITS

ASK Q.B4B TO Q.B8B IF "PURCHASE GOODS OR SERVICES ONLINE", CODE 1 IN Q.B1A_3 – OTHERS GO TO Q.B13

It is increasingly common to purchase goods and services via the Internet (online shopping). People buy clothes, sports goods, books, travel tickets and holidays online; they purchase films, music and games; they compare prices of goods and services; they buy shares and financial and insurance products.

Q.B4B

Thinking of the occasions when you have purchased goods or services via the Internet, which of the following types of information have you already disclosed?

(SHOW CARD – READ OUT – MULTIPLE ANSWERS POSSIBLE)

Q.B4B_13 Websites you visit

- 0 Not mentioned
- 1 Mentioned
- 9 Inap. No online shopping (not coded 1 in V103)

v213 by v7, Absolute Values (Row Percent), weighted by v8

v7	v213	0	1	9	N Sum	N Valid Sum
				M		
AT	374 (91.7)	34 (8.3)	602	1010	408	
BE	374 (97.9)	8 (2.1)	638	1020	382	
BG	89 (93.7)	6 (6.3)	905	1000	95	
CY	103 (96.3)	4 (3.7)	394	501	107	
CZ	405 (95.3)	20 (4.7)	589	1014	425	
DE-E	255 (93.4)	18 (6.6)	258	531	273	
DE-W	515 (95.7)	23 (4.3)	451	989	538	
DK	734 (99.6)	3 (0.4)	269	1006	737	
EE	308 (98.4)	5 (1.6)	688	1001	313	
ES	217 (96.9)	7 (3.1)	783	1007	224	
FI	544 (98.4)	9 (1.6)	450	1003	553	
FR	464 (97.5)	12 (2.5)	524	1000	476	
GB-GBN	582 (95.9)	25 (4.1)	393	1000	607	
GB-NIR	147 (97.4)	4 (2.6)	140	291	151	
GR	93 (85.3)	16 (14.7)	891	1000	109	
HU	166 (100.0)		848	1014	166	
IE	463 (94.7)	26 (5.3)	486	975	489	
IT	197 (94.7)	11 (5.3)	831	1039	208	
LT	202 (96.2)	8 (3.8)	816	1026	210	
LU	218 (97.3)	6 (2.7)	277	501	224	
LV	328 (98.2)	6 (1.8)	666	1000	334	
MT	171 (95.0)	9 (5.0)	320	500	180	
NL	761 (96.7)	26 (3.3)	237	1024	787	
PL	314 (98.7)	4 (1.3)	682	1000	318	
PT	77 (91.7)	7 (8.3)	963	1047	84	
RO	112 (99.1)	1 (0.9)	900	1013	113	
SE	709 (99.2)	6 (0.8)	295	1010	715	
SI	246 (92.5)	20 (7.5)	754	1020	266	
SK	357 (97.8)	8 (2.2)	668	1033	365	
N Sum	9525	332	16718	26575		
N Valid Sum	9525	332			9857	

v214 - QB4B E-SHOPPING DISCLOSED: MOBILE PHONE

ASK Q.B4B TO Q.B8B IF "PURCHASE GOODS OR SERVICES ONLINE", CODE 1 IN Q.B1A_3 – OTHERS GO TO Q.B13

It is increasingly common to purchase goods and services via the Internet (online shopping). People buy clothes, sports goods, books, travel tickets and holidays online; they purchase films, music and games; they compare prices of goods and services; they buy shares and financial and insurance products.

Q.B4B

Thinking of the occasions when you have purchased goods or services via the Internet, which of the following types of information have you already disclosed?

(SHOW CARD – READ OUT – MULTIPLE ANSWERS POSSIBLE)

Q.B4B_14 Your mobile phone number

0 Not mentioned

1 Mentioned

9 Inap. No online shopping (not coded 1 in V103)

v214 by v7, Absolute Values (Row Percent), weighted by v8

v7	v214	0	1	9	N Sum	N Valid Sum
				M		
AT	182 (44.6)	226 (55.4)	602	1010	408	
BE	214 (56.0)	168 (44.0)	638	1020	382	
BG	55 (57.9)	40 (42.1)	905	1000	95	
CY	68 (64.2)	38 (35.8)	394	500	106	
CZ	121 (28.5)	304 (71.5)	589	1014	425	
DE-E	173 (63.6)	99 (36.4)	258	530	272	
DE-W	387 (71.9)	151 (28.1)	451	989	538	
DK	202 (27.4)	536 (72.6)	269	1007	738	
EE	110 (35.1)	203 (64.9)	688	1001	313	
ES	127 (57.0)	96 (43.0)	783	1006	223	
FI	182 (33.0)	370 (67.0)	450	1002	552	
FR	232 (48.7)	244 (51.3)	524	1000	476	
GB-GBN	355 (58.5)	252 (41.5)	393	1000	607	
GB-NIR	76 (50.0)	76 (50.0)	140	292	152	
GR	60 (55.0)	49 (45.0)	891	1000	109	
HU	68 (41.0)	98 (59.0)	848	1014	166	
IE	219 (44.8)	270 (55.2)	486	975	489	
IT	138 (66.3)	70 (33.7)	831	1039	208	
LT	103 (49.3)	106 (50.7)	816	1025	209	
LU	119 (53.1)	105 (46.9)	277	501	224	
LV	96 (28.7)	238 (71.3)	666	1000	334	
MT	134 (74.4)	46 (25.6)	320	500	180	
NL	357 (45.4)	430 (54.6)	237	1024	787	
PL	114 (35.8)	204 (64.2)	682	1000	318	
PT	62 (74.7)	21 (25.3)	963	1046	83	
RO	62 (54.9)	51 (45.1)	900	1013	113	
SE	169 (23.7)	545 (76.3)	295	1009	714	
SI	103 (38.7)	163 (61.3)	754	1020	266	
SK	104 (28.5)	261 (71.5)	668	1033	365	
N Sum	4392	5460	16718	26570		
N Valid Sum	4392	5460			9852	

v215 - QB4B E-SHOPPING DISCLOSED: OTHER

ASK Q.B4B TO Q.B8B IF "PURCHASE GOODS OR SERVICES ONLINE", CODE 1 IN Q.B1A_3 – OTHERS GO TO Q.B13

It is increasingly common to purchase goods and services via the Internet (online shopping). People buy clothes, sports goods, books, travel tickets and holidays online; they purchase films, music and games; they compare prices of goods and services; they buy shares and financial and insurance products.

Q.B4B

Thinking of the occasions when you have purchased goods or services via the Internet, which of the following types of information have you already disclosed?

(SHOW CARD – READ OUT – MULTIPLE ANSWERS POSSIBLE)

Q.B4B_15 Other (SPONTANEOUS)

- 0 Not mentioned
- 1 Mentioned
- 9 Inap. No online shopping (not coded 1 in V103)

v215 by v7, Absolute Values (Row Percent), weighted by v8

v7	v215	0	1	9	N Sum	N Valid Sum
				M		
AT	392 (96.3)	15 (3.7)	602	1009	407	
BE	371 (97.1)	11 (2.9)	638	1020	382	
BG	94 (98.9)	1 (1.1)	905	1000	95	
CY	105 (98.1)	2 (1.9)	394	501	107	
CZ	423 (99.5)	2 (0.5)	589	1014	425	
DE-E	271 (99.6)	1 (0.4)	258	530	272	
DE-W	537 (99.8)	1 (0.2)	451	989	538	
DK	734 (99.6)	3 (0.4)	269	1006	737	
EE	307 (98.4)	5 (1.6)	688	1000	312	
ES	223 (100.0)		783	1006	223	
FI	538 (97.3)	15 (2.7)	450	1003	553	
FR	464 (97.5)	12 (2.5)	524	1000	476	
GB-GBN	602 (99.2)	5 (0.8)	393	1000	607	
GB-NIR	149 (98.0)	3 (2.0)	140	292	152	
GR	102 (92.7)	8 (7.3)	891	1001	110	
HU	164 (98.8)	2 (1.2)	848	1014	166	
IE	471 (96.1)	19 (3.9)	486	976	490	
IT	202 (97.1)	6 (2.9)	831	1039	208	
LT	204 (97.1)	6 (2.9)	816	1026	210	
LU	215 (96.0)	9 (4.0)	277	501	224	
LV	329 (98.5)	5 (1.5)	666	1000	334	
MT	180 (100.0)		320	500	180	
NL	779 (99.1)	7 (0.9)	237	1023	786	
PL	317 (99.7)	1 (0.3)	682	1000	318	
PT	83 (98.8)	1 (1.2)	963	1047	84	
RO	112 (99.1)	1 (0.9)	900	1013	113	
SE	710 (99.3)	5 (0.7)	295	1010	715	
SI	254 (95.5)	12 (4.5)	754	1020	266	
SK	364 (99.5)	2 (0.5)	668	1034	366	
N Sum	9696	160	16718	26574		
N Valid Sum	9696	160			9856	

v216 - QB4B E-SHOPPING DISCLOSED: NONE

ASK Q.B4B TO Q.B8B IF "PURCHASE GOODS OR SERVICES ONLINE", CODE 1 IN Q.B1A_3 – OTHERS GO TO Q.B13

It is increasingly common to purchase goods and services via the Internet (online shopping). People buy clothes, sports goods, books, travel tickets and holidays online; they purchase films, music and games; they compare prices of goods and services; they buy shares and financial and insurance products.

Q.B4B

Thinking of the occasions when you have purchased goods or services via the Internet, which of the following types of information have you already disclosed?

(SHOW CARD – READ OUT – MULTIPLE ANSWERS POSSIBLE)

Q.B4B_16 None (SPONTANEOUS)

- 0 Not mentioned
- 1 Mentioned
- 9 Inap. No online shopping (not coded 1 in V103)

v216 by v7, Absolute Values (Row Percent), weighted by v8

v7	v216	0	1	9	N Sum	N Valid Sum
				M		
AT	403 (98.8)	5 (1.2)	602	1010	408	
BE	375 (98.2)	7 (1.8)	638	1020	382	
BG	95 (100.0)		905	1000	95	
CY	105 (98.1)	2 (1.9)	394	501	107	
CZ	423 (99.5)	2 (0.5)	589	1014	425	
DE-E	263 (96.3)	10 (3.7)	258	531	273	
DE-W	529 (98.1)	10 (1.9)	451	990	539	
DK	735 (99.6)	3 (0.4)	269	1007	738	
EE	309 (98.7)	4 (1.3)	688	1001	313	
ES	221 (98.7)	3 (1.3)	783	1007	224	
FI	548 (99.1)	5 (0.9)	450	1003	553	
FR	471 (98.9)	5 (1.1)	524	1000	476	
GB-GBN	588 (96.7)	20 (3.3)	393	1001	608	
GB-NIR	150 (99.3)	1 (0.7)	140	291	151	
GR	108 (99.1)	1 (0.9)	891	1000	109	
HU	162 (97.6)	4 (2.4)	848	1014	166	
IE	486 (99.4)	3 (0.6)	486	975	489	
IT	202 (97.1)	6 (2.9)	831	1039	208	
LT	191 (91.0)	19 (9.0)	816	1026	210	
LU	223 (99.6)	1 (0.4)	277	501	224	
LV	331 (99.1)	3 (0.9)	666	1000	334	
MT	178 (98.9)	2 (1.1)	320	500	180	
NL	784 (99.6)	3 (0.4)	237	1024	787	
PL	312 (98.1)	6 (1.9)	682	1000	318	
PT	78 (94.0)	5 (6.0)	963	1046	83	
RO	112 (99.1)	1 (0.9)	900	1013	113	
SE	708 (99.2)	6 (0.8)	295	1009	714	
SI	262 (98.5)	4 (1.5)	754	1020	266	
SK	363 (99.5)	2 (0.5)	668	1033	365	
N Sum	9715	143	16718	26576		
N Valid Sum	9715	143			9858	

v217 - QB4B E-SHOPPING DISCLOSED: DK

ASK Q.B4B TO Q.B8B IF "PURCHASE GOODS OR SERVICES ONLINE", CODE 1 IN Q.B1A_3 – OTHERS GO TO Q.B13

It is increasingly common to purchase goods and services via the Internet (online shopping). People buy clothes, sports goods, books, travel tickets and holidays online; they purchase films, music and games; they compare prices of goods and services; they buy shares and financial and insurance products.

Q.B4B

Thinking of the occasions when you have purchased goods or services via the Internet, which of the following types of information have you already disclosed?

(SHOW CARD – READ OUT – MULTIPLE ANSWERS POSSIBLE)

Q.B4B_17 DK

0 Not mentioned

1 Mentioned

9 Inap. No online shopping (not coded 1 in V103)

v217 by v7, Absolute Values (Row Percent), weighted by v8

v7	v217	0	1	9	N Sum	N Valid Sum
		M				
AT	405 (99.3)	3 (0.7)	602	1010	408	
BE	380 (99.7)	1 (0.3)	638	1019	381	
BG	88 (93.6)	6 (6.4)	905	999	94	
CY	107 (100.0)		394	501	107	
CZ	423 (99.5)	2 (0.5)	589	1014	425	
DE-E	272 (99.6)	1 (0.4)	258	531	273	
DE-W	532 (98.7)	7 (1.3)	451	990	539	
DK	736 (99.7)	2 (0.3)	269	1007	738	
EE	310 (99.4)	2 (0.6)	688	1000	312	
ES	222 (99.1)	2 (0.9)	783	1007	224	
FI	552 (99.8)	1 (0.2)	450	1003	553	
FR	473 (99.4)	3 (0.6)	524	1000	476	
GB-GBN	603 (99.3)	4 (0.7)	393	1000	607	
GB-NIR	151 (100.0)		140	291	151	
GR	108 (99.1)	1 (0.9)	891	1000	109	
HU	165 (99.4)	1 (0.6)	848	1014	166	
IE	481 (98.4)	8 (1.6)	486	975	489	
IT	206 (99.0)	2 (1.0)	831	1039	208	
LT	209 (99.5)	1 (0.5)	816	1026	210	
LU	223 (99.6)	1 (0.4)	277	501	224	
LV	331 (99.1)	3 (0.9)	666	1000	334	
MT	180 (100.0)		320	500	180	
NL	786 (99.9)	1 (0.1)	237	1024	787	
PL	311 (97.8)	7 (2.2)	682	1000	318	
PT	82 (98.8)	1 (1.2)	963	1046	83	
RO	106 (93.8)	7 (6.2)	900	1013	113	
SE	714 (99.9)	1 (0.1)	295	1010	715	
SI	266 (100.0)		754	1020	266	
SK	363 (99.5)	2 (0.5)	668	1033	365	
N Sum	9785	70	16718	26573		
N Valid Sum	9785	70			9855	

v218 - QB5B E-SHOPPING INFO DISCL: SERVICE ACCESS

ASK Q.B4B TO Q.B8B IF "PURCHASE GOODS OR SERVICES ONLINE", CODE 1 IN Q.B1A_3 – OTHERS GO TO Q.B13

Q.B5B

ASK Q.B5B AND Q.B6B IF "HAVE DISCLOSED PERSONAL INFORMATION WHEN SHOPPING ONLINE", CODE 1 TO 15 IN Q.B4B – OTHERS GO TO Q.B8B

What are the most important reasons why you disclose such information in online shopping?
(SHOW CARD – READ OUT – MAX. 3 ANSWERS)

Q.B5B_1 To access the service

0 Not mentioned

1 Mentioned

9 Inap. Not disclosing personal information (not coded any 1 in V201 to V215)

Note:

Multiple response questions are split into a set of dichotomized dummy variables (0 NOT MENTIONED / 1 MENTIONED) which represent each of the original categories and which are identified by the respective original category code as question number suffix. As a result the references to specific categories in the question text or in interviewer instructions should now be read as referring to the respective dummy variable if selected (code 1).

Nested question routing: the quoted filter reference (INAP) includes one or more preceding filter (or other) conditions for the exclusion of respondents.

v218 by v7, Absolute Values (Row Percent), weighted by v8

v7	v218	0	1	9	N Sum	N Valid Sum
				M		
AT	129 (32.3)	271 (67.8)	610	1010	400	
BE	76 (20.4)	297 (79.6)	647	1020	373	
BG	22 (25.0)	66 (75.0)	912	1000	88	
CY	20 (19.0)	85 (81.0)	396	501	105	
CZ	126 (29.9)	296 (70.1)	594	1016	422	
DE-E	65 (24.8)	197 (75.2)	268	530	262	
DE-W	140 (26.8)	382 (73.2)	467	989	522	
DK	62 (8.5)	671 (91.5)	274	1007	733	
EE	49 (16.0)	258 (84.0)	693	1000	307	
ES	39 (17.8)	180 (82.2)	787	1006	219	
FI	137 (25.0)	410 (75.0)	456	1003	547	
FR	108 (23.1)	360 (76.9)	532	1000	468	
GB-GBN	75 (12.9)	508 (87.1)	417	1000	583	
GB-NIR	18 (12.0)	132 (88.0)	141	291	150	
GR	44 (41.1)	63 (58.9)	893	1000	107	
HU	39 (24.2)	122 (75.8)	853	1014	161	
IE	63 (13.2)	415 (86.8)	497	975	478	
IT	75 (37.7)	124 (62.3)	839	1038	199	
LT	68 (35.8)	122 (64.2)	836	1026	190	
LU	48 (21.6)	174 (78.4)	279	501	222	
LV	32 (9.8)	296 (90.2)	672	1000	328	
MT	33 (18.5)	145 (81.5)	322	500	178	
NL	90 (11.5)	693 (88.5)	241	1024	783	
PL	72 (23.7)	232 (76.3)	695	999	304	
PT	24 (31.2)	53 (68.8)	969	1046	77	
RO	39 (36.8)	67 (63.2)	908	1014	106	
SE	40 (5.7)	667 (94.3)	303	1010	707	
SI	70 (26.6)	193 (73.4)	758	1021	263	
SK	119 (33.0)	242 (67.0)	673	1034	361	
N Sum	1922	7721	16932	26575		
N Valid Sum	1922	7721			9643	

v219 - QB5B E-SHOPPING INFO DISCL: SAVE TIME

ASK Q.B4B TO Q.B8B IF "PURCHASE GOODS OR SERVICES ONLINE", CODE 1 IN Q.B1A_3 – OTHERS GO TO Q.B13

Q.B5B

ASK Q.B5B AND Q.B6B IF "HAVE DISCLOSED PERSONAL INFORMATION WHEN SHOPPING ONLINE", CODE 1 TO 15 IN Q.B4B – OTHERS GO TO Q.B8B

What are the most important reasons why you disclose such information in online shopping?
(SHOW CARD – READ OUT – MAX. 3 ANSWERS)

Q.B5B_2 To save time at the next visit

0 Not mentioned

1 Mentioned

9 Inap. Not disclosing personal information (not coded any 1 in V201 to V215)

Note:

Multiple response questions are split into a set of dichotomized dummy variables (0 NOT MENTIONED / 1 MENTIONED) which represent each of the original categories and which are identified by the respective original category code as question number suffix. As a result the references to specific categories in the question text or in interviewer instructions should now be read as referring to the respective dummy variable if selected (code 1).

Nested question routing: the quoted filter reference (INAP) includes one or more preceding filter (or other) conditions for the exclusion of respondents.

v219 by v7, Absolute Values (Row Percent), weighted by v8

	v219	0	1	9	N Sum	N Valid Sum
v7						
		M				
AT	306 (76.5)	94 (23.5)	610	1010	400	
BE	297 (79.6)	76 (20.4)	647	1020	373	
BG	75 (84.3)	14 (15.7)	912	1001	89	
CY	81 (77.9)	23 (22.1)	396	500	104	
CZ	335 (79.6)	86 (20.4)	594	1015	421	
DE-E	215 (82.1)	47 (17.9)	268	530	262	
DE-W	446 (85.4)	76 (14.6)	467	989	522	
DK	532 (72.6)	201 (27.4)	274	1007	733	
EE	238 (77.5)	69 (22.5)	693	1000	307	
ES	184 (84.0)	35 (16.0)	787	1006	219	
FI	406 (74.1)	142 (25.9)	456	1004	548	
FR	388 (82.7)	81 (17.3)	532	1001	469	
GB-GBN	462 (79.2)	121 (20.8)	417	1000	583	
GB-NIR	112 (74.7)	38 (25.3)	141	291	150	
GR	97 (90.7)	10 (9.3)	893	1000	107	
HU	125 (77.6)	36 (22.4)	853	1014	161	
IE	314 (65.6)	165 (34.4)	497	976	479	
IT	172 (86.0)	28 (14.0)	839	1039	200	
LT	156 (82.1)	34 (17.9)	836	1026	190	
LU	167 (75.2)	55 (24.8)	279	501	222	
LV	292 (89.0)	36 (11.0)	672	1000	328	
MT	156 (87.6)	22 (12.4)	322	500	178	
NL	621 (79.4)	161 (20.6)	241	1023	782	
PL	249 (81.6)	56 (18.4)	695	1000	305	
PT	60 (77.9)	17 (22.1)	969	1046	77	
RO	75 (70.8)	31 (29.2)	908	1014	106	
SE	558 (78.9)	149 (21.1)	303	1010	707	
SI	200 (76.3)	62 (23.7)	758	1020	262	
SK	267 (74.0)	94 (26.0)	673	1034	361	
N Sum	7586	2059	16932	26577		
N Valid Sum	7586	2059			9645	

v220 - QB5B E-SHOPPING INFO DISCL: FINANCIAL BENEFIT

ASK Q.B4B TO Q.B8B IF "PURCHASE GOODS OR SERVICES ONLINE", CODE 1 IN Q.B1A_3 – OTHERS GO TO Q.B13

Q.B5B

ASK Q.B5B AND Q.B6B IF "HAVE DISCLOSED PERSONAL INFORMATION WHEN SHOPPING ONLINE", CODE 1 TO 15 IN Q.B4B – OTHERS GO TO Q.B8B

What are the most important reasons why you disclose such information in online shopping?
(SHOW CARD – READ OUT – MAX. 3 ANSWERS)

Q.B5B_3 To receive money or price reductions

0 Not mentioned

1 Mentioned

9 Inap. Not disclosing personal information (not coded any 1 in V201 to V215)

Note:

Multiple response questions are split into a set of dichotomized dummy variables (0 NOT MENTIONED / 1 MENTIONED) which represent each of the original categories and which are identified by the respective original category code as question number suffix. As a result the references to specific categories in the question text or in interviewer instructions should now be read as referring to the respective dummy variable if selected (code 1).

Nested question routing: the quoted filter reference (INAP) includes one or more preceding filter (or other) conditions for the exclusion of respondents.

v220 by v7, Absolute Values (Row Percent), weighted by v8

v7	v220	0	1	9	N Sum	N Valid Sum
				M		
AT	300 (75.0)	100 (25.0)	610	1010	400	
BE	333 (89.3)	40 (10.7)	647	1020	373	
BG	79 (89.8)	9 (10.2)	912	1000	88	
CY	91 (86.7)	14 (13.3)	396	501	105	
CZ	346 (82.2)	75 (17.8)	594	1015	421	
DE-E	209 (79.8)	53 (20.2)	268	530	262	
DE-W	457 (87.5)	65 (12.5)	467	989	522	
DK	575 (78.6)	157 (21.4)	274	1006	732	
EE	253 (82.4)	54 (17.6)	693	1000	307	
ES	204 (93.2)	15 (6.8)	787	1006	219	
FI	440 (80.4)	107 (19.6)	456	1003	547	
FR	434 (92.5)	35 (7.5)	532	1001	469	
GB-GBN	542 (92.8)	42 (7.2)	417	1001	584	
GB-NIR	135 (90.0)	15 (10.0)	141	291	150	
GR	89 (83.2)	18 (16.8)	893	1000	107	
HU	127 (78.9)	34 (21.1)	853	1014	161	
IE	389 (81.4)	89 (18.6)	497	975	478	
IT	169 (84.9)	30 (15.1)	839	1038	199	
LT	152 (80.0)	38 (20.0)	836	1026	190	
LU	187 (84.2)	35 (15.8)	279	501	222	
LV	277 (84.5)	51 (15.5)	672	1000	328	
MT	147 (83.1)	30 (16.9)	322	499	177	
NL	664 (84.9)	118 (15.1)	241	1023	782	
PL	275 (90.2)	30 (9.8)	695	1000	305	
PT	74 (96.1)	3 (3.9)	969	1046	77	
RO	88 (83.8)	17 (16.2)	908	1013	105	
SE	636 (90.0)	71 (10.0)	303	1010	707	
SI	222 (84.7)	40 (15.3)	758	1020	262	
SK	300 (83.1)	61 (16.9)	673	1034	361	
N Sum	8194	1446	16932	26572		
N Valid Sum	8194	1446			9640	

v221 - QB5B E-SHOPPING INFO DISCL: BENEFIT FR OFFERS

ASK Q.B4B TO Q.B8B IF "PURCHASE GOODS OR SERVICES ONLINE", CODE 1 IN Q.B1A_3 – OTHERS GO TO Q.B13

Q.B5B

ASK Q.B5B AND Q.B6B IF "HAVE DISCLOSED PERSONAL INFORMATION WHEN SHOPPING ONLINE", CODE 1 TO 15 IN Q.B4B – OTHERS GO TO Q.B8B

What are the most important reasons why you disclose such information in online shopping?
(SHOW CARD – READ OUT – MAX. 3 ANSWERS)

Q.B5B_4 To benefit from personalised commercial offers

0 Not mentioned

1 Mentioned

9 Inap. Not disclosing personal information (not coded any 1 in V201 to V215)

Note:

Multiple response questions are split into a set of dichotomized dummy variables (0 NOT MENTIONED / 1 MENTIONED) which represent each of the original categories and which are identified by the respective original category code as question number suffix. As a result the references to specific categories in the question text or in interviewer instructions should now be read as referring to the respective dummy variable if selected (code 1).

Nested question routing: the quoted filter reference (INAP) includes one or more preceding filter (or other) conditions for the exclusion of respondents.

v221 by v7, Absolute Values (Row Percent), weighted by v8

	v221	0	1	9	N Sum	N Valid Sum
v7						
		M				
AT	339 (84.8)	61 (15.3)	610	1010	400	
BE	308 (82.4)	66 (17.6)	647	1021	374	
BG	78 (87.6)	11 (12.4)	912	1001	89	
CY	80 (76.2)	25 (23.8)	396	501	105	
CZ	344 (81.7)	77 (18.3)	594	1015	421	
DE-E	243 (92.7)	19 (7.3)	268	530	262	
DE-W	477 (91.4)	45 (8.6)	467	989	522	
DK	661 (90.2)	72 (9.8)	274	1007	733	
EE	282 (91.9)	25 (8.1)	693	1000	307	
ES	193 (88.1)	26 (11.9)	787	1006	219	
FI	416 (76.1)	131 (23.9)	456	1003	547	
FR	369 (78.8)	99 (21.2)	532	1000	468	
GB-GBN	557 (95.5)	26 (4.5)	417	1000	583	
GB-NIR	145 (96.0)	6 (4.0)	141	292	151	
GR	55 (51.4)	52 (48.6)	893	1000	107	
HU	125 (77.6)	36 (22.4)	853	1014	161	
IE	409 (85.4)	70 (14.6)	497	976	479	
IT	151 (75.5)	49 (24.5)	839	1039	200	
LT	169 (88.9)	21 (11.1)	836	1026	190	
LU	185 (83.3)	37 (16.7)	279	501	222	
LV	304 (92.7)	24 (7.3)	672	1000	328	
MT	151 (84.8)	27 (15.2)	322	500	178	
NL	737 (94.1)	46 (5.9)	241	1024	783	
PL	268 (87.9)	37 (12.1)	695	1000	305	
PT	55 (71.4)	22 (28.6)	969	1046	77	
RO	81 (77.1)	24 (22.9)	908	1013	105	
SE	623 (88.1)	84 (11.9)	303	1010	707	
SI	224 (85.2)	39 (14.8)	758	1021	263	
SK	291 (80.4)	71 (19.6)	673	1035	362	
N Sum	8320	1328	16932	26580		
N Valid Sum	8320	1328			9648	

v222 - QB5B E-SHOPPING INFO DISCL: SERVICE FOR FREE

ASK Q.B4B TO Q.B8B IF "PURCHASE GOODS OR SERVICES ONLINE", CODE 1 IN Q.B1A_3 – OTHERS GO TO Q.B13

Q.B5B

ASK Q.B5B AND Q.B6B IF "HAVE DISCLOSED PERSONAL INFORMATION WHEN SHOPPING ONLINE", CODE 1 TO 15 IN Q.B4B – OTHERS GO TO Q.B8B

What are the most important reasons why you disclose such information in online shopping?
(SHOW CARD – READ OUT – MAX. 3 ANSWERS)

Q.B5B_5 To get a service for free

0 Not mentioned

1 Mentioned

9 Inap. Not disclosing personal information (not coded any 1 in V201 to V215)

Note:

Multiple response questions are split into a set of dichotomized dummy variables (0 NOT MENTIONED / 1 MENTIONED) which represent each of the original categories and which are identified by the respective original category code as question number suffix. As a result the references to specific categories in the question text or in interviewer instructions should now be read as referring to the respective dummy variable if selected (code 1).

Nested question routing: the quoted filter reference (INAP) includes one or more preceding filter (or other) conditions for the exclusion of respondents.

v222 by v7, Absolute Values (Row Percent), weighted by v8

v7	v222	0	1	9	N Sum	N Valid Sum
				M		
AT	298 (74.5)	102 (25.5)	610	1010	400	
BE	347 (92.8)	27 (7.2)	647	1021	374	
BG	81 (91.0)	8 (9.0)	912	1001	89	
CY	94 (89.5)	11 (10.5)	396	501	105	
CZ	386 (91.7)	35 (8.3)	594	1015	421	
DE-E	193 (73.7)	69 (26.3)	268	530	262	
DE-W	418 (80.1)	104 (19.9)	467	989	522	
DK	635 (86.6)	98 (13.4)	274	1007	733	
EE	269 (87.9)	37 (12.1)	693	999	306	
ES	198 (90.8)	20 (9.2)	787	1005	218	
FI	506 (92.5)	41 (7.5)	456	1003	547	
FR	434 (92.5)	35 (7.5)	532	1001	469	
GB-GBN	543 (93.1)	40 (6.9)	417	1000	583	
GB-NIR	145 (96.0)	6 (4.0)	141	292	151	
GR	94 (87.9)	13 (12.1)	893	1000	107	
HU	143 (88.8)	18 (11.2)	853	1014	161	
IE	429 (89.7)	49 (10.3)	497	975	478	
IT	175 (87.9)	24 (12.1)	839	1038	199	
LT	178 (93.7)	12 (6.3)	836	1026	190	
LU	203 (91.4)	19 (8.6)	279	501	222	
LV	301 (91.8)	27 (8.2)	672	1000	328	
MT	171 (96.1)	7 (3.9)	322	500	178	
NL	729 (93.1)	54 (6.9)	241	1024	783	
PL	283 (92.8)	22 (7.2)	695	1000	305	
PT	71 (92.2)	6 (7.8)	969	1046	77	
RO	92 (87.6)	13 (12.4)	908	1013	105	
SE	676 (95.6)	31 (4.4)	303	1010	707	
SI	227 (86.3)	36 (13.7)	758	1021	263	
SK	311 (86.1)	50 (13.9)	673	1034	361	
N Sum	8630	1014	16932	26576		
N Valid Sum	8630	1014			9644	

v223 - QB5B E-SHOPPING INFO DISCL: ADAPTED SERVICE

ASK Q.B4B TO Q.B8B IF "PURCHASE GOODS OR SERVICES ONLINE", CODE 1 IN Q.B1A_3 – OTHERS GO TO Q.B13

Q.B5B

ASK Q.B5B AND Q.B6B IF "HAVE DISCLOSED PERSONAL INFORMATION WHEN SHOPPING ONLINE", CODE 1 TO 15 IN Q.B4B – OTHERS GO TO Q.B8B

What are the most important reasons why you disclose such information in online shopping?
(SHOW CARD – READ OUT – MAX. 3 ANSWERS)

Q.B5B_6 To obtain a service adapted to your needs

0 Not mentioned

1 Mentioned

9 Inap. Not disclosing personal information (not coded any 1 in V201 to V215)

Note:

Multiple response questions are split into a set of dichotomized dummy variables (0 NOT MENTIONED / 1 MENTIONED) which represent each of the original categories and which are identified by the respective original category code as question number suffix. As a result the references to specific categories in the question text or in interviewer instructions should now be read as referring to the respective dummy variable if selected (code 1).

Nested question routing: the quoted filter reference (INAP) includes one or more preceding filter (or other) conditions for the exclusion of respondents.

v223 by v7, Absolute Values (Row Percent), weighted by v8

	v223	0	1	9	N Sum	N Valid Sum
v7						
		M				
AT	248 (62.0)	152 (38.0)	610	1010	400	
BE	276 (73.8)	98 (26.2)	647	1021	374	
BG	53 (60.2)	35 (39.8)	912	1000	88	
CY	71 (68.3)	33 (31.7)	396	500	104	
CZ	289 (68.6)	132 (31.4)	594	1015	421	
DE-E	141 (53.8)	121 (46.2)	268	530	262	
DE-W	301 (57.7)	221 (42.3)	467	989	522	
DK	567 (77.4)	166 (22.6)	274	1007	733	
EE	226 (73.6)	81 (26.4)	693	1000	307	
ES	164 (74.9)	55 (25.1)	787	1006	219	
FI	358 (65.4)	189 (34.6)	456	1003	547	
FR	333 (71.2)	135 (28.8)	532	1000	468	
GB-GBN	525 (90.1)	58 (9.9)	417	1000	583	
GB-NIR	129 (86.0)	21 (14.0)	141	291	150	
GR	75 (69.4)	33 (30.6)	893	1001	108	
HU	114 (70.8)	47 (29.2)	853	1014	161	
IE	332 (69.5)	146 (30.5)	497	975	478	
IT	142 (71.0)	58 (29.0)	839	1039	200	
LT	107 (56.3)	83 (43.7)	836	1026	190	
LU	156 (70.3)	66 (29.7)	279	501	222	
LV	246 (75.0)	82 (25.0)	672	1000	328	
MT	103 (57.9)	75 (42.1)	322	500	178	
NL	637 (81.4)	146 (18.6)	241	1024	783	
PL	248 (81.6)	56 (18.4)	695	999	304	
PT	66 (85.7)	11 (14.3)	969	1046	77	
RO	83 (79.0)	22 (21.0)	908	1013	105	
SE	551 (77.9)	156 (22.1)	303	1010	707	
SI	163 (62.2)	99 (37.8)	758	1020	262	
SK	224 (62.0)	137 (38.0)	673	1034	361	
N Sum	6928	2714	16932	26574		
N Valid Sum	6928	2714			9642	

v224 - QB5B E-SHOPPING INFO DISCL: FOR FUN

ASK Q.B4B TO Q.B8B IF "PURCHASE GOODS OR SERVICES ONLINE", CODE 1 IN Q.B1A_3 – OTHERS GO TO Q.B13

Q.B5B

ASK Q.B5B AND Q.B6B IF "HAVE DISCLOSED PERSONAL INFORMATION WHEN SHOPPING ONLINE", CODE 1 TO 15 IN Q.B4B – OTHERS GO TO Q.B8B

What are the most important reasons why you disclose such information in online shopping?
(SHOW CARD – READ OUT – MAX. 3 ANSWERS)

Q.B5B_7 For fun

0 Not mentioned

1 Mentioned

9 Inap. Not disclosing personal information (not coded any 1 in V201 to V215)

Note:

Multiple response questions are split into a set of dichotomized dummy variables (0 NOT MENTIONED / 1 MENTIONED) which represent each of the original categories and which are identified by the respective original category code as question number suffix. As a result the references to specific categories in the question text or in interviewer instructions should now be read as referring to the respective dummy variable if selected (code 1).

Nested question routing: the quoted filter reference (INAP) includes one or more preceding filter (or other) conditions for the exclusion of respondents.

v224 by v7, Absolute Values (Row Percent), weighted by v8

v7	v224	0	1	9	N Sum	N Valid Sum
				M		
AT	391 (97.8)	9 (2.3)	610	1010	400	
BE	365 (97.6)	9 (2.4)	647	1021	374	
BG	87 (97.8)	2 (2.2)	912	1001	89	
CY	105 (100.0)		396	501	105	
CZ	411 (97.6)	10 (2.4)	594	1015	421	
DE-E	260 (99.2)	2 (0.8)	268	530	262	
DE-W	518 (99.2)	4 (0.8)	467	989	522	
DK	726 (99.0)	7 (1.0)	274	1007	733	
EE	304 (99.0)	3 (1.0)	693	1000	307	
ES	213 (97.3)	6 (2.7)	787	1006	219	
FI	538 (98.4)	9 (1.6)	456	1003	547	
FR	457 (97.6)	11 (2.4)	532	1000	468	
GB-GBN	576 (98.8)	7 (1.2)	417	1000	583	
GB-NIR	147 (98.0)	3 (2.0)	141	291	150	
GR	107 (100.0)		893	1000	107	
HU	156 (96.9)	5 (3.1)	853	1014	161	
IE	456 (95.4)	22 (4.6)	497	975	478	
IT	189 (94.5)	11 (5.5)	839	1039	200	
LT	189 (99.5)	1 (0.5)	836	1026	190	
LU	221 (99.5)	1 (0.5)	279	501	222	
LV	309 (94.2)	19 (5.8)	672	1000	328	
MT	176 (98.9)	2 (1.1)	322	500	178	
NL	776 (99.2)	6 (0.8)	241	1023	782	
PL	305 (100.0)		695	1000	305	
PT	71 (92.2)	6 (7.8)	969	1046	77	
RO	99 (93.4)	7 (6.6)	908	1014	106	
SE	686 (97.0)	21 (3.0)	303	1010	707	
SI	261 (99.6)	1 (0.4)	758	1020	262	
SK	344 (95.3)	17 (4.7)	673	1034	361	
N Sum	9443	201	16932	26576		
N Valid Sum	9443	201			9644	

v225 - QB5B E-SHOPPING INFO DISCL: CONNECT W OTHERS

ASK Q.B4B TO Q.B8B IF "PURCHASE GOODS OR SERVICES ONLINE", CODE 1 IN Q.B1A_3 – OTHERS GO TO Q.B13

Q.B5B

ASK Q.B5B AND Q.B6B IF "HAVE DISCLOSED PERSONAL INFORMATION WHEN SHOPPING ONLINE", CODE 1 TO 15 IN Q.B4B – OTHERS GO TO Q.B8B

What are the most important reasons why you disclose such information in online shopping?
(SHOW CARD – READ OUT – MAX. 3 ANSWERS)

Q.B5B_8 To connect with others

0 Not mentioned

1 Mentioned

9 Inap. Not disclosing personal information (not coded any 1 in V201 to V215)

Note:

Multiple response questions are split into a set of dichotomized dummy variables (0 NOT MENTIONED / 1 MENTIONED) which represent each of the original categories and which are identified by the respective original category code as question number suffix. As a result the references to specific categories in the question text or in interviewer instructions should now be read as referring to the respective dummy variable if selected (code 1).

Nested question routing: the quoted filter reference (INAP) includes one or more preceding filter (or other) conditions for the exclusion of respondents.

v225 by v7, Absolute Values (Row Percent), weighted by v8

v7	v225	0	1	9	N Sum	N Valid Sum
				M		
AT	375 (93.8)	25 (6.3)	610	1010	400	
BE	360 (96.5)	13 (3.5)	647	1020	373	
BG	85 (95.5)	4 (4.5)	912	1001	89	
CY	95 (90.5)	10 (9.5)	396	501	105	
CZ	392 (93.1)	29 (6.9)	594	1015	421	
DE-E	233 (89.3)	28 (10.7)	268	529	261	
DE-W	468 (89.7)	54 (10.3)	467	989	522	
DK	707 (96.5)	26 (3.5)	274	1007	733	
EE	280 (91.2)	27 (8.8)	693	1000	307	
ES	201 (91.8)	18 (8.2)	787	1006	219	
FI	517 (94.5)	30 (5.5)	456	1003	547	
FR	453 (96.8)	15 (3.2)	532	1000	468	
GB-GBN	568 (97.4)	15 (2.6)	417	1000	583	
GB-NIR	148 (98.0)	3 (2.0)	141	292	151	
GR	95 (88.8)	12 (11.2)	893	1000	107	
HU	151 (93.8)	10 (6.2)	853	1014	161	
IE	445 (93.1)	33 (6.9)	497	975	478	
IT	186 (93.0)	14 (7.0)	839	1039	200	
LT	175 (92.1)	15 (7.9)	836	1026	190	
LU	216 (97.3)	6 (2.7)	279	501	222	
LV	312 (95.1)	16 (4.9)	672	1000	328	
MT	172 (96.6)	6 (3.4)	322	500	178	
NL	766 (97.8)	17 (2.2)	241	1024	783	
PL	281 (92.4)	23 (7.6)	695	999	304	
PT	69 (89.6)	8 (10.4)	969	1046	77	
RO	103 (98.1)	2 (1.9)	908	1013	105	
SE	685 (96.9)	22 (3.1)	303	1010	707	
SI	239 (91.2)	23 (8.8)	758	1020	262	
SK	324 (89.8)	37 (10.2)	673	1034	361	
N Sum	9101	541	16932	26574		
N Valid Sum	9101	541			9642	

v226 - QB5B E-SHOPPING INFO DISCL: OTHER REASONS

ASK Q.B4B TO Q.B8B IF "PURCHASE GOODS OR SERVICES ONLINE", CODE 1 IN Q.B1A_3 – OTHERS GO TO Q.B13

Q.B5B

ASK Q.B5B AND Q.B6B IF "HAVE DISCLOSED PERSONAL INFORMATION WHEN SHOPPING ONLINE", CODE 1 TO 15 IN Q.B4B – OTHERS GO TO Q.B8B

What are the most important reasons why you disclose such information in online shopping?
(SHOW CARD – READ OUT – MAX. 3 ANSWERS)

Q.B5B_9 Other (SPONTANEOUS)

0 Not mentioned

1 Mentioned

9 Inap. Not disclosing personal information (not coded any 1 in V201 to V215)

Note:

Multiple response questions are split into a set of dichotomized dummy variables (0 NOT MENTIONED / 1 MENTIONED) which represent each of the original categories and which are identified by the respective original category code as question number suffix. As a result the references to specific categories in the question text or in interviewer instructions should now be read as referring to the respective dummy variable if selected (code 1).

Nested question routing: the quoted filter reference (INAP) includes one or more preceding filter (or other) conditions for the exclusion of respondents.

v226 by v7, Absolute Values (Row Percent), weighted by v8

	v226	0	1	9	N Sum	N Valid Sum
v7						
		M				
AT	385 (96.3)	15 (3.8)	610	1010	400	
BE	357 (95.7)	16 (4.3)	647	1020	373	
BG	88 (100.0)		912	1000	88	
CY	103 (98.1)	2 (1.9)	396	501	105	
CZ	407 (96.7)	14 (3.3)	594	1015	421	
DE-E	260 (99.2)	2 (0.8)	268	530	262	
DE-W	519 (99.4)	3 (0.6)	467	989	522	
DK	720 (98.2)	13 (1.8)	274	1007	733	
EE	306 (99.7)	1 (0.3)	693	1000	307	
ES	218 (99.5)	1 (0.5)	787	1006	219	
FI	541 (98.7)	7 (1.3)	456	1004	548	
FR	438 (93.6)	30 (6.4)	532	1000	468	
GB-GBN	564 (96.7)	19 (3.3)	417	1000	583	
GB-NIR	146 (97.3)	4 (2.7)	141	291	150	
GR	106 (99.1)	1 (0.9)	893	1000	107	
HU	159 (98.8)	2 (1.2)	853	1014	161	
IE	471 (98.5)	7 (1.5)	497	975	478	
IT	198 (99.0)	2 (1.0)	839	1039	200	
LT	187 (98.4)	3 (1.6)	836	1026	190	
LU	214 (96.4)	8 (3.6)	279	501	222	
LV	328 (100.0)		672	1000	328	
MT	176 (99.4)	1 (0.6)	322	499	177	
NL	757 (96.7)	26 (3.3)	241	1024	783	
PL	301 (98.7)	4 (1.3)	695	1000	305	
PT	77 (100.0)		969	1046	77	
RO	101 (96.2)	4 (3.8)	908	1013	105	
SE	682 (96.5)	25 (3.5)	303	1010	707	
SI	252 (96.2)	10 (3.8)	758	1020	262	
SK	348 (96.4)	13 (3.6)	673	1034	361	
N Sum	9409	233	16932	26574		
N Valid Sum	9409	233			9642	

v227 - QB5B E-SHOPPING INFO DISCL: DK

ASK Q.B4B TO Q.B8B IF "PURCHASE GOODS OR SERVICES ONLINE", CODE 1 IN Q.B1A_3 – OTHERS GO TO Q.B13

Q.B5B

ASK Q.B5B AND Q.B6B IF "HAVE DISCLOSED PERSONAL INFORMATION WHEN SHOPPING ONLINE", CODE 1 TO 15 IN Q.B4B – OTHERS GO TO Q.B8B

What are the most important reasons why you disclose such information in online shopping?
(SHOW CARD – READ OUT – MAX. 3 ANSWERS)

Q.B5B_10 DK

0 Not mentioned

1 Mentioned

9 Inap. Not disclosing personal information (not coded any 1 in V201 to V215)

Note:

Multiple response questions are split into a set of dichotomized dummy variables (0 NOT MENTIONED / 1 MENTIONED) which represent each of the original categories and which are identified by the respective original category code as question number suffix. As a result the references to specific categories in the question text or in interviewer instructions should now be read as referring to the respective dummy variable if selected (code 1).

Nested question routing: the quoted filter reference (INAP) includes one or more preceding filter (or other) conditions for the exclusion of respondents.

v227 by v7, Absolute Values (Row Percent), weighted by v8

v7	v227	0	1	9	N Sum	N Valid Sum
		M				
AT	398 (99.5)	2 (0.5)	610	1010	400	
BE	370 (99.2)	3 (0.8)	647	1020	373	
BG	88 (100.0)		912	1000	88	
CY	104 (99.0)	1 (1.0)	396	501	105	
CZ	416 (98.8)	5 (1.2)	594	1015	421	
DE-E	260 (99.2)	2 (0.8)	268	530	262	
DE-W	517 (99.0)	5 (1.0)	467	989	522	
DK	730 (99.6)	3 (0.4)	274	1007	733	
EE	303 (98.7)	4 (1.3)	693	1000	307	
ES	219 (100.0)		787	1006	219	
FI	544 (99.5)	3 (0.5)	456	1003	547	
FR	464 (99.1)	4 (0.9)	532	1000	468	
GB-GBN	579 (99.3)	4 (0.7)	417	1000	583	
GB-NIR	150 (99.3)	1 (0.7)	141	292	151	
GR	107 (100.0)		893	1000	107	
HU	160 (99.4)	1 (0.6)	853	1014	161	
IE	474 (99.2)	4 (0.8)	497	975	478	
IT	198 (99.0)	2 (1.0)	839	1039	200	
LT	189 (99.5)	1 (0.5)	836	1026	190	
LU	219 (98.6)	3 (1.4)	279	501	222	
LV	326 (99.4)	2 (0.6)	672	1000	328	
MT	175 (98.3)	3 (1.7)	322	500	178	
NL	779 (99.5)	4 (0.5)	241	1024	783	
PL	296 (97.0)	9 (3.0)	695	1000	305	
PT	77 (100.0)		969	1046	77	
RO	103 (98.1)	2 (1.9)	908	1013	105	
SE	705 (99.7)	2 (0.3)	303	1010	707	
SI	260 (99.2)	2 (0.8)	758	1020	262	
SK	361 (100.0)		673	1034	361	
N Sum	9571	72	16932	26575		
N Valid Sum	9571	72			9643	

v228 - QB6B E-SHOPPING INFO DISCLOSURE - CONTROL

ASK Q.B4B TO Q.B8B IF "PURCHASE GOODS OR SERVICES ONLINE", CODE 1 IN Q.B1A_3 – OTHERS GO TO Q.B13

ASK Q.B5B AND Q.B6B IF "HAVE DISCLOSED PERSONAL INFORMATION WHEN SHOPPING ONLINE", CODE 1 TO 15 IN Q.B4B – OTHERS GO TO Q.B8B

Q.B6B

How much control do you feel you have over the information you have disclosed when shopping online, e.g. the ability to change, delete or correct this information?

(READ OUT – ONE ANSWER ONLY)

- 1 Complete control
- 2 Partial control
- 3 No control at all
- 4 DK
- 9 Inap. Not disclosing personal information (not coded any 1 in V201 to V215)

Note:

Multiple response questions are split into a set of dichotomized dummy variables (0 NOT MENTIONED / 1 MENTIONED) which represent each of the original categories and which are identified by the respective original category code as question number suffix. As a result the references to specific categories in the question text or in interviewer instructions should now be read as referring to the respective dummy variable if selected (code 1).

Nested question routing: the quoted filter reference (INAP) includes one or more preceding filter (or other) conditions for the exclusion of respondents.

v228 by v7, Absolute Values (Row Percent), weighted by v8

v228	1	2	3	4	9	N Sum	N Valid Sum
v7				M	M		
AT	61 (15.5)	234 (59.5)	98 (24.9)	7	610	1010	393
BE	83 (22.3)	188 (50.4)	102 (27.3)	1	647	1021	373
BG	18 (21.2)	49 (57.6)	18 (21.2)	5	912	1002	85
CY	49 (48.0)	38 (37.3)	15 (14.7)	2	396	500	102
CZ	63 (15.4)	208 (50.7)	139 (33.9)	11	594	1015	410
DE-E	12 (4.8)	128 (50.8)	112 (44.4)	11	268	531	252
DE-W	51 (10.0)	252 (49.2)	209 (40.8)	11	467	990	512
DK	176 (24.1)	351 (48.1)	203 (27.8)	3	274	1007	730
EE	67 (22.2)	163 (54.0)	72 (23.8)	5	693	1000	302
ES	46 (22.1)	108 (51.9)	54 (26.0)	10	787	1005	208
FI	87 (16.9)	255 (49.6)	172 (33.5)	33	456	1003	514
FR	64 (13.9)	217 (47.1)	180 (39.0)	8	532	1001	461
GB-GBN	136 (23.4)	302 (51.9)	144 (24.7)	1	417	1000	582
GB-NIR	33 (22.4)	65 (44.2)	49 (33.3)	3	141	291	147
GR	27 (25.7)	46 (43.8)	32 (30.5)	2	893	1000	105
HU	45 (28.5)	95 (60.1)	18 (11.4)	3	853	1014	158
IE	98 (21.3)	287 (62.3)	76 (16.5)	18	497	976	461
IT	57 (29.5)	93 (48.2)	43 (22.3)	7	839	1039	193
LT	46 (25.0)	105 (57.1)	33 (17.9)	6	836	1026	184
LU	36 (16.4)	106 (48.2)	78 (35.5)	1	279	500	220
LV	40 (12.4)	165 (51.2)	117 (36.3)	6	672	1000	322
MT	75 (42.9)	79 (45.1)	21 (12.0)	3	322	500	175
NL	187 (24.5)	375 (49.2)	200 (26.2)	20	241	1023	762
PL	73 (24.4)	173 (57.9)	53 (17.7)	6	695	1000	299
PT	18 (23.4)	51 (66.2)	8 (10.4)		969	1046	77
RO	21 (20.4)	49 (47.6)	33 (32.0)	2	908	1013	103
SE	122 (17.6)	316 (45.7)	254 (36.7)	15	303	1010	692
SI	44 (17.1)	126 (49.0)	87 (33.9)	5	758	1020	257
SK	59 (16.6)	209 (58.7)	88 (24.7)	6	673	1035	356
N Sum	1894	4833	2708	211	16932	26578	
N Valid Sum	1894	4833	2708				9435

v229 - QB7B E-SHOPPING DISCLSR RISKS: USE W/O KNOWLEDGE

ASK Q.B4B TO Q.B8B IF "PURCHASE GOODS OR SERVICES ONLINE", CODE 1 IN Q.B1A_3 – OTHERS GO TO Q.B13

Q.B7B

I will read out a list of potential risks. According to you, what are the most important risks connected with disclosure of your personal information to buy goods or services via the Internet?

(SHOW CARD – READ OUT – ROTATE – MAX. 3 ANSWERS)

Q.B7B_1 Your information being used without your knowledge

0 Not mentioned

1 Mentioned

9 Inap. No online shopping (not coded 1 in V103)

v229 by v7, Absolute Values (Row Percent), weighted by v8

v7	v229	0	1	9	N Sum	N Valid Sum
		M				
AT	239 (58.6)	169 (41.4)	602	1010	408	
BE	210 (55.0)	172 (45.0)	638	1020	382	
BG	31 (32.6)	64 (67.4)	905	1000	95	
CY	38 (35.5)	69 (64.5)	394	501	107	
CZ	230 (54.1)	195 (45.9)	589	1014	425	
DE-E	144 (52.7)	129 (47.3)	258	531	273	
DE-W	291 (54.0)	248 (46.0)	451	990	539	
DK	376 (50.9)	362 (49.1)	269	1007	738	
EE	191 (61.0)	122 (39.0)	688	1001	313	
ES	145 (65.0)	78 (35.0)	783	1006	223	
FI	303 (54.9)	249 (45.1)	450	1002	552	
FR	268 (56.3)	208 (43.7)	524	1000	476	
GB-GBN	402 (66.2)	205 (33.8)	393	1000	607	
GB-NIR	94 (62.3)	57 (37.7)	140	291	151	
GR	54 (49.1)	56 (50.9)	891	1001	110	
HU	81 (48.8)	85 (51.2)	848	1014	166	
IE	199 (40.7)	290 (59.3)	486	975	489	
IT	126 (60.9)	81 (39.1)	831	1038	207	
LT	124 (59.3)	85 (40.7)	816	1025	209	
LU	122 (54.5)	102 (45.5)	277	501	224	
LV	159 (47.6)	175 (52.4)	666	1000	334	
MT	88 (48.9)	92 (51.1)	320	500	180	
NL	398 (50.6)	389 (49.4)	237	1024	787	
PL	167 (52.5)	151 (47.5)	682	1000	318	
PT	54 (65.1)	29 (34.9)	963	1046	83	
RO	45 (39.8)	68 (60.2)	900	1013	113	
SE	365 (51.0)	350 (49.0)	295	1010	715	
SI	125 (47.0)	141 (53.0)	754	1020	266	
SK	190 (52.1)	175 (47.9)	668	1033	365	
N Sum	5259	4596	16718	26573		
N Valid Sum	5259	4596			9855	

v230 - QB7B E-SHOPPING DISCLSRE RISKS: SHARED W/O AGREEM

ASK Q.B4B TO Q.B8B IF "PURCHASE GOODS OR SERVICES ONLINE", CODE 1 IN Q.B1A_3 – OTHERS GO TO Q.B13

Q.B7B

I will read out a list of potential risks. According to you, what are the most important risks connected with disclosure of your personal information to buy goods or services via the Internet?

(SHOW CARD – READ OUT – ROTATE – MAX. 3 ANSWERS)

Q.B7B_2 Your information being shared with third parties without your agreement

0 Not mentioned

1 Mentioned

9 Inap. No online shopping (not coded 1 in V103)

v230 by v7, Absolute Values (Row Percent), weighted by v8

	v230	0	1	9	N Sum	N Valid Sum
v7						
		M				
AT	186 (45.7)	221 (54.3)	602	1009	407	
BE	217 (56.8)	165 (43.2)	638	1020	382	
BG	65 (69.1)	29 (30.9)	905	999	94	
CY	60 (56.1)	47 (43.9)	394	501	107	
CZ	246 (57.9)	179 (42.1)	589	1014	425	
DE-E	111 (40.8)	161 (59.2)	258	530	272	
DE-W	222 (41.2)	317 (58.8)	451	990	539	
DK	455 (61.7)	282 (38.3)	269	1006	737	
EE	194 (62.2)	118 (37.8)	688	1000	312	
ES	158 (70.5)	66 (29.5)	783	1007	224	
FI	310 (56.1)	243 (43.9)	450	1003	553	
FR	289 (60.7)	187 (39.3)	524	1000	476	
GB-GBN	406 (66.9)	201 (33.1)	393	1000	607	
GB-NIR	107 (70.9)	44 (29.1)	140	291	151	
GR	69 (63.3)	40 (36.7)	891	1000	109	
HU	98 (58.7)	69 (41.3)	848	1015	167	
IE	303 (62.0)	186 (38.0)	486	975	489	
IT	138 (66.3)	70 (33.7)	831	1039	208	
LT	130 (61.9)	80 (38.1)	816	1026	210	
LU	122 (54.5)	102 (45.5)	277	501	224	
LV	189 (56.6)	145 (43.4)	666	1000	334	
MT	119 (66.1)	61 (33.9)	320	500	180	
NL	353 (44.9)	434 (55.1)	237	1024	787	
PL	186 (58.7)	131 (41.3)	682	999	317	
PT	62 (74.7)	21 (25.3)	963	1046	83	
RO	83 (73.5)	30 (26.5)	900	1013	113	
SE	440 (61.5)	275 (38.5)	295	1010	715	
SI	158 (59.4)	108 (40.6)	754	1020	266	
SK	229 (62.7)	136 (37.3)	668	1033	365	
N Sum	5705	4148	16718	26571		
N Valid Sum	5705	4148			9853	

v231 - QB7B E-SHOPPING DISCLSRE RISKS: COMMERCIAL OFFERS

ASK Q.B4B TO Q.B8B IF "PURCHASE GOODS OR SERVICES ONLINE", CODE 1 IN Q.B1A_3 – OTHERS GO TO Q.B13

Q.B7B

I will read out a list of potential risks. According to you, what are the most important risks connected with disclosure of your personal information to buy goods or services via the Internet?

(SHOW CARD – READ OUT – ROTATE – MAX. 3 ANSWERS)

Q.B7B_3 Your information being used to send you unwanted commercial offers

0 Not mentioned

1 Mentioned

9 Inap. No online shopping (not coded 1 in V103)

v231 by v7, Absolute Values (Row Percent), weighted by v8

v7	v231	0	1	9	N Sum	N Valid Sum
				M		
AT	236 (57.8)	172 (42.2)	602	1010	408	
BE	211 (55.2)	171 (44.8)	638	1020	382	
BG	65 (69.1)	29 (30.9)	905	999	94	
CY	73 (68.2)	34 (31.8)	394	501	107	
CZ	222 (52.2)	203 (47.8)	589	1014	425	
DE-E	177 (65.1)	95 (34.9)	258	530	272	
DE-W	343 (63.6)	196 (36.4)	451	990	539	
DK	463 (62.7)	275 (37.3)	269	1007	738	
EE	223 (71.2)	90 (28.8)	688	1001	313	
ES	176 (78.9)	47 (21.1)	783	1006	223	
FI	392 (70.9)	161 (29.1)	450	1003	553	
FR	300 (63.0)	176 (37.0)	524	1000	476	
GB-GBN	476 (78.4)	131 (21.6)	393	1000	607	
GB-NIR	118 (77.6)	34 (22.4)	140	292	152	
GR	73 (67.0)	36 (33.0)	891	1000	109	
HU	87 (52.1)	80 (47.9)	848	1015	167	
IE	342 (69.9)	147 (30.1)	486	975	489	
IT	132 (63.8)	75 (36.2)	831	1038	207	
LT	131 (62.4)	79 (37.6)	816	1026	210	
LU	130 (57.8)	95 (42.2)	277	502	225	
LV	215 (64.4)	119 (35.6)	666	1000	334	
MT	138 (76.7)	42 (23.3)	320	500	180	
NL	343 (43.6)	444 (56.4)	237	1024	787	
PL	221 (69.5)	97 (30.5)	682	1000	318	
PT	64 (76.2)	20 (23.8)	963	1047	84	
RO	78 (69.0)	35 (31.0)	900	1013	113	
SE	482 (67.4)	233 (32.6)	295	1010	715	
SI	186 (69.9)	80 (30.1)	754	1020	266	
SK	231 (63.3)	134 (36.7)	668	1033	365	
N Sum	6328	3530	16718	26576		
N Valid Sum	6328	3530			9858	

v232 - QB7B E-SHOPPING DISCLSRE RISKS: MISUNDERSTANDING

ASK Q.B4B TO Q.B8B IF "PURCHASE GOODS OR SERVICES ONLINE", CODE 1 IN Q.B1A_3 – OTHERS GO TO Q.B13

Q.B7B

I will read out a list of potential risks. According to you, what are the most important risks connected with disclosure of your personal information to buy goods or services via the Internet?

(SHOW CARD – READ OUT – ROTATE – MAX. 3 ANSWERS)

Q.B7B_4 Your views and behaviours being misunderstood

0 Not mentioned

1 Mentioned

9 Inap. No online shopping (not coded 1 in V103)

v232 by v7, Absolute Values (Row Percent), weighted by v8

v7	v232	0	1	9	N Sum	N Valid Sum
				M		
AT	372 (91.2)	36 (8.8)	602	1010	408	
BE	367 (96.1)	15 (3.9)	638	1020	382	
BG	86 (90.5)	9 (9.5)	905	1000	95	
CY	106 (99.1)	1 (0.9)	394	501	107	
CZ	405 (95.3)	20 (4.7)	589	1014	425	
DE-E	261 (96.0)	11 (4.0)	258	530	272	
DE-W	526 (97.6)	13 (2.4)	451	990	539	
DK	713 (96.6)	25 (3.4)	269	1007	738	
EE	300 (96.2)	12 (3.8)	688	1000	312	
ES	210 (94.2)	13 (5.8)	783	1006	223	
FI	542 (98.0)	11 (2.0)	450	1003	553	
FR	463 (97.5)	12 (2.5)	524	999	475	
GB-GBN	593 (97.7)	14 (2.3)	393	1000	607	
GB-NIR	151 (99.3)	1 (0.7)	140	292	152	
GR	99 (90.0)	11 (10.0)	891	1001	110	
HU	153 (91.6)	14 (8.4)	848	1015	167	
IE	448 (91.6)	41 (8.4)	486	975	489	
IT	187 (89.9)	21 (10.1)	831	1039	208	
LT	204 (97.6)	5 (2.4)	816	1025	209	
LU	218 (97.3)	6 (2.7)	277	501	224	
LV	322 (96.4)	12 (3.6)	666	1000	334	
MT	170 (94.4)	10 (5.6)	320	500	180	
NL	771 (98.0)	16 (2.0)	237	1024	787	
PL	307 (96.5)	11 (3.5)	682	1000	318	
PT	78 (94.0)	5 (6.0)	963	1046	83	
RO	101 (89.4)	12 (10.6)	900	1013	113	
SE	691 (96.6)	24 (3.4)	295	1010	715	
SI	254 (95.5)	12 (4.5)	754	1020	266	
SK	341 (93.4)	24 (6.6)	668	1033	365	
N Sum	9439	417	16718	26574		
N Valid Sum	9439	417			9856	

v233 - QB7B E-SHOPPING DISCLSRE RISKS: ONLINE THEFT

ASK Q.B4B TO Q.B8B IF "PURCHASE GOODS OR SERVICES ONLINE", CODE 1 IN Q.B1A_3 – OTHERS GO TO Q.B13

Q.B7B

I will read out a list of potential risks. According to you, what are the most important risks connected with disclosure of your personal information to buy goods or services via the Internet?

(SHOW CARD – READ OUT – ROTATE – MAX. 3 ANSWERS)

Q.B7B_5 Your identity being at risk of theft online

- 0 Not mentioned
- 1 Mentioned
- 9 Inap. No online shopping (not coded 1 in V103)

v233 by v7, Absolute Values (Row Percent), weighted by v8

v7	v233	0	1	9	N Sum	N Valid Sum
				M		
AT	327 (80.1)	81 (19.9)	602	1010	408	
BE	261 (68.3)	121 (31.7)	638	1020	382	
BG	74 (78.7)	20 (21.3)	905	999	94	
CY	73 (68.2)	34 (31.8)	394	501	107	
CZ	343 (80.7)	82 (19.3)	589	1014	425	
DE-E	204 (74.7)	69 (25.3)	258	531	273	
DE-W	409 (76.0)	129 (24.0)	451	989	538	
DK	443 (60.1)	294 (39.9)	269	1006	737	
EE	220 (70.5)	92 (29.5)	688	1000	312	
ES	149 (66.5)	75 (33.5)	783	1007	224	
FI	369 (66.7)	184 (33.3)	450	1003	553	
FR	271 (56.9)	205 (43.1)	524	1000	476	
GB-GBN	269 (44.3)	338 (55.7)	393	1000	607	
GB-NIR	45 (29.6)	107 (70.4)	140	292	152	
GR	86 (78.2)	24 (21.8)	891	1001	110	
HU	118 (71.1)	48 (28.9)	848	1014	166	
IE	237 (48.4)	253 (51.6)	486	976	490	
IT	156 (75.4)	51 (24.6)	831	1038	207	
LT	176 (83.8)	34 (16.2)	816	1026	210	
LU	131 (58.5)	93 (41.5)	277	501	224	
LV	271 (81.1)	63 (18.9)	666	1000	334	
MT	106 (58.9)	74 (41.1)	320	500	180	
NL	555 (70.5)	232 (29.5)	237	1024	787	
PL	242 (76.1)	76 (23.9)	682	1000	318	
PT	62 (74.7)	21 (25.3)	963	1046	83	
RO	82 (72.6)	31 (27.4)	900	1013	113	
SE	383 (53.6)	332 (46.4)	295	1010	715	
SI	209 (78.6)	57 (21.4)	754	1020	266	
SK	263 (71.9)	103 (28.1)	668	1034	366	
N Sum	6534	3323	16718	26575		
N Valid Sum	6534	3323			9857	

v234 - QB7B E-SHOPPING DISCLSRE RISKS: PERSONAL SAFETY

ASK Q.B4B TO Q.B8B IF "PURCHASE GOODS OR SERVICES ONLINE", CODE 1 IN Q.B1A_3 – OTHERS GO TO Q.B13

Q.B7B

I will read out a list of potential risks. According to you, what are the most important risks connected with disclosure of your personal information to buy goods or services via the Internet?

(SHOW CARD – READ OUT – ROTATE – MAX. 3 ANSWERS)

Q.B7B_6 Your personal safety being at risk

0 Not mentioned

1 Mentioned

9 Inap. No online shopping (not coded 1 in V103)

v234 by v7, Absolute Values (Row Percent), weighted by v8

	v234	0	1	9	N Sum	N Valid Sum
v7						
		M				
AT	359 (88.0)	49 (12.0)	602	1010	408	
BE	325 (85.1)	57 (14.9)	638	1020	382	
BG	80 (84.2)	15 (15.8)	905	1000	95	
CY	77 (72.0)	30 (28.0)	394	501	107	
CZ	370 (86.9)	56 (13.1)	589	1015	426	
DE-E	250 (91.6)	23 (8.4)	258	531	273	
DE-W	493 (91.6)	45 (8.4)	451	989	538	
DK	639 (86.6)	99 (13.4)	269	1007	738	
EE	230 (73.7)	82 (26.3)	688	1000	312	
ES	165 (74.0)	58 (26.0)	783	1006	223	
FI	419 (75.8)	134 (24.2)	450	1003	553	
FR	423 (89.1)	52 (10.9)	524	999	475	
GB-GBN	539 (88.8)	68 (11.2)	393	1000	607	
GB-NIR	131 (86.8)	20 (13.2)	140	291	151	
GR	96 (87.3)	14 (12.7)	891	1001	110	
HU	146 (88.0)	20 (12.0)	848	1014	166	
IE	383 (78.3)	106 (21.7)	486	975	489	
IT	182 (87.9)	25 (12.1)	831	1038	207	
LT	181 (86.2)	29 (13.8)	816	1026	210	
LU	196 (87.5)	28 (12.5)	277	501	224	
LV	274 (82.0)	60 (18.0)	666	1000	334	
MT	158 (87.8)	22 (12.2)	320	500	180	
NL	755 (95.9)	32 (4.1)	237	1024	787	
PL	284 (89.3)	34 (10.7)	682	1000	318	
PT	72 (85.7)	12 (14.3)	963	1047	84	
RO	105 (92.9)	8 (7.1)	900	1013	113	
SE	666 (93.1)	49 (6.9)	295	1010	715	
SI	213 (80.1)	53 (19.9)	754	1020	266	
SK	269 (73.7)	96 (26.3)	668	1033	365	
N Sum	8480	1376	16718	26574		
N Valid Sum	8480	1376			9856	

v235 - QB7B E-SHOPPING DISCLSRE RISKS: FRAUD

ASK Q.B4B TO Q.B8B IF "PURCHASE GOODS OR SERVICES ONLINE", CODE 1 IN Q.B1A_3 – OTHERS GO TO Q.B13

Q.B7B

I will read out a list of potential risks. According to you, what are the most important risks connected with disclosure of your personal information to buy goods or services via the Internet?

(SHOW CARD – READ OUT – ROTATE – MAX. 3 ANSWERS)

Q.B7B_7 Yourself being victim of fraud

0 Not mentioned

1 Mentioned

9 Inap. No online shopping (not coded 1 in V103)

v235 by v7, Absolute Values (Row Percent), weighted by v8

	v235	0	1	9	N Sum	N Valid Sum
v7						
		M				
AT	238 (58.3)	170 (41.7)	602	1010	408	
BE	219 (57.3)	163 (42.7)	638	1020	382	
BG	61 (64.2)	34 (35.8)	905	1000	95	
CY	51 (47.7)	56 (52.3)	394	501	107	
CZ	250 (58.8)	175 (41.2)	589	1014	425	
DE-E	119 (43.6)	154 (56.4)	258	531	273	
DE-W	278 (51.7)	260 (48.3)	451	989	538	
DK	303 (41.1)	434 (58.9)	269	1006	737	
EE	156 (50.0)	156 (50.0)	688	1000	312	
ES	89 (39.7)	135 (60.3)	783	1007	224	
FI	286 (51.7)	267 (48.3)	450	1003	553	
FR	140 (29.4)	336 (70.6)	524	1000	476	
GB-GBN	213 (35.1)	394 (64.9)	393	1000	607	
GB-NIR	46 (30.5)	105 (69.5)	140	291	151	
GR	57 (52.3)	52 (47.7)	891	1000	109	
HU	96 (57.8)	70 (42.2)	848	1014	166	
IE	261 (53.4)	228 (46.6)	486	975	489	
IT	139 (66.8)	69 (33.2)	831	1039	208	
LT	88 (41.9)	122 (58.1)	816	1026	210	
LU	109 (48.7)	115 (51.3)	277	501	224	
LV	149 (44.6)	185 (55.4)	666	1000	334	
MT	89 (49.4)	91 (50.6)	320	500	180	
NL	507 (64.4)	280 (35.6)	237	1024	787	
PL	139 (43.7)	179 (56.3)	682	1000	318	
PT	37 (44.6)	46 (55.4)	963	1046	83	
RO	83 (73.5)	30 (26.5)	900	1013	113	
SE	226 (31.6)	489 (68.4)	295	1010	715	
SI	118 (44.4)	148 (55.6)	754	1020	266	
SK	227 (62.2)	138 (37.8)	668	1033	365	
N Sum	4774	5081	16718	26573		
N Valid Sum	4774	5081			9855	

v236 - QB7B E-SHOPPING DISCLSRE RISKS: DISCRIMINATION

ASK Q.B4B TO Q.B8B IF "PURCHASE GOODS OR SERVICES ONLINE", CODE 1 IN Q.B1A_3 – OTHERS GO TO Q.B13

Q.B7B

I will read out a list of potential risks. According to you, what are the most important risks connected with disclosure of your personal information to buy goods or services via the Internet?

(SHOW CARD – READ OUT – ROTATE – MAX. 3 ANSWERS)

Q.B7B_8 Yourself being discriminated against (e.g. in a job selection, receiving price increases, getting no access to a service)

0 Not mentioned

1 Mentioned

9 Inap. No online shopping (not coded 1 in V103)

v236 by v7, Absolute Values (Row Percent), weighted by v8

v7	v236	0	1	9	N Sum	N Valid Sum
				M		
AT	372 (91.2)	36 (8.8)	602	1010	408	
BE	373 (97.9)	8 (2.1)	638	1019	381	
BG	94 (98.9)	1 (1.1)	905	1000	95	
CY	106 (99.1)	1 (0.9)	394	501	107	
CZ	405 (95.1)	21 (4.9)	589	1015	426	
DE-E	265 (97.4)	7 (2.6)	258	530	272	
DE-W	518 (96.3)	20 (3.7)	451	989	538	
DK	729 (98.8)	9 (1.2)	269	1007	738	
EE	304 (97.4)	8 (2.6)	688	1000	312	
ES	213 (95.5)	10 (4.5)	783	1006	223	
FI	546 (98.9)	6 (1.1)	450	1002	552	
FR	464 (97.5)	12 (2.5)	524	1000	476	
GB-GBN	589 (97.0)	18 (3.0)	393	1000	607	
GB-NIR	151 (100.0)		140	291	151	
GR	103 (94.5)	6 (5.5)	891	1000	109	
HU	162 (97.0)	5 (3.0)	848	1015	167	
IE	474 (96.9)	15 (3.1)	486	975	489	
IT	199 (95.7)	9 (4.3)	831	1039	208	
LT	206 (98.6)	3 (1.4)	816	1025	209	
LU	220 (97.8)	5 (2.2)	277	502	225	
LV	329 (98.5)	5 (1.5)	666	1000	334	
MT	176 (97.8)	4 (2.2)	320	500	180	
NL	775 (98.5)	12 (1.5)	237	1024	787	
PL	311 (97.8)	7 (2.2)	682	1000	318	
PT	80 (96.4)	3 (3.6)	963	1046	83	
RO	109 (96.5)	4 (3.5)	900	1013	113	
SE	709 (99.2)	6 (0.8)	295	1010	715	
SI	254 (95.5)	12 (4.5)	754	1020	266	
SK	347 (95.1)	18 (4.9)	668	1033	365	
N Sum	9583	271	16718	26572		
N Valid Sum	9583	271			9854	

v237 - QB7B E-SHOPPING DISCLSRE RISKS: REPUTATION DAMAGE

ASK Q.B4B TO Q.B8B IF "PURCHASE GOODS OR SERVICES ONLINE", CODE 1 IN Q.B1A_3 – OTHERS GO TO Q.B13

Q.B7B

I will read out a list of potential risks. According to you, what are the most important risks connected with disclosure of your personal information to buy goods or services via the Internet?

(SHOW CARD – READ OUT – ROTATE – MAX. 3 ANSWERS)

Q.B7B_9 Your reputation being damaged

0 Not mentioned

1 Mentioned

9 Inap. No online shopping (not coded 1 in V103)

v237 by v7, Absolute Values (Row Percent), weighted by v8

v7	v237	0	1	9	N Sum	N Valid Sum
		M				
AT	365 (89.5)	43 (10.5)	602	1010	408	
BE	362 (94.8)	20 (5.2)	638	1020	382	
BG	91 (96.8)	3 (3.2)	905	999	94	
CY	106 (99.1)	1 (0.9)	394	501	107	
CZ	398 (93.6)	27 (6.4)	589	1014	425	
DE-E	251 (92.3)	21 (7.7)	258	530	272	
DE-W	510 (94.6)	29 (5.4)	451	990	539	
DK	731 (99.1)	7 (0.9)	269	1007	738	
EE	280 (89.5)	33 (10.5)	688	1001	313	
ES	203 (90.6)	21 (9.4)	783	1007	224	
FI	539 (97.5)	14 (2.5)	450	1003	553	
FR	466 (97.9)	10 (2.1)	524	1000	476	
GB-GBN	591 (97.4)	16 (2.6)	393	1000	607	
GB-NIR	142 (94.0)	9 (6.0)	140	291	151	
GR	104 (94.5)	6 (5.5)	891	1001	110	
HU	161 (97.0)	5 (3.0)	848	1014	166	
IE	474 (96.9)	15 (3.1)	486	975	489	
IT	197 (95.2)	10 (4.8)	831	1038	207	
LT	192 (91.9)	17 (8.1)	816	1025	209	
LU	222 (99.1)	2 (0.9)	277	501	224	
LV	329 (98.5)	5 (1.5)	666	1000	334	
MT	174 (96.7)	6 (3.3)	320	500	180	
NL	772 (98.1)	15 (1.9)	237	1024	787	
PL	303 (95.3)	15 (4.7)	682	1000	318	
PT	77 (91.7)	7 (8.3)	963	1047	84	
RO	109 (95.6)	5 (4.4)	900	1014	114	
SE	712 (99.6)	3 (0.4)	295	1010	715	
SI	253 (95.1)	13 (4.9)	754	1020	266	
SK	302 (82.7)	63 (17.3)	668	1033	365	
N Sum	9416	441	16718	26575		
N Valid Sum	9416	441			9857	

v238 - QB7B E-SHOPPING DISCLSRE RISKS: IN OTHER CONTEXTS

ASK Q.B4B TO Q.B8B IF "PURCHASE GOODS OR SERVICES ONLINE", CODE 1 IN Q.B1A_3 – OTHERS GO TO Q.B13

Q.B7B

I will read out a list of potential risks. According to you, what are the most important risks connected with disclosure of your personal information to buy goods or services via the Internet?

(SHOW CARD – READ OUT – ROTATE – MAX. 3 ANSWERS)

Q.B7B_10 Your information being used in different contexts from the ones where you disclosed it

- 0 Not mentioned
- 1 Mentioned
- 9 Inap. No online shopping (not coded 1 in V103)

v238 by v7, Absolute Values (Row Percent), weighted by v8

v7	v238	0	1	9	N Sum	N Valid Sum
				M		
AT	290 (71.1)	118 (28.9)	602	1010	408	
BE	297 (78.0)	84 (22.0)	638	1019	381	
BG	84 (88.4)	11 (11.6)	905	1000	95	
CY	88 (82.2)	19 (17.8)	394	501	107	
CZ	328 (77.2)	97 (22.8)	589	1014	425	
DE-E	148 (54.4)	124 (45.6)	258	530	272	
DE-W	326 (60.5)	213 (39.5)	451	990	539	
DK	442 (59.9)	296 (40.1)	269	1007	738	
EE	294 (94.2)	18 (5.8)	688	1000	312	
ES	185 (82.6)	39 (17.4)	783	1007	224	
FI	317 (57.3)	236 (42.7)	450	1003	553	
FR	394 (82.8)	82 (17.2)	524	1000	476	
GB-GBN	467 (76.9)	140 (23.1)	393	1000	607	
GB-NIR	111 (73.5)	40 (26.5)	140	291	151	
GR	74 (67.9)	35 (32.1)	891	1000	109	
HU	142 (85.5)	24 (14.5)	848	1014	166	
IE	435 (89.0)	54 (11.0)	486	975	489	
IT	146 (70.5)	61 (29.5)	831	1038	207	
LT	187 (89.0)	23 (11.0)	816	1026	210	
LU	175 (77.8)	50 (22.2)	277	502	225	
LV	289 (86.5)	45 (13.5)	666	1000	334	
MT	154 (85.6)	26 (14.4)	320	500	180	
NL	559 (71.0)	228 (29.0)	237	1024	787	
PL	252 (79.2)	66 (20.8)	682	1000	318	
PT	66 (78.6)	18 (21.4)	963	1047	84	
RO	105 (92.1)	9 (7.9)	900	1014	114	
SE	469 (65.7)	245 (34.3)	295	1009	714	
SI	181 (68.0)	85 (32.0)	754	1020	266	
SK	303 (82.8)	63 (17.2)	668	1034	366	
N Sum	7308	2549	16718	26575		
N Valid Sum	7308	2549			9857	

v239 - QB7B E-SHOPPING DISCLSRE RISKS: OTHER

ASK Q.B4B TO Q.B8B IF "PURCHASE GOODS OR SERVICES ONLINE", CODE 1 IN Q.B1A_3 – OTHERS GO TO Q.B13

Q.B7B

I will read out a list of potential risks. According to you, what are the most important risks connected with disclosure of your personal information to buy goods or services via the Internet?

(SHOW CARD – READ OUT – ROTATE – MAX. 3 ANSWERS)

Q.B7B_11 Other (SPONTANEOUS)

0 Not mentioned

1 Mentioned

9 Inap. No online shopping (not coded 1 in V103)

v239 by v7, Absolute Values (Row Percent), weighted by v8

v7	v239	0	1	9	N Sum	N Valid Sum
		M				
AT	406 (99.8)	1 (0.2)	602	1009	407	
BE	375 (98.2)	7 (1.8)	638	1020	382	
BG	95 (100.0)		905	1000	95	
CY	106 (99.1)	1 (0.9)	394	501	107	
CZ	426 (100.0)		589	1015	426	
DE-E	272 (100.0)		258	530	272	
DE-W	538 (100.0)		451	989	538	
DK	738 (100.0)		269	1007	738	
EE	312 (100.0)		688	1000	312	
ES	223 (100.0)		783	1006	223	
FI	553 (100.0)		450	1003	553	
FR	476 (100.0)		524	1000	476	
GB-GBN	607 (100.0)		393	1000	607	
GB-NIR	151 (100.0)		140	291	151	
GR	109 (100.0)		891	1000	109	
HU	166 (100.0)		848	1014	166	
IE	485 (99.2)	4 (0.8)	486	975	489	
IT	208 (100.0)		831	1039	208	
LT	209 (99.5)	1 (0.5)	816	1026	210	
LU	224 (99.6)	1 (0.4)	277	502	225	
LV	334 (100.0)		666	1000	334	
MT	180 (100.0)		320	500	180	
NL	781 (99.2)	6 (0.8)	237	1024	787	
PL	318 (100.0)		682	1000	318	
PT	83 (100.0)		963	1046	83	
RO	113 (100.0)		900	1013	113	
SE	711 (99.4)	4 (0.6)	295	1010	715	
SI	266 (100.0)		754	1020	266	
SK	364 (99.5)	2 (0.5)	668	1034	366	
N Sum	9829	27	16718	26574		
N Valid Sum	9829	27			9856	

v240 - QB7B E-SHOPPING DISCLSRE RISKS: NONE

ASK Q.B4B TO Q.B8B IF "PURCHASE GOODS OR SERVICES ONLINE", CODE 1 IN Q.B1A_3 – OTHERS GO TO Q.B13

Q.B7B

I will read out a list of potential risks. According to you, what are the most important risks connected with disclosure of your personal information to buy goods or services via the Internet?

(SHOW CARD – READ OUT – ROTATE – MAX. 3 ANSWERS)

Q.B7B_12 None (SPONTANEOUS)

0 Not mentioned

1 Mentioned

9 Inap. No online shopping (not coded 1 in V103)

v240 by v7, Absolute Values (Row Percent), weighted by v8

v7	v240	0	1	9	N Sum	N Valid Sum
				M		
AT	401 (98.5)	6 (1.5)	602	1009	407	
BE	379 (99.2)	3 (0.8)	638	1020	382	
BG	94 (98.9)	1 (1.1)	905	1000	95	
CY	105 (98.1)	2 (1.9)	394	501	107	
CZ	417 (97.9)	9 (2.1)	589	1015	426	
DE-E	270 (99.3)	2 (0.7)	258	530	272	
DE-W	534 (99.3)	4 (0.7)	451	989	538	
DK	732 (99.2)	6 (0.8)	269	1007	738	
EE	305 (97.4)	8 (2.6)	688	1001	313	
ES	220 (98.7)	3 (1.3)	783	1006	223	
FI	547 (98.9)	6 (1.1)	450	1003	553	
FR	472 (99.2)	4 (0.8)	524	1000	476	
GB-GBN	590 (97.2)	17 (2.8)	393	1000	607	
GB-NIR	149 (98.0)	3 (2.0)	140	292	152	
GR	108 (99.1)	1 (0.9)	891	1000	109	
HU	160 (95.8)	7 (4.2)	848	1015	167	
IE	485 (99.2)	4 (0.8)	486	975	489	
IT	202 (97.1)	6 (2.9)	831	1039	208	
LT	192 (91.4)	18 (8.6)	816	1026	210	
LU	222 (99.1)	2 (0.9)	277	501	224	
LV	324 (97.0)	10 (3.0)	666	1000	334	
MT	171 (95.0)	9 (5.0)	320	500	180	
NL	774 (98.3)	13 (1.7)	237	1024	787	
PL	313 (98.4)	5 (1.6)	682	1000	318	
PT	78 (94.0)	5 (6.0)	963	1046	83	
RO	102 (90.3)	11 (9.7)	900	1013	113	
SE	710 (99.3)	5 (0.7)	295	1010	715	
SI	266 (100.0)		754	1020	266	
SK	365 (100.0)	0 (0.0)	668	1033	365	
N Sum	9687	170	16718	26575		
N Valid Sum	9687	170			9857	

v241 - QB7B E-SHOPPING DISCLSRE RISKS: DK

ASK Q.B4B TO Q.B8B IF "PURCHASE GOODS OR SERVICES ONLINE", CODE 1 IN Q.B1A_3 – OTHERS GO TO Q.B13

Q.B7B

I will read out a list of potential risks. According to you, what are the most important risks connected with disclosure of your personal information to buy goods or services via the Internet?

(SHOW CARD – READ OUT – ROTATE – MAX. 3 ANSWERS)

Q.B7B_13 DK

0 Not mentioned

1 Mentioned

9 Inap. No online shopping (not coded 1 in V103)

v241 by v7, Absolute Values (Row Percent), weighted by v8

v7	v241	0	1	9	N Sum	N Valid Sum
				M		
AT	404 (99.3)	3 (0.7)	602	1009	407	
BE	381 (99.7)	1 (0.3)	638	1020	382	
BG	88 (92.6)	7 (7.4)	905	1000	95	
CY	106 (99.1)	1 (0.9)	394	501	107	
CZ	425 (99.8)	1 (0.2)	589	1015	426	
DE-E	272 (100.0)	0 (0.0)	258	530	272	
DE-W	534 (99.1)	5 (0.9)	451	990	539	
DK	736 (99.7)	2 (0.3)	269	1007	738	
EE	288 (92.3)	24 (7.7)	688	1000	312	
ES	221 (99.1)	2 (0.9)	783	1006	223	
FI	549 (99.3)	4 (0.7)	450	1003	553	
FR	473 (99.4)	3 (0.6)	524	1000	476	
GB-GBN	595 (98.0)	12 (2.0)	393	1000	607	
GB-NIR	150 (98.7)	2 (1.3)	140	292	152	
GR	109 (100.0)		891	1000	109	
HU	165 (99.4)	1 (0.6)	848	1014	166	
IE	474 (96.9)	15 (3.1)	486	975	489	
IT	206 (99.0)	2 (1.0)	831	1039	208	
LT	207 (99.0)	2 (1.0)	816	1025	209	
LU	223 (99.6)	1 (0.4)	277	501	224	
LV	331 (99.1)	3 (0.9)	666	1000	334	
MT	180 (100.0)		320	500	180	
NL	778 (99.0)	8 (1.0)	237	1023	786	
PL	303 (95.3)	15 (4.7)	682	1000	318	
PT	82 (98.8)	1 (1.2)	963	1046	83	
RO	105 (92.1)	9 (7.9)	900	1014	114	
SE	714 (99.9)	1 (0.1)	295	1010	715	
SI	266 (100.0)		754	1020	266	
SK	365 (99.7)	1 (0.3)	668	1034	366	
N Sum	9730	126	16718	26574		
N Valid Sum	9730	126			9856	

v242 - QB8B1 E-SHOPPING INFO SECURITY - RESPONSIBLE 1ST

ASK Q.B4B TO Q.B8B IF "PURCHASE GOODS OR SERVICES ONLINE", CODE 1 IN Q.B1A_3 – OTHERS GO TO Q.B13

Q.B8B1

Who do you think should make sure that your information is collected, stored and exchanged safely when you buy goods or services via the Internet? Firstly?

(SHOW CARD – ONE ANSWER PER COLUMN – READ OUT)

- 1 You – as you need to take care of your information
- 2 The online shopping sites – as they need to ensure they process your information fairly
- 3 Public authorities – as they need to ensure that citizens are protected
- 4 Other (SPONTANEOUS)
- 5 DK
- 9 Inap. No online shopping (not coded 1 in V103)

v242 by v7, Absolute Values (Row Percent), weighted by v8

v7	v242	1	2	3	4	5	9	N Sum	N Valid Sum
						M	M		
AT	171 (42.6)	168 (41.9)	62 (15.5)		6	602	1009	401	
BE	172 (45.4)	139 (36.7)	67 (17.7)	1 (0.3)	2	638	1019	379	
BG	44 (51.8)	37 (43.5)	4 (4.7)		10	905	1000	85	
CY	61 (57.5)	27 (25.5)	18 (17.0)			394	500	106	
CZ	136 (32.2)	213 (50.5)	73 (17.3)		3	589	1014	422	
DE-E	93 (34.3)	108 (39.9)	68 (25.1)	2 (0.7)	2	258	531	271	
DE-W	244 (45.7)	176 (33.0)	114 (21.3)		4	451	989	534	
DK	181 (24.6)	455 (61.7)	100 (13.6)	1 (0.1)	1	269	1007	737	
EE	126 (40.6)	155 (50.0)	29 (9.4)		2	688	1000	310	
ES	65 (29.3)	81 (36.5)	75 (33.8)	1 (0.5)	2	783	1007	222	
FI	177 (32.2)	323 (58.8)	48 (8.7)	1 (0.2)	3	450	1002	549	
FR	197 (41.6)	183 (38.7)	92 (19.5)	1 (0.2)	3	524	1000	473	
GB-GBN	285 (47.7)	255 (42.6)	57 (9.5)	1 (0.2)	9	393	1000	598	
GB-NIR	42 (27.6)	95 (62.5)	14 (9.2)	1 (0.7)		140	292	152	
GR	44 (40.4)	30 (27.5)	34 (31.2)	1 (0.9)		891	1000	109	
HU	82 (49.1)	64 (38.3)	21 (12.6)			848	1015	167	
IE	299 (63.5)	137 (29.1)	35 (7.4)		18	486	975	471	
IT	67 (32.4)	57 (27.5)	77 (37.2)	6 (2.9)	2	831	1040	207	
LT	70 (34.0)	103 (50.0)	31 (15.0)	2 (1.0)	3	816	1025	206	
LU	95 (42.4)	90 (40.2)	38 (17.0)	1 (0.4)		277	501	224	
LV	124 (37.6)	144 (43.6)	62 (18.8)		4	666	1000	330	
MT	104 (58.1)	45 (25.1)	30 (16.8)		1	320	500	179	
NL	320 (40.7)	244 (31.0)	212 (27.0)	10 (1.3)	1	237	1024	786	
PL	134 (42.9)	144 (46.2)	34 (10.9)		5	682	999	312	
PT	49 (59.0)	23 (27.7)	11 (13.3)		1	963	1047	83	
RO	62 (60.2)	26 (25.2)	15 (14.6)		11	900	1014	103	
SE	164 (23.1)	459 (64.6)	85 (12.0)	3 (0.4)	4	295	1010	711	
SI	140 (52.4)	113 (42.3)	12 (4.5)	2 (0.7)		754	1021	267	
SK	162 (44.4)	159 (43.6)	44 (12.1)			668	1033	365	
N Sum	3910	4253	1562	34	97	16718	26574		
N Valid Sum	3910	4253	1562	34				9759	

v243 - QB8B2 E-SHOPPING INFO SECURITY - RESPONSIBLE 2ND

ASK Q.B4B TO Q.B8B IF "PURCHASE GOODS OR SERVICES ONLINE", CODE 1 IN Q.B1A_3 – OTHERS GO TO Q.B13

[Q.B8B1

Who do you think should make sure that your information is collected, stored and exchanged safely when you buy goods or services via the Internet? Firstly?]

Q.B8B2

And secondly?

(SHOW CARD – ONE ANSWER PER COLUMN – READ OUT)

- 1 You – as you need to take care of your information
- 2 The online shopping sites – as they need to ensure they process your information fairly
- 3 Public authorities – as they need to ensure that citizens are protected
- 4 Other (SPONTANEOUS)
- 5 DK
- 9 Inap. DK or Inap. in Q.B8B1 (not coded 1 to 4 in V242)

Note:

Nested question routing: the quoted filter reference (INAP) includes one or more preceding filter (or other) conditions for the exclusion of respondents.

v243 by v7, Absolute Values (Row Percent), weighted by v8

v7	v243	1	2	3	4	5	9	N Sum	N Valid Sum
						M	M		
AT	104 (26.4)	128 (32.5)	150 (38.1)	12 (3.0)	7	608	1009	394	
BE	85 (22.5)	132 (34.9)	157 (41.5)	4 (1.1)	1	640	1019	378	
BG	17 (20.5)	35 (42.2)	31 (37.3)		2	915	1000	83	
CY	14 (14.1)	35 (35.4)	48 (48.5)	2 (2.0)	8	394	501	99	
CZ	124 (29.7)	127 (30.4)	167 (40.0)		4	592	1014	418	
DE-E	68 (25.4)	111 (41.4)	89 (33.2)		2	260	530	268	
DE-W	123 (23.3)	225 (42.5)	180 (34.0)	1 (0.2)	6	454	989	529	
DK	281 (38.5)	178 (24.4)	265 (36.4)	5 (0.7)	8	270	1007	729	
EE	87 (29.5)	108 (36.6)	100 (33.9)		16	690	1001	295	
ES	52 (23.7)	77 (35.2)	87 (39.7)	3 (1.4)	2	785	1006	219	
FI	202 (36.9)	168 (30.7)	173 (31.6)	4 (0.7)	2	453	1002	547	
FR	123 (27.0)	169 (37.1)	162 (35.5)	2 (0.4)	17	527	1000	456	
GB-GBN	170 (29.4)	244 (42.1)	158 (27.3)	7 (1.2)	20	401	1000	579	
GB-NIR	57 (39.6)	39 (27.1)	47 (32.6)	1 (0.7)	7	140	291	144	
GR	15 (13.6)	51 (46.4)	44 (40.0)			891	1001	110	
HU	45 (27.3)	62 (37.6)	58 (35.2)		2	848	1015	165	
IE	68 (14.9)	225 (49.2)	164 (35.9)		15	504	976	457	
IT	47 (23.4)	77 (38.3)	75 (37.3)	2 (1.0)	5	833	1039	201	
LT	63 (31.5)	82 (41.0)	55 (27.5)		6	819	1025	200	
LU	57 (25.8)	89 (40.3)	74 (33.5)	1 (0.5)	4	277	502	221	
LV	103 (32.3)	112 (35.1)	104 (32.6)		11	670	1000	319	
MT	33 (19.4)	90 (52.9)	47 (27.6)		8	322	500	170	
NL	241 (31.5)	235 (30.7)	284 (37.1)	6 (0.8)	20	238	1024	766	
PL	100 (32.4)	119 (38.5)	90 (29.1)		4	687	1000	309	
PT	14 (17.3)	30 (37.0)	36 (44.4)	1 (1.2)	1	964	1046	81	
RO	21 (21.0)	48 (48.0)	29 (29.0)	2 (2.0)	2	910	1012	100	
SE	268 (38.9)	166 (24.1)	252 (36.6)	3 (0.4)	20	299	1008	689	
SI	55 (21.0)	116 (44.3)	87 (33.2)	4 (1.5)	4	754	1020	262	
SK	101 (27.9)	152 (42.0)	106 (29.3)	3 (0.8)	4	668	1034	362	
N Sum	2738	3430	3319	63	208	16813	26571		
N Valid Sum	2738	3430	3319	63				9550	

v244 - QB8B_TOT E-SHOPPING INFO SECURITY RESP: USER

[Q.B8B1 + Q.B8B2

Who do you think should make sure that your information is collected, stored and exchanged safely when you buy goods or services via the Internet? Firstly?

And secondly?]

Q.B8B_TOTAL1 You – as you need to take care of your information

0 Not mentioned

1 Mentioned

9 Inap. No online shopping (not coded 1 in V103)

Derivation:

This variable summarizes answers to this item in Q.B8B1 and Q.B8B2 (V242 and V243).

Note:

See Q.B8B1 and Q.B8B2 for complete question text. Variables summarize answers to Q.B8B1 and Q.B8B2 (V242 and V243), except for category '5' (DK) (V248).

v244 by v7, Absolute Values (Row Percent), weighted by v8

	v244	0	1	9	N Sum	N Valid Sum
v7						
		M				
AT	133 (32.6)	275 (67.4)	602	1010	408	
BE	124 (32.5)	258 (67.5)	638	1020	382	
BG	34 (35.8)	61 (64.2)	905	1000	95	
CY	31 (29.2)	75 (70.8)	394	500	106	
CZ	165 (38.7)	261 (61.3)	589	1015	426	
DE-E	111 (40.8)	161 (59.2)	258	530	272	
DE-W	171 (31.8)	367 (68.2)	451	989	538	
DK	276 (37.4)	462 (62.6)	269	1007	738	
EE	100 (32.1)	212 (67.9)	688	1000	312	
ES	106 (47.5)	117 (52.5)	783	1006	223	
FI	173 (31.3)	379 (68.7)	450	1002	552	
FR	156 (32.8)	320 (67.2)	524	1000	476	
GB-GBN	152 (25.0)	455 (75.0)	393	1000	607	
GB-NIR	53 (34.9)	99 (65.1)	140	292	152	
GR	51 (46.4)	59 (53.6)	891	1001	110	
HU	40 (24.1)	126 (75.9)	848	1014	166	
IE	122 (24.9)	367 (75.1)	486	975	489	
IT	94 (45.4)	113 (54.6)	831	1038	207	
LT	76 (36.4)	133 (63.6)	816	1025	209	
LU	73 (32.6)	151 (67.4)	277	501	224	
LV	107 (31.9)	228 (68.1)	666	1001	335	
MT	43 (23.9)	137 (76.1)	320	500	180	
NL	226 (28.7)	561 (71.3)	237	1024	787	
PL	83 (26.1)	235 (73.9)	682	1000	318	
PT	21 (25.0)	63 (75.0)	963	1047	84	
RO	30 (26.5)	83 (73.5)	900	1013	113	
SE	283 (39.6)	432 (60.4)	295	1010	715	
SI	71 (26.7)	195 (73.3)	754	1020	266	
SK	102 (27.9)	263 (72.1)	668	1033	365	
N Sum	3207	6648	16718	26573		
N Valid Sum	3207	6648			9855	

v245 - QB8B_TOT E-SHOPPING INFO SECURITY RESP: SITE

[Q.B8B1 + Q.B8B2

Who do you think should make sure that your information is collected, stored and exchanged safely when you buy goods or services via the Internet? Firstly?
And secondly?]

Q.B8B_TOTAL2 The online shopping sites – as they need to ensure they process your information fairly

- 0 Not mentioned
- 1 Mentioned
- 9 Inap. No online shopping (not coded 1 in V103)

Derivation:

This variable summarizes answers to this item in Q.B8B1 and Q.B8B2 (V242 and V243).

Note:

See Q.B8B1 and Q.B8B2 for complete question text. Variables summarize answers to Q.B8B1 and Q.B8B2 (V242 and V243), except for category '5' (DK) (V248).

v245 by v7, Absolute Values (Row Percent), weighted by v8

	v245	0	1	9	N Sum	N Valid Sum	
v7							
			M				
AT	112 (27.5)	296 (72.5)	602	1010	408		
BE	110 (28.9)	271 (71.1)	638	1019	381		
BG	23 (24.2)	72 (75.8)	905	1000	95		
CY	44 (41.5)	62 (58.5)	394	500	106		
CZ	85 (20.0)	341 (80.0)	589	1015	426		
DE-E	54 (19.8)	219 (80.2)	258	531	273		
DE-W	138 (25.6)	401 (74.4)	451	990	539		
DK	105 (14.2)	633 (85.8)	269	1007	738		
EE	49 (15.7)	263 (84.3)	688	1000	312		
ES	66 (29.5)	158 (70.5)	783	1007	224		
FI	62 (11.2)	491 (88.8)	450	1003	553		
FR	124 (26.1)	352 (73.9)	524	1000	476		
GB-GBN	108 (17.8)	499 (82.2)	393	1000	607		
GB-NIR	18 (11.8)	134 (88.2)	140	292	152		
GR	28 (25.7)	81 (74.3)	891	1000	109		
HU	40 (24.1)	126 (75.9)	848	1014	166		
IE	127 (26.0)	362 (74.0)	486	975	489		
IT	74 (35.6)	134 (64.4)	831	1039	208		
LT	24 (11.5)	185 (88.5)	816	1025	209		
LU	45 (20.1)	179 (79.9)	277	501	224		
LV	78 (23.4)	256 (76.6)	666	1000	334		
MT	45 (25.0)	135 (75.0)	320	500	180		
NL	308 (39.1)	479 (60.9)	237	1024	787		
PL	55 (17.3)	263 (82.7)	682	1000	318		
PT	31 (36.9)	53 (63.1)	963	1047	84		
RO	40 (35.1)	74 (64.9)	900	1014	114		
SE	90 (12.6)	625 (87.4)	295	1010	715		
SI	38 (14.3)	228 (85.7)	754	1020	266		
SK	54 (14.8)	311 (85.2)	668	1033	365		
N Sum	2175	7683	16718	26576			
N Valid Sum	2175	7683			9858		

v246 - QB8B_TOT E-SHOPPING INFO SECURITY RESP: PUBLIC AUTH

[Q.B8B1 + Q.B8B2

Who do you think should make sure that your information is collected, stored and exchanged safely when you buy goods or services via the Internet? Firstly?

And secondly?]

Q.B8B_TOTAL3 Public authorities – as they need to ensure that citizens are protected

0 Not mentioned

1 Mentioned

9 Inap. No online shopping (not coded 1 in V103)

Derivation:

This variable summarizes answers to this item in Q.B8B1 and Q.B8B2 (V242 and V243).

Note:

See Q.B8B1 and Q.B8B2 for complete question text. Variables summarize answers to Q.B8B1 and Q.B8B2 (V242 and V243), except for category '5' (DK) (V248).

v246 by v7, Absolute Values (Row Percent), weighted by v8

	v246	0	1	9	N Sum	N Valid Sum
v7						
		M				
AT	195 (47.8)	213 (52.2)	602	1010	408	
BE	158 (41.4)	224 (58.6)	638	1020	382	
BG	60 (63.2)	35 (36.8)	905	1000	95	
CY	41 (38.3)	66 (61.7)	394	501	107	
CZ	185 (43.5)	240 (56.5)	589	1014	425	
DE-E	115 (42.1)	158 (57.9)	258	531	273	
DE-W	244 (45.3)	295 (54.7)	451	990	539	
DK	373 (50.5)	365 (49.5)	269	1007	738	
EE	184 (58.8)	129 (41.2)	688	1001	313	
ES	62 (27.7)	162 (72.3)	783	1007	224	
FI	332 (60.0)	221 (40.0)	450	1003	553	
FR	221 (46.4)	255 (53.6)	524	1000	476	
GB-GBN	393 (64.7)	214 (35.3)	393	1000	607	
GB-NIR	90 (59.2)	62 (40.8)	140	292	152	
GR	32 (29.4)	77 (70.6)	891	1000	109	
HU	88 (52.7)	79 (47.3)	848	1015	167	
IE	290 (59.3)	199 (40.7)	486	975	489	
IT	56 (27.1)	151 (72.9)	831	1038	207	
LT	123 (58.9)	86 (41.1)	816	1025	209	
LU	112 (50.0)	112 (50.0)	277	501	224	
LV	168 (50.3)	166 (49.7)	666	1000	334	
MT	103 (57.2)	77 (42.8)	320	500	180	
NL	291 (37.0)	496 (63.0)	237	1024	787	
PL	194 (61.0)	124 (39.0)	682	1000	318	
PT	36 (43.4)	47 (56.6)	963	1046	83	
RO	69 (61.1)	44 (38.9)	900	1013	113	
SE	377 (52.8)	337 (47.2)	295	1009	714	
SI	168 (63.2)	98 (36.8)	754	1020	266	
SK	216 (59.0)	150 (41.0)	668	1034	366	
N Sum	4976	4882	16718	26576		
N Valid Sum	4976	4882			9858	

v247 - QB8B_TOT E-SHOPPING INFO SECURITY RESP: OTHER

[Q.B8B1 + Q.B8B2

Who do you think should make sure that your information is collected, stored and exchanged safely when you buy goods or services via the Internet? Firstly?
And secondly?]

Q.B8B_TOTAL4 Other (SPONTANEOUS)

- 0 Not mentioned
- 1 Mentioned
- 9 Inap. No online shopping (not coded 1 in V103)

Derivation:

This variable summarizes answers to this item in Q.B8B1 and Q.B8B2 (V242 and V243).

Note:

See Q.B8B1 and Q.B8B2 for complete question text. Variables summarize answers to Q.B8B1 and Q.B8B2 (V242 and V243), except for category '5' (DK) (V248).

v247 by v7, Absolute Values (Row Percent), weighted by v8

	v247	0	1	9	N Sum	N Valid Sum
v7						
		M				
AT	395 (97.1)	12 (2.9)	602	1009	407	
BE	376 (98.4)	6 (1.6)	638	1020	382	
BG	95 (100.0)		905	1000	95	
CY	105 (98.1)	2 (1.9)	394	501	107	
CZ	426 (100.0)		589	1015	426	
DE-E	270 (99.3)	2 (0.7)	258	530	272	
DE-W	537 (99.8)	1 (0.2)	451	989	538	
DK	731 (99.2)	6 (0.8)	269	1006	737	
EE	312 (100.0)		688	1000	312	
ES	220 (98.7)	3 (1.3)	783	1006	223	
FI	547 (99.1)	5 (0.9)	450	1002	552	
FR	472 (99.4)	3 (0.6)	524	999	475	
GB-GBN	600 (98.8)	7 (1.2)	393	1000	607	
GB-NIR	151 (99.3)	1 (0.7)	140	292	152	
GR	108 (99.1)	1 (0.9)	891	1000	109	
HU	166 (100.0)		848	1014	166	
IE	489 (100.0)		486	975	489	
IT	200 (96.2)	8 (3.8)	831	1039	208	
LT	208 (99.0)	2 (1.0)	816	1026	210	
LU	223 (99.6)	1 (0.4)	277	501	224	
LV	334 (100.0)		666	1000	334	
MT	180 (100.0)		320	500	180	
NL	771 (98.1)	15 (1.9)	237	1023	786	
PL	318 (100.0)		682	1000	318	
PT	82 (98.8)	1 (1.2)	963	1046	83	
RO	111 (98.2)	2 (1.8)	900	1013	113	
SE	710 (99.3)	5 (0.7)	295	1010	715	
SI	260 (97.7)	6 (2.3)	754	1020	266	
SK	363 (99.2)	3 (0.8)	668	1034	366	
N Sum	9760	92	16718	26570		
N Valid Sum	9760	92			9852	

v248 - QB8B_TOT E-SHOPPING INFO SECURITY RESP: DK (Q.B8B1 ONLY)

[Q.B8B1 + Q.B8B2

Who do you think should make sure that your information is collected, stored and exchanged safely when you buy goods or services via the Internet? Firstly?

And secondly?]

Q.B8B_TOTAL5 DK (Q.B8B1 only)

0 Not mentioned

1 Mentioned

9 Inap. No online shopping (not coded 1 in V103)

Derivation:

This variable repeats answers to this item in Q.B8B1 (V242).

Note:

See Q.B8B1 and Q.B8B2 for complete question text. Variable repeats answers to category '5' (DK) in Q.B8B1 (V242), while all other answers to Q.B8B1 are summarized with Q.B8B2 (V243) in variables V244 to V247.

v248 by v7, Absolute Values (Row Percent), weighted by v8

v7	v248	0	1	9	N Sum	N Valid Sum
				M		
AT	402 (98.5)	6 (1.5)	602	1010	408	
BE	380 (99.5)	2 (0.5)	638	1020	382	
BG	85 (89.5)	10 (10.5)	905	1000	95	
CY	107 (100.0)		394	501	107	
CZ	423 (99.3)	3 (0.7)	589	1015	426	
DE-E	270 (99.3)	2 (0.7)	258	530	272	
DE-W	535 (99.3)	4 (0.7)	451	990	539	
DK	737 (99.9)	1 (0.1)	269	1007	738	
EE	310 (99.4)	2 (0.6)	688	1000	312	
ES	221 (99.1)	2 (0.9)	783	1006	223	
FI	550 (99.5)	3 (0.5)	450	1003	553	
FR	473 (99.4)	3 (0.6)	524	1000	476	
GB-GBN	598 (98.5)	9 (1.5)	393	1000	607	
GB-NIR	151 (100.0)		140	291	151	
GR	109 (100.0)		891	1000	109	
HU	166 (100.0)		848	1014	166	
IE	471 (96.3)	18 (3.7)	486	975	489	
IT	206 (99.0)	2 (1.0)	831	1039	208	
LT	207 (98.6)	3 (1.4)	816	1026	210	
LU	224 (100.0)		277	501	224	
LV	330 (98.8)	4 (1.2)	666	1000	334	
MT	178 (99.4)	1 (0.6)	320	499	179	
NL	786 (99.9)	1 (0.1)	237	1024	787	
PL	313 (98.4)	5 (1.6)	682	1000	318	
PT	82 (98.8)	1 (1.2)	963	1046	83	
RO	103 (90.4)	11 (9.6)	900	1014	114	
SE	711 (99.4)	4 (0.6)	295	1010	715	
SI	266 (100.0)		754	1020	266	
SK	366 (100.0)		668	1034	366	
N Sum	9760	97	16718	26575		
N Valid Sum	9760	97			9857	

v249 - QB13 BEHAVIOUR RECORDING CONCERN: INTERNET

Q.B13

ASK ALL

Nowadays, cameras, cards and websites record your behaviour, for a range of reasons. Are you very concerned, fairly concerned, not very concerned or not at all concerned about your behaviour being recorded...?

(SHOW CARD WITH SCALE – ONE ANSWER PER LINE – READ OUT)

Q.B13_1 On the Internet (browsing, downloading files, accessing content online)

- 1 Very concerned
- 2 Fairly concerned
- 3 Not very concerned
- 4 Not at all concerned
- 5 Not applicable (SPONTANEOUS)
- 6 DK

v249 by v7, Absolute Values (Row Percent), weighted by v8

v249	1	2	3	4	5	6	N Sum	N Valid Sum
v7					M	M		
AT	141 (18.8)	278 (37.1)	272 (36.3)	59 (7.9)	219	42	1011	750
BE	101 (12.2)	320 (38.8)	289 (35.0)	115 (13.9)	187	8	1020	825
BG	39 (9.2)	152 (35.9)	140 (33.1)	92 (21.7)	438	138	999	423
CY	64 (25.2)	72 (28.3)	63 (24.8)	55 (21.7)	226	21	501	254
CZ	111 (14.1)	294 (37.3)	286 (36.2)	98 (12.4)	165	61	1015	789
DE-E	120 (27.5)	171 (39.1)	116 (26.5)	30 (6.9)	81	12	530	437
DE-W	212 (25.4)	304 (36.4)	246 (29.4)	74 (8.9)	129	24	989	836
DK	92 (9.9)	327 (35.3)	364 (39.3)	143 (15.4)	74	8	1008	926
EE	55 (7.6)	187 (25.9)	340 (47.0)	141 (19.5)	236	41	1000	723
ES	88 (12.0)	273 (37.3)	193 (26.4)	178 (24.3)	242	32	1006	732
FI	63 (7.7)	283 (34.7)	353 (43.3)	116 (14.2)	147	42	1004	815
FR	193 (24.1)	299 (37.3)	179 (22.3)	130 (16.2)	182	18	1001	801
GB-GBN	128 (15.8)	268 (33.0)	273 (33.6)	143 (17.6)	179	9	1000	812
GB-NIR	21 (9.7)	72 (33.3)	92 (42.6)	31 (14.4)	65	10	291	216
GR	95 (16.2)	263 (44.7)	180 (30.6)	50 (8.5)	370	41	999	588
HU	104 (15.0)	224 (32.3)	237 (34.2)	128 (18.5)	219	102	1014	693
IE	199 (27.4)	279 (38.5)	176 (24.3)	71 (9.8)	215	36	976	725
IT	128 (16.4)	324 (41.5)	214 (27.4)	114 (14.6)	196	63	1039	780
LT	78 (11.8)	202 (30.5)	219 (33.0)	164 (24.7)	248	115	1026	663
LU	78 (19.5)	143 (35.8)	109 (27.3)	70 (17.5)	85	16	501	400
LV	84 (11.3)	207 (27.8)	317 (42.6)	136 (18.3)	226	30	1000	744
MT	45 (14.3)	84 (26.7)	97 (30.8)	89 (28.3)	172	13	500	315
NL	88 (9.0)	307 (31.5)	408 (41.8)	172 (17.6)	40	8	1023	975
PL	69 (11.8)	240 (41.1)	218 (37.3)	57 (9.8)	389	26	999	584
PT	66 (12.5)	239 (45.2)	145 (27.4)	79 (14.9)	477	40	1046	529
RO	46 (9.2)	115 (23.0)	180 (35.9)	160 (31.9)	342	170	1013	501
SE	42 (4.6)	156 (17.0)	497 (54.3)	221 (24.1)	90	4	1010	916
SI	96 (12.3)	243 (31.2)	280 (35.9)	160 (20.5)	207	33	1019	779
SK	88 (10.5)	343 (40.7)	299 (35.5)	112 (13.3)	182	10	1034	842
N Sum	2734	6669	6782	3188	6028	1173	26574	
N Valid Sum	2734	6669	6782	3188				19373

v250 - QB13 BEHAVIOUR RECORDING CONCERN: PUBLIC SPACE

Q.B13

ASK ALL

Nowadays, cameras, cards and websites record your behaviour, for a range of reasons. Are you very concerned, fairly concerned, not very concerned or not at all concerned about your behaviour being recorded...?

(SHOW CARD WITH SCALE – ONE ANSWER PER LINE – READ OUT)

Q.B13_2 In a public space (street, subway, airport, etc.)

- 1 Very concerned
- 2 Fairly concerned
- 3 Not very concerned
- 4 Not at all concerned
- 5 Not applicable (SPONTANEOUS)
- 6 DK

v250 by v7, Absolute Values (Row Percent), weighted by v8

v7	v250	1	2	3	4	5	6	N Sum	N Valid Sum
						M	M		
AT	97 (10.0)	276 (28.4)	443 (45.6)	156 (16.0)	25	13		1010	972
BE	82 (8.2)	242 (24.3)	358 (36.0)	313 (31.5)	20	3		1018	995
BG	69 (7.3)	244 (26.0)	326 (34.7)	301 (32.0)	24	36		1000	940
CY	62 (12.4)	82 (16.4)	129 (25.8)	227 (45.4)	1			501	500
CZ	119 (11.9)	273 (27.3)	387 (38.7)	221 (22.1)	10	6		1016	1000
DE-E	96 (18.4)	120 (23.0)	196 (37.5)	110 (21.1)	3	4		529	522
DE-W	143 (14.6)	217 (22.2)	386 (39.5)	231 (23.6)	8	4		989	977
DK	55 (5.6)	142 (14.4)	331 (33.6)	456 (46.3)	14	8		1006	984
EE	50 (5.3)	130 (13.9)	374 (40.0)	382 (40.8)	53	12		1001	936
ES	89 (9.1)	259 (26.4)	314 (32.0)	318 (32.4)	19	8		1007	980
FI	38 (4.0)	132 (13.7)	425 (44.2)	366 (38.1)	23	19		1003	961
FR	156 (16.0)	221 (22.7)	268 (27.5)	329 (33.8)	16	10		1000	974
GB-GBN	112 (11.3)	229 (23.2)	330 (33.4)	316 (32.0)	9	4		1000	987
GB-NIR	24 (8.4)	47 (16.4)	134 (46.7)	82 (28.6)	3	1		291	287
GR	162 (16.6)	376 (38.4)	285 (29.1)	155 (15.8)	19	4		1001	978
HU	128 (13.2)	224 (23.1)	338 (34.9)	278 (28.7)	40	7		1015	968
IE	166 (17.7)	253 (26.9)	339 (36.1)	181 (19.3)	15	20		974	939
IT	115 (11.9)	301 (31.2)	347 (35.9)	203 (21.0)	46	28		1040	966
LT	46 (5.0)	156 (16.8)	316 (34.1)	408 (44.1)	57	42		1025	926
LU	58 (11.8)	90 (18.3)	147 (29.9)	197 (40.0)	8	2		502	492
LV	66 (6.8)	159 (16.3)	427 (43.8)	324 (33.2)	21	3		1000	976
MT	55 (11.2)	81 (16.4)	120 (24.3)	237 (48.1)	3	5		501	493
NL	73 (7.2)	155 (15.2)	470 (46.2)	319 (31.4)	4	3		1024	1017
PL	69 (7.7)	233 (25.9)	383 (42.7)	213 (23.7)	73	28		999	898
PT	59 (6.1)	349 (36.2)	354 (36.7)	203 (21.0)	63	17		1045	965
RO	47 (5.3)	166 (18.7)	293 (33.0)	381 (43.0)	33	91		1011	887
SE	25 (2.5)	94 (9.4)	364 (36.4)	518 (51.7)	7	2		1010	1001
SI	106 (10.9)	213 (21.8)	384 (39.4)	272 (27.9)	38	6		1019	975
SK	54 (5.4)	301 (29.9)	449 (44.6)	202 (20.1)	24	4		1034	1006
N Sum	2421	5765	9417	7899	679	390		26571	
N Valid Sum		2421	5765	9417	7899				25502

v251 - QB13 BEHAVIOUR RECORDING CONCERN: PRIVATE SPACE

Q.B13

ASK ALL

Nowadays, cameras, cards and websites record your behaviour, for a range of reasons. Are you very concerned, fairly concerned, not very concerned or not at all concerned about your behaviour being recorded...?

(SHOW CARD WITH SCALE – ONE ANSWER PER LINE – READ OUT)

Q.B13_3 In a private space (restaurant, bar, club, office, etc.)

- 1 Very concerned
- 2 Fairly concerned
- 3 Not very concerned
- 4 Not at all concerned
- 5 Not applicable (SPONTANEOUS)
- 6 DK

v251 by v7, Absolute Values (Row Percent), weighted by v8

v7	v251	1	2	3	4	5	6	N Sum	N Valid Sum
						M	M		
AT	137 (14.2)	249 (25.8)	421 (43.6)	159 (16.5)	31	13		1010	966
BE	121 (12.0)	342 (34.0)	322 (32.0)	220 (21.9)	14	1		1020	1005
BG	76 (8.4)	262 (29.0)	298 (33.0)	267 (29.6)	56	42		1001	903
CY	69 (13.9)	97 (19.6)	122 (24.6)	208 (41.9)	2	2		500	496
CZ	216 (21.6)	325 (32.5)	311 (31.1)	149 (14.9)	8	5		1014	1001
DE-E	177 (33.8)	173 (33.0)	127 (24.2)	47 (9.0)	3	3		530	524
DE-W	254 (26.1)	247 (25.4)	303 (31.1)	170 (17.5)	12	3		989	974
DK	80 (8.1)	183 (18.6)	362 (36.8)	358 (36.4)	13	10		1006	983
EE	72 (7.8)	176 (19.1)	333 (36.2)	339 (36.8)	65	15		1000	920
ES	100 (10.2)	288 (29.3)	294 (29.9)	301 (30.6)	16	7		1006	983
FI	48 (5.1)	161 (17.0)	421 (44.6)	315 (33.3)	40	18		1003	945
FR	204 (21.0)	292 (30.0)	231 (23.7)	246 (25.3)	17	11		1001	973
GB-GBN	162 (16.4)	243 (24.6)	324 (32.9)	257 (26.1)	6	7		999	986
GB-NIR	31 (10.8)	73 (25.4)	117 (40.8)	66 (23.0)	2	2		291	287
GR	214 (21.7)	311 (31.6)	294 (29.9)	165 (16.8)	13	3		1000	984
HU	164 (16.9)	248 (25.6)	305 (31.4)	253 (26.1)	36	9		1015	970
IE	207 (22.0)	270 (28.8)	311 (33.1)	151 (16.1)	15	22		976	939
IT	126 (12.9)	306 (31.3)	347 (35.4)	200 (20.4)	40	20		1039	979
LT	59 (6.5)	187 (20.6)	296 (32.6)	367 (40.4)	76	41		1026	909
LU	114 (23.2)	142 (28.9)	110 (22.4)	126 (25.6)	7	1		500	492
LV	108 (11.2)	217 (22.5)	379 (39.3)	261 (27.0)	29	6		1000	965
MT	60 (12.3)	99 (20.2)	130 (26.6)	200 (40.9)	6	5		500	489
NL	116 (11.5)	210 (20.7)	436 (43.0)	251 (24.8)	9	3		1025	1013
PL	104 (11.8)	249 (28.4)	347 (39.5)	178 (20.3)	86	36		1000	878
PT	63 (6.6)	388 (40.4)	345 (35.9)	165 (17.2)	65	20		1046	961
RO	66 (7.6)	185 (21.4)	265 (30.6)	349 (40.3)	48	100		1013	865
SE	44 (4.4)	146 (14.6)	383 (38.4)	425 (42.6)	8	3		1009	998
SI	128 (13.2)	203 (20.9)	371 (38.2)	268 (27.6)	43	8		1021	970
SK	59 (5.9)	283 (28.2)	458 (45.7)	202 (20.2)	28	5		1035	1002
N Sum	3379	6555	8763	6663	794	421		26575	
N Valid Sum	3379	6555	8763	6663					25360

v252 - QB13 BEHAVIOUR RECORDING CONCERN: MOBILE PHONE

Q.B13

ASK ALL

Nowadays, cameras, cards and websites record your behaviour, for a range of reasons. Are you very concerned, fairly concerned, not very concerned or not at all concerned about your behaviour being recorded...?

(SHOW CARD WITH SCALE – ONE ANSWER PER LINE – READ OUT)

Q.B13_4 Via mobile phone / mobile Internet (call content, geolocation)

- 1 Very concerned
- 2 Fairly concerned
- 3 Not very concerned
- 4 Not at all concerned
- 5 Not applicable (SPONTANEOUS)
- 6 DK

v252 by v7, Absolute Values (Row Percent), weighted by v8

v7	v252	1	2	3	4	5	6	N Sum	N Valid Sum
						M	M		
AT	129 (13.7)	317 (33.6)	408 (43.3)	89 (9.4)	48	18		1009	943
BE	148 (15.1)	373 (38.1)	284 (29.0)	174 (17.8)	38	2		1019	979
BG	105 (13.9)	269 (35.6)	204 (27.0)	177 (23.4)	110	135		1000	755
CY	124 (27.6)	118 (26.2)	93 (20.7)	115 (25.6)	36	15		501	450
CZ	293 (29.6)	344 (34.7)	255 (25.7)	99 (10.0)	9	14		1014	991
DE-E	182 (36.0)	150 (29.6)	134 (26.5)	40 (7.9)	19	6		531	506
DE-W	254 (27.1)	273 (29.1)	255 (27.2)	156 (16.6)	45	6		989	938
DK	128 (13.2)	270 (27.9)	317 (32.7)	254 (26.2)	25	12		1006	969
EE	124 (13.5)	237 (25.9)	309 (33.7)	246 (26.9)	71	13		1000	916
ES	170 (17.8)	330 (34.6)	239 (25.0)	216 (22.6)	42	10		1007	955
FI	86 (9.0)	227 (23.8)	400 (41.9)	242 (25.3)	29	20		1004	955
FR	233 (25.6)	317 (34.9)	192 (21.1)	167 (18.4)	77	14		1000	909
GB-GBN	185 (19.6)	287 (30.5)	273 (29.0)	197 (20.9)	50	8		1000	942
GB-NIR	54 (21.0)	84 (32.7)	88 (34.2)	31 (12.1)	22	12		291	257
GR	248 (26.2)	405 (42.8)	197 (20.8)	96 (10.1)	43	10		999	946
HU	189 (20.1)	289 (30.8)	271 (28.9)	190 (20.2)	57	18		1014	939
IE	225 (24.8)	326 (35.9)	255 (28.1)	103 (11.3)	39	28		976	909
IT	189 (19.6)	363 (37.6)	268 (27.7)	146 (15.1)	43	31		1040	966
LT	104 (11.4)	273 (29.8)	259 (28.3)	279 (30.5)	70	41		1026	915
LU	129 (27.7)	148 (31.8)	90 (19.4)	98 (21.1)	27	9		501	465
LV	148 (15.5)	265 (27.8)	350 (36.7)	191 (20.0)	37	8		999	954
MT	69 (16.2)	125 (29.3)	96 (22.5)	136 (31.9)	48	26		500	426
NL	141 (14.3)	311 (31.5)	357 (36.1)	179 (18.1)	26	9		1023	988
PL	126 (14.8)	324 (38.0)	282 (33.1)	121 (14.2)	105	42		1000	853
PT	98 (11.0)	402 (45.1)	269 (30.2)	122 (13.7)	128	26		1045	891
RO	87 (12.0)	223 (30.7)	197 (27.1)	220 (30.3)	141	145		1013	727
SE	78 (8.0)	197 (20.2)	388 (39.8)	312 (32.0)	31	4		1010	975
SI	140 (14.6)	284 (29.6)	322 (33.6)	213 (22.2)	49	13		1021	959
SK	98 (10.1)	374 (38.4)	373 (38.3)	129 (13.2)	48	12		1034	974
N Sum	4284	7905	7425	4738	1513	707		26572	
N Valid Sum	4284	7905	7425	4738					24352

v253 - QB13 BEHAVIOUR RECORDING CONCERN: PAYMENT CARDS

Q.B13

ASK ALL

Nowadays, cameras, cards and websites record your behaviour, for a range of reasons. Are you very concerned, fairly concerned, not very concerned or not at all concerned about your behaviour being recorded...?

(SHOW CARD WITH SCALE – ONE ANSWER PER LINE – READ OUT)

Q.B13_5 Via payment cards (location and spending)

- 1 Very concerned
- 2 Fairly concerned
- 3 Not very concerned
- 4 Not at all concerned
- 5 Not applicable (SPONTANEOUS)
- 6 DK

v253 by v7, Absolute Values (Row Percent), weighted by v8

v7	v253	1	2	3	4	5	6	N Sum	N Valid Sum
						M	M		
AT	143 (14.9)	350 (36.4)	388 (40.3)	81 (8.4)	36	11		1009	962
BE	191 (19.3)	372 (37.5)	276 (27.9)	152 (15.3)	25	4		1020	991
BG	119 (21.8)	200 (36.7)	125 (22.9)	101 (18.5)	306	148		999	545
CY	117 (29.9)	108 (27.6)	77 (19.7)	89 (22.8)	102	7		500	391
CZ	304 (31.6)	347 (36.1)	223 (23.2)	88 (9.1)	41	12		1015	962
DE-E	190 (36.4)	163 (31.2)	133 (25.5)	36 (6.9)	6	2		530	522
DE-W	312 (32.4)	302 (31.4)	256 (26.6)	93 (9.7)	19	8		990	963
DK	105 (10.8)	266 (27.5)	340 (35.1)	257 (26.5)	29	10		1007	968
EE	124 (13.2)	223 (23.8)	359 (38.4)	230 (24.6)	49	14		999	936
ES	168 (17.8)	364 (38.6)	197 (20.9)	213 (22.6)	51	12		1005	942
FI	87 (9.1)	263 (27.7)	391 (41.1)	210 (22.1)	30	22		1003	951
FR	296 (31.0)	335 (35.1)	172 (18.0)	151 (15.8)	35	12		1001	954
GB-GBN	250 (26.0)	287 (29.9)	279 (29.0)	145 (15.1)	31	8		1000	961
GB-NIR	62 (23.1)	99 (36.9)	73 (27.2)	34 (12.7)	16	8		292	268
GR	308 (35.5)	357 (41.2)	145 (16.7)	57 (6.6)	129	4		1000	867
HU	206 (22.8)	317 (35.0)	217 (24.0)	165 (18.2)	93	16		1014	905
IE	326 (36.4)	297 (33.2)	190 (21.2)	82 (9.2)	61	19		975	895
IT	208 (22.0)	391 (41.4)	220 (23.3)	125 (13.2)	62	33		1039	944
LT	115 (13.1)	235 (26.7)	272 (30.9)	257 (29.2)	101	46		1026	879
LU	117 (24.7)	142 (30.0)	109 (23.0)	105 (22.2)	23	5		501	473
LV	220 (23.1)	273 (28.6)	296 (31.0)	165 (17.3)	41	5		1000	954
MT	66 (14.8)	107 (23.9)	111 (24.8)	163 (36.5)	42	12		501	447
NL	147 (14.7)	296 (29.6)	381 (38.1)	176 (17.6)	19	5		1024	1000
PL	117 (15.4)	296 (38.9)	255 (33.5)	93 (12.2)	207	32		1000	761
PT	122 (13.3)	410 (44.7)	273 (29.8)	112 (12.2)	109	20		1046	917
RO	99 (14.9)	202 (30.4)	190 (28.6)	173 (26.1)	186	162		1012	664
SE	101 (10.1)	270 (27.1)	364 (36.5)	262 (26.3)	12	2		1011	997
SI	182 (19.0)	336 (35.1)	258 (27.0)	181 (18.9)	55	7		1019	957
SK	160 (16.8)	407 (42.7)	297 (31.1)	90 (9.4)	69	12		1035	954
N Sum	4962	8015	6867	4086	1985	658		26573	
N Valid Sum	4962	8015	6867	4086					23930

v254 - QB13 BEHAVIOUR RECORDING CONCERN: CUSTOMER CARDS

Q.B13

ASK ALL

Nowadays, cameras, cards and websites record your behaviour, for a range of reasons. Are you very concerned, fairly concerned, not very concerned or not at all concerned about your behaviour being recorded...?

(SHOW CARD WITH SCALE – ONE ANSWER PER LINE – READ OUT)

Q.B13_6 Via store or loyalty cards (preferences and consumption, patterns, etc.)

- 1 Very concerned
- 2 Fairly concerned
- 3 Not very concerned
- 4 Not at all concerned
- 5 Not applicable (SPONTANEOUS)
- 6 DK

v254 by v7, Absolute Values (Row Percent), weighted by v8

v7	v254	1	2	3	4	5	6	N Sum	N Valid Sum
						M	M		
AT	104 (10.9)	310 (32.6)	426 (44.8)	110 (11.6)	38	22		1010	950
BE	97 (9.7)	273 (27.3)	411 (41.1)	219 (21.9)	18	2		1020	1000
BG	50 (10.9)	152 (33.2)	127 (27.7)	129 (28.2)	436	106		1000	458
CY	74 (17.8)	101 (24.3)	96 (23.1)	145 (34.9)	74	11		501	416
CZ	188 (20.5)	339 (37.0)	275 (30.0)	115 (12.5)	74	25		1016	917
DE-E	131 (27.0)	149 (30.7)	141 (29.1)	64 (13.2)	41	3		529	485
DE-W	202 (22.1)	259 (28.3)	307 (33.6)	146 (16.0)	66	8		988	914
DK	71 (7.3)	213 (22.0)	400 (41.4)	283 (29.3)	26	13		1006	967
EE	78 (8.3)	172 (18.4)	415 (44.3)	271 (29.0)	49	15		1000	936
ES	124 (13.3)	325 (34.8)	258 (27.6)	228 (24.4)	61	10		1006	935
FI	55 (5.7)	207 (21.6)	427 (44.5)	271 (28.2)	24	20		1004	960
FR	162 (17.2)	249 (26.4)	287 (30.4)	245 (26.0)	43	14		1000	943
GB-GBN	138 (15.4)	222 (24.7)	315 (35.1)	222 (24.7)	93	10		1000	897
GB-NIR	36 (15.4)	53 (22.6)	101 (43.2)	44 (18.8)	44	14		292	234
GR	250 (29.4)	321 (37.7)	205 (24.1)	75 (8.8)	142	6		999	851
HU	141 (15.9)	254 (28.6)	322 (36.3)	170 (19.2)	115	11		1013	887
IE	197 (22.7)	239 (27.6)	282 (32.5)	149 (17.2)	77	31		975	867
IT	141 (14.7)	328 (34.3)	308 (32.2)	179 (18.7)	56	27		1039	956
LT	50 (5.6)	185 (20.7)	327 (36.6)	331 (37.1)	87	46		1026	893
LU	65 (14.1)	102 (22.2)	142 (30.9)	151 (32.8)	33	8		501	460
LV	97 (11.2)	198 (22.9)	373 (43.1)	198 (22.9)	110	24		1000	866
MT	38 (9.2)	58 (14.1)	115 (27.9)	201 (48.8)	66	22		500	412
NL	86 (8.7)	215 (21.7)	484 (48.8)	207 (20.9)	26	6		1024	992
PL	82 (11.5)	230 (32.2)	293 (41.0)	109 (15.3)	239	47		1000	714
PT	89 (10.1)	386 (43.9)	288 (32.8)	116 (13.2)	147	21		1047	879
RO	73 (12.2)	167 (27.9)	190 (31.8)	168 (28.1)	223	192		1013	598
SE	42 (4.4)	134 (13.9)	423 (43.8)	366 (37.9)	34	10		1009	965
SI	131 (13.8)	257 (27.0)	334 (35.1)	230 (24.2)	61	6		1019	952
SK	106 (11.3)	342 (36.4)	367 (39.1)	124 (13.2)	81	15		1035	939
N Sum	3098	6440	8439	5266	2584	745		26572	
N Valid Sum	3098	6440	8439	5266					23243

v255 - QB14 CARD USE: CREDIT/BANK CARDS

Q.B14

Which of the following do you currently use?

(SHOW CARD – READ OUT – MULTIPLE ANSWERS POSSIBLE)

Q.B14_1 Credit cards and bank cards

0 Not mentioned

1 Mentioned

v255 by v7, Absolute Values (Row Percent), weighted by v8

	v255	0	1	N Sum	N Valid Sum
v7					
AT	146 (14.5)	864 (85.5)	1010	1010	
BE	136 (13.3)	884 (86.7)	1020	1020	
BG	442 (44.2)	558 (55.8)	1000	1000	
CY	234 (46.7)	267 (53.3)	501	501	
CZ	256 (25.2)	759 (74.8)	1015	1015	
DE-E	63 (11.9)	467 (88.1)	530	530	
DE-W	121 (12.2)	868 (87.8)	989	989	
DK	60 (6.0)	947 (94.0)	1007	1007	
EE	109 (10.9)	891 (89.1)	1000	1000	
ES	324 (32.2)	682 (67.8)	1006	1006	
FI	71 (7.1)	932 (92.9)	1003	1003	
FR	113 (11.3)	887 (88.7)	1000	1000	
GB-GBN	138 (13.8)	861 (86.2)	999	999	
GB-NIR	53 (18.2)	238 (81.8)	291	291	
GR	563 (56.3)	437 (43.7)	1000	1000	
HU	450 (44.4)	564 (55.6)	1014	1014	
IE	239 (24.5)	736 (75.5)	975	975	
IT	468 (45.0)	571 (55.0)	1039	1039	
LT	283 (27.6)	743 (72.4)	1026	1026	
LU	54 (10.8)	447 (89.2)	501	501	
LV	156 (15.6)	844 (84.4)	1000	1000	
MT	114 (22.8)	386 (77.2)	500	500	
NL	42 (4.1)	982 (95.9)	1024	1024	
PL	507 (50.7)	493 (49.3)	1000	1000	
PT	345 (33.0)	701 (67.0)	1046	1046	
RO	577 (57.0)	436 (43.0)	1013	1013	
SE	33 (3.3)	977 (96.7)	1010	1010	
SI	119 (11.7)	901 (88.3)	1020	1020	
SK	317 (30.7)	717 (69.3)	1034	1034	
N Sum	6533	20040	26573		
N Valid Sum	6533	20040		26573	

v256 - QB14 CARD USE: CUSTOMER CARDS

Q.B14

Which of the following do you currently use?

(SHOW CARD – READ OUT – MULTIPLE ANSWERS POSSIBLE)

Q.B14_2 Customer cards (loyalty cards, frequent flyer cards)

0 Not mentioned

1 Mentioned

v256 by v7, Absolute Values (Row Percent), weighted by v8

	v256	0	1	N Sum	N Valid Sum
v7					
AT	294 (29.1)	716 (70.9)	1010	1010	
BE	286 (28.0)	734 (72.0)	1020	1020	
BG	738 (73.8)	262 (26.2)	1000	1000	
CY	404 (80.6)	97 (19.4)	501	501	
CZ	661 (65.1)	354 (34.9)	1015	1015	
DE-E	297 (56.0)	233 (44.0)	530	530	
DE-W	533 (53.9)	456 (46.1)	989	989	
DK	474 (47.1)	533 (52.9)	1007	1007	
EE	292 (29.2)	708 (70.8)	1000	1000	
ES	637 (63.3)	369 (36.7)	1006	1006	
FI	134 (13.4)	869 (86.6)	1003	1003	
FR	286 (28.6)	714 (71.4)	1000	1000	
GB-GBN	562 (56.2)	438 (43.8)	1000	1000	
GB-NIR	184 (63.2)	107 (36.8)	291	291	
GR	778 (77.8)	222 (22.2)	1000	1000	
HU	618 (60.9)	396 (39.1)	1014	1014	
IE	493 (50.6)	482 (49.4)	975	975	
IT	526 (50.6)	513 (49.4)	1039	1039	
LT	520 (50.7)	506 (49.3)	1026	1026	
LU	136 (27.1)	365 (72.9)	501	501	
LV	494 (49.4)	506 (50.6)	1000	1000	
MT	312 (62.4)	188 (37.6)	500	500	
NL	309 (30.2)	715 (69.8)	1024	1024	
PL	788 (78.8)	212 (21.2)	1000	1000	
PT	486 (46.5)	560 (53.5)	1046	1046	
RO	883 (87.2)	130 (12.8)	1013	1013	
SE	302 (29.9)	708 (70.1)	1010	1010	
SI	352 (34.5)	668 (65.5)	1020	1020	
SK	564 (54.5)	470 (45.5)	1034	1034	
N Sum	13343	13231	26574		
N Valid Sum	13343	13231		26574	

v257 - QB14 CARD USE: NATIONAL IDENTITY CARDS

Q.B14

Which of the following do you currently use?

(SHOW CARD – READ OUT – MULTIPLE ANSWERS POSSIBLE)

Q.B14_3 National identity cards / residence permit

0 Not mentioned

1 Mentioned

v257 by v7, Absolute Values (Row Percent), weighted by v8

	v257	0	1	N Sum	N Valid Sum
v7					
AT	776 (76.8)	234 (23.2)	1010	1010	
BE	297 (29.1)	723 (70.9)	1020	1020	
BG	54 (5.4)	946 (94.6)	1000	1000	
CY	99 (19.8)	402 (80.2)	501	501	
CZ	50 (4.9)	965 (95.1)	1015	1015	
DE-E	81 (15.3)	449 (84.7)	530	530	
DE-W	141 (14.3)	848 (85.7)	989	989	
DK	975 (96.8)	32 (3.2)	1007	1007	
EE	114 (11.4)	886 (88.6)	1000	1000	
ES	53 (5.3)	953 (94.7)	1006	1006	
FI	762 (76.0)	241 (24.0)	1003	1003	
FR	113 (11.3)	887 (88.7)	1000	1000	
GB-GBN	913 (91.3)	87 (8.7)	1000	1000	
GB-NIR	265 (91.1)	26 (8.9)	291	291	
GR	110 (11.0)	890 (89.0)	1000	1000	
HU	51 (5.0)	963 (95.0)	1014	1014	
IE	892 (91.5)	83 (8.5)	975	975	
IT	388 (37.3)	651 (62.7)	1039	1039	
LT	406 (39.6)	620 (60.4)	1026	1026	
LU	96 (19.2)	405 (80.8)	501	501	
LV	985 (98.5)	15 (1.5)	1000	1000	
MT	35 (7.0)	465 (93.0)	500	500	
NL	686 (67.0)	338 (33.0)	1024	1024	
PL	76 (7.6)	924 (92.4)	1000	1000	
PT	133 (12.7)	913 (87.3)	1046	1046	
RO	183 (18.1)	830 (81.9)	1013	1013	
SE	789 (78.1)	221 (21.9)	1010	1010	
SI	307 (30.1)	713 (69.9)	1020	1020	
SK	246 (23.8)	788 (76.2)	1034	1034	
N Sum	10076	16498	26574		
N Valid Sum	10076	16498		26574	

v258 - QB14 CARD USE: PASSPORT

Q.B14

Which of the following do you currently use?

(SHOW CARD – READ OUT – MULTIPLE ANSWERS POSSIBLE)

Q.B14_4 Passport

0 Not mentioned

1 Mentioned

v258 by v7, Absolute Values (Row Percent), weighted by v8

	v258	0	1	N Sum	N Valid Sum
v7					
AT	176 (17.4)	834 (82.6)	1010	1010	
BE	607 (59.5)	413 (40.5)	1020	1020	
BG	688 (68.8)	312 (31.2)	1000	1000	
CY	108 (21.6)	393 (78.4)	501	501	
CZ	420 (41.4)	595 (58.6)	1015	1015	
DE-E	300 (56.6)	230 (43.4)	530	530	
DE-W	506 (51.2)	483 (48.8)	989	989	
DK	138 (13.7)	869 (86.3)	1007	1007	
EE	408 (40.8)	592 (59.2)	1000	1000	
ES	696 (69.2)	310 (30.8)	1006	1006	
FI	279 (27.8)	724 (72.2)	1003	1003	
FR	694 (69.4)	306 (30.6)	1000	1000	
GB-GBN	312 (31.2)	688 (68.8)	1000	1000	
GB-NIR	60 (20.6)	231 (79.4)	291	291	
GR	674 (67.4)	326 (32.6)	1000	1000	
HU	724 (71.4)	290 (28.6)	1014	1014	
IE	212 (21.7)	763 (78.3)	975	975	
IT	781 (75.2)	258 (24.8)	1039	1039	
LT	366 (35.7)	660 (64.3)	1026	1026	
LU	296 (59.1)	205 (40.9)	501	501	
LV	36 (3.6)	964 (96.4)	1000	1000	
MT	152 (30.4)	348 (69.6)	500	500	
NL	286 (27.9)	738 (72.1)	1024	1024	
PL	723 (72.3)	277 (27.7)	1000	1000	
PT	929 (88.8)	117 (11.2)	1046	1046	
RO	824 (81.3)	189 (18.7)	1013	1013	
SE	258 (25.5)	752 (74.5)	1010	1010	
SI	465 (45.6)	555 (54.4)	1020	1020	
SK	543 (52.5)	491 (47.5)	1034	1034	
N Sum	12661	13913	26574		
N Valid Sum	12661	13913		26574	

v259 - QB14 CARD USE: GOVERNMENT ENTITLEMENT CARDS

Q.B14

Which of the following do you currently use?

(SHOW CARD – READ OUT – MULTIPLE ANSWERS POSSIBLE)

Q.B14_5 Government entitlement cards (USE APPROPRIATE NAME IN EACH COUNTRY – e. g. BE : carte SIS, FR : carte VITAL)

0 Not mentioned

1 Mentioned

v259 by v7, Absolute Values (Row Percent), weighted by v8

v7	v259	0	1	N Sum	N Valid Sum
AT		92 (9.1)	918 (90.9)	1010	1010
BE		80 (7.8)	940 (92.2)	1020	1020
BG		969 (96.9)	31 (3.1)	1000	1000
CY		276 (55.1)	225 (44.9)	501	501
CZ		60 (5.9)	955 (94.1)	1015	1015
DE-E		23 (4.3)	507 (95.7)	530	530
DE-W		93 (9.4)	896 (90.6)	989	989
DK		43 (4.3)	964 (95.7)	1007	1007
EE		541 (54.1)	459 (45.9)	1000	1000
ES		137 (13.6)	869 (86.4)	1006	1006
FI		67 (6.7)	936 (93.3)	1003	1003
FR		199 (19.9)	801 (80.1)	1000	1000
GB-GBN		487 (48.7)	513 (51.3)	1000	1000
GB-NIR		136 (46.7)	155 (53.3)	291	291
GR		227 (22.7)	773 (77.3)	1000	1000
HU		73 (7.2)	941 (92.8)	1014	1014
IE		624 (64.0)	351 (36.0)	975	975
IT		819 (78.8)	220 (21.2)	1039	1039
LT		314 (30.6)	712 (69.4)	1026	1026
LU		167 (33.3)	334 (66.7)	501	501
LV		757 (75.7)	243 (24.3)	1000	1000
MT		364 (72.8)	136 (27.2)	500	500
NL		132 (12.9)	892 (87.1)	1024	1024
PL		360 (36.0)	640 (64.0)	1000	1000
PT		200 (19.1)	846 (80.9)	1046	1046
RO		941 (92.9)	72 (7.1)	1013	1013
SE		1010 (100.0)		1010	1010
SI		36 (3.5)	984 (96.5)	1020	1020
SK		75 (7.3)	959 (92.7)	1034	1034
N Sum		9302	17272	26574	
N Valid Sum		9302	17272		26574

v260 - QB14 CARD USE: DRIVING LICENCE

Q.B14

Which of the following do you currently use?

(SHOW CARD – READ OUT – MULTIPLE ANSWERS POSSIBLE)

Q.B14_6 Driving licence

0 Not mentioned

1 Mentioned

v260 by v7, Absolute Values (Row Percent), weighted by v8

	v260	0	1	N Sum	N Valid Sum
v7					
AT	255 (25.2)	755 (74.8)	1010	1010	
BE	342 (33.5)	678 (66.5)	1020	1020	
BG	603 (60.3)	397 (39.7)	1000	1000	
CY	113 (22.6)	388 (77.4)	501	501	
CZ	343 (33.8)	672 (66.2)	1015	1015	
DE-E	152 (28.7)	378 (71.3)	530	530	
DE-W	223 (22.5)	766 (77.5)	989	989	
DK	194 (19.2)	814 (80.8)	1008	1008	
EE	484 (48.4)	516 (51.6)	1000	1000	
ES	403 (40.1)	603 (59.9)	1006	1006	
FI	215 (21.4)	788 (78.6)	1003	1003	
FR	241 (24.1)	759 (75.9)	1000	1000	
GB-GBN	354 (35.4)	646 (64.6)	1000	1000	
GB-NIR	85 (29.2)	206 (70.8)	291	291	
GR	463 (46.3)	537 (53.7)	1000	1000	
HU	594 (58.6)	420 (41.4)	1014	1014	
IE	252 (25.8)	723 (74.2)	975	975	
IT	410 (39.5)	629 (60.5)	1039	1039	
LT	556 (54.2)	470 (45.8)	1026	1026	
LU	140 (27.9)	361 (72.1)	501	501	
LV	548 (54.8)	452 (45.2)	1000	1000	
MT	186 (37.2)	314 (62.8)	500	500	
NL	206 (20.1)	818 (79.9)	1024	1024	
PL	560 (56.0)	440 (44.0)	1000	1000	
PT	545 (52.1)	501 (47.9)	1046	1046	
RO	728 (71.9)	285 (28.1)	1013	1013	
SE	212 (21.0)	798 (79.0)	1010	1010	
SI	233 (22.8)	787 (77.2)	1020	1020	
SK	450 (43.5)	584 (56.5)	1034	1034	
N Sum	10090	16485	26575		
N Valid Sum	10090	16485		26575	

v261 - QB14 CARD USE: STUDENT CARD

Q.B14

Which of the following do you currently use?

(SHOW CARD – READ OUT – MULTIPLE ANSWERS POSSIBLE)

Q.B14_7 (ONLY IF STUDENT) Student card

0 Not mentioned

1 Mentioned (not mentioned)

9 Inap. No student (not coded 2 in V94)

v261 by v7, Absolute Values (Row Percent), weighted by v8

	v261	0	9	N Sum	N Valid Sum
v7					
		M			
AT	941 (100.0)	69	1010	941	
BE	911 (100.0)	109	1020	911	
BG	905 (100.0)	95	1000	905	
CY	430 (100.0)	71	501	430	
CZ	930 (100.0)	85	1015	930	
DE-E	482 (100.0)	48	530	482	
DE-W	910 (100.0)	79	989	910	
DK	855 (100.0)	152	1007	855	
EE	883 (100.0)	117	1000	883	
ES	929 (100.0)	77	1006	929	
FI	869 (100.0)	134	1003	869	
FR	915 (100.0)	85	1000	915	
GB-GBN	929 (100.0)	71	1000	929	
GB-NIR	264 (100.0)	27	291	264	
GR	898 (100.0)	102	1000	898	
HU	933 (100.0)	81	1014	933	
IE	849 (100.0)	126	975	849	
IT	948 (100.0)	91	1039	948	
LT	877 (100.0)	149	1026	877	
LU	443 (100.0)	58	501	443	
LV	867 (100.0)	133	1000	867	
MT	459 (100.0)	41	500	459	
NL	898 (100.0)	126	1024	898	
PL	885 (100.0)	115	1000	885	
PT	992 (100.0)	54	1046	992	
RO	897 (100.0)	116	1013	897	
SE	865 (100.0)	145	1010	865	
SI	886 (100.0)	134	1020	886	
SK	920 (100.0)	114	1034	920	
N Sum	23770	2804	26574		
N Valid Sum	23770				23770

v262 - QB14 CARD USE: INTERNET ACCOUNT

Q.B14

Which of the following do you currently use?

(SHOW CARD – READ OUT – MULTIPLE ANSWERS POSSIBLE)

Q.B14_8 (ONLY IF USE THE INTERNET) An account you use on the Internet (email, social networking, commercial services)

0 Not mentioned

1 Mentioned

9 Inap. Not use internet (not coded 1 to 5 in V98 or V99 or V100)

v262 by v7, Absolute Values (Row Percent), weighted by v8

v7	v262	0	1	9	N Sum	N Valid Sum
		M				
AT	425 (64.2)	237 (35.8)	348	1010	662	
BE	312 (43.0)	414 (57.0)	293	1019	726	
BG	267 (58.7)	188 (41.3)	545	1000	455	
CY	183 (77.9)	52 (22.1)	267	502	235	
CZ	278 (41.2)	397 (58.8)	340	1015	675	
DE-E	174 (48.2)	187 (51.8)	169	530	361	
DE-W	335 (44.0)	426 (56.0)	228	989	761	
DK	369 (40.6)	540 (59.4)	98	1007	909	
EE	203 (27.8)	526 (72.2)	272	1001	729	
ES	186 (32.6)	384 (67.4)	436	1006	570	
FI	278 (34.7)	524 (65.3)	201	1003	802	
FR	209 (28.9)	513 (71.1)	278	1000	722	
GB-GBN	346 (45.2)	419 (54.8)	235	1000	765	
GB-NIR	85 (42.3)	116 (57.7)	90	291	201	
GR	296 (67.9)	140 (32.1)	564	1000	436	
HU	300 (55.1)	244 (44.9)	470	1014	544	
IE	501 (75.0)	167 (25.0)	306	974	668	
IT	501 (85.1)	88 (14.9)	449	1038	589	
LT	301 (49.8)	303 (50.2)	422	1026	604	
LU	113 (29.0)	277 (71.0)	111	501	390	
LV	320 (45.0)	391 (55.0)	289	1000	711	
MT	148 (51.2)	141 (48.8)	211	500	289	
NL	248 (25.7)	718 (74.3)	58	1024	966	
PL	337 (59.1)	233 (40.9)	430	1000	570	
PT	202 (53.4)	176 (46.6)	668	1046	378	
RO	326 (75.1)	108 (24.9)	579	1013	434	
SE	355 (38.5)	567 (61.5)	88	1010	922	
SI	211 (31.2)	466 (68.8)	342	1019	677	
SK	399 (56.5)	307 (43.5)	328	1034	706	
N Sum	8208	9249	9115	26572		
N Valid Sum	8208	9249			17457	

v263 - QB14 CARD USE: NONE

Q.B14

Which of the following do you currently use?

(SHOW CARD – READ OUT – MULTIPLE ANSWERS POSSIBLE)

Q.B14_9 None (SPONTANEOUS)

0 Not mentioned

1 Mentioned

v263 by v7, Absolute Values (Row Percent), weighted by v8

	v263	0	1	N Sum	N Valid Sum
v7					
AT	1004 (99.4)	6 (0.6)		1010	1010
BE	1018 (99.8)	2 (0.2)		1020	1020
BG	987 (98.7)	13 (1.3)		1000	1000
CY	499 (99.6)	2 (0.4)		501	501
CZ	1013 (99.8)	2 (0.2)		1015	1015
DE-E	527 (99.4)	3 (0.6)		530	530
DE-W	986 (99.7)	3 (0.3)		989	989
DK	1006 (99.9)	1 (0.1)		1007	1007
EE	995 (99.5)	5 (0.5)		1000	1000
ES	1002 (99.6)	4 (0.4)		1006	1006
FI	1002 (99.9)	1 (0.1)		1003	1003
FR	998 (99.8)	2 (0.2)		1000	1000
GB-GBN	979 (97.9)	21 (2.1)		1000	1000
GB-NIR	287 (98.6)	4 (1.4)		291	291
GR	993 (99.3)	7 (0.7)		1000	1000
HU	995 (98.1)	19 (1.9)		1014	1014
IE	962 (98.7)	13 (1.3)		975	975
IT	995 (95.8)	44 (4.2)		1039	1039
LT	1015 (98.9)	11 (1.1)		1026	1026
LU	499 (99.6)	2 (0.4)		501	501
LV	997 (99.7)	3 (0.3)		1000	1000
MT	498 (99.6)	2 (0.4)		500	500
NL	1023 (99.9)	1 (0.1)		1024	1024
PL	975 (97.5)	25 (2.5)		1000	1000
PT	1020 (97.5)	26 (2.5)		1046	1046
RO	954 (94.2)	59 (5.8)		1013	1013
SE	1007 (99.7)	3 (0.3)		1010	1010
SI	1017 (99.7)	3 (0.3)		1020	1020
SK	1034 (100.0)			1034	1034
N Sum	26287	287		26574	
N Valid Sum	26287	287			26574

v264 - QB14 CARD USE: DK

Q.B14

Which of the following do you currently use?

(SHOW CARD – READ OUT – MULTIPLE ANSWERS POSSIBLE)

Q.B14_10 DK

0 Not mentioned

1 Mentioned

v264 by v7, Absolute Values (Row Percent), weighted by v8

v7	v264	0	1	N Sum	N Valid Sum
AT	1006 (99.6)	4 (0.4)		1010	1010
BE	1017 (99.7)	3 (0.3)		1020	1020
BG	992 (99.2)	8 (0.8)		1000	1000
CY	501 (100.0)			501	501
CZ	1012 (99.7)	3 (0.3)		1015	1015
DE-E	530 (100.0)			530	530
DE-W	986 (99.7)	3 (0.3)		989	989
DK	1007 (100.0)			1007	1007
EE	996 (99.6)	4 (0.4)		1000	1000
ES	1003 (99.7)	3 (0.3)		1006	1006
FI	1003 (100.0)			1003	1003
FR	996 (99.6)	4 (0.4)		1000	1000
GB-GBN	995 (99.5)	5 (0.5)		1000	1000
GB-NIR	291 (100.0)			291	291
GR	995 (99.5)	5 (0.5)		1000	1000
HU	1014 (100.0)			1014	1014
IE	970 (99.5)	5 (0.5)		975	975
IT	1033 (99.4)	6 (0.6)		1039	1039
LT	1022 (99.6)	4 (0.4)		1026	1026
LU	501 (100.0)			501	501
LV	999 (99.9)	1 (0.1)		1000	1000
MT	500 (100.0)			500	500
NL	1023 (99.9)	1 (0.1)		1024	1024
PL	999 (99.9)	1 (0.1)		1000	1000
PT	1036 (99.0)	10 (1.0)		1046	1046
RO	993 (98.0)	20 (2.0)		1013	1013
SE	1010 (100.0)			1010	1010
SI	1020 (100.0)			1020	1020
SK	1033 (99.9)	1 (0.1)		1034	1034
N Sum	26483	91		26574	
N Valid Sum	26483	91			26574

v265 - QB15 IDENTITY PROT ACTION: CASH PAYMENT

Q.B15

In your daily life, what do you do to protect your identity? Please indicate all that apply in the following list.

(SHOW CARD – READ OUT – MULTIPLE ANSWERS POSSIBLE)

Q.B15_1 Use cash instead of recorded transactions (bank cards, transfers)

0 Not mentioned

1 Mentioned

v265 by v7, Absolute Values (Row Percent), weighted by v8

	v265	0	1	N Sum	N Valid Sum
v7					
AT	609 (60.3)	401 (39.7)	1010	1010	
BE	786 (77.1)	234 (22.9)	1020	1020	
BG	669 (66.9)	331 (33.1)	1000	1000	
CY	327 (65.3)	174 (34.7)	501	501	
CZ	666 (65.6)	349 (34.4)	1015	1015	
DE-E	323 (60.9)	207 (39.1)	530	530	
DE-W	623 (63.0)	366 (37.0)	989	989	
DK	830 (82.4)	177 (17.6)	1007	1007	
EE	713 (71.3)	287 (28.7)	1000	1000	
ES	685 (68.1)	321 (31.9)	1006	1006	
FI	831 (82.9)	172 (17.1)	1003	1003	
FR	823 (82.3)	177 (17.7)	1000	1000	
GB-GBN	716 (71.6)	284 (28.4)	1000	1000	
GB-NIR	183 (62.9)	108 (37.1)	291	291	
GR	664 (66.4)	336 (33.6)	1000	1000	
HU	615 (60.7)	399 (39.3)	1014	1014	
IE	644 (66.1)	331 (33.9)	975	975	
IT	771 (74.2)	268 (25.8)	1039	1039	
LT	691 (67.3)	335 (32.7)	1026	1026	
LU	354 (70.7)	147 (29.3)	501	501	
LV	617 (61.7)	383 (38.3)	1000	1000	
MT	364 (72.8)	136 (27.2)	500	500	
NL	871 (85.1)	153 (14.9)	1024	1024	
PL	562 (56.2)	438 (43.8)	1000	1000	
PT	749 (71.6)	297 (28.4)	1046	1046	
RO	731 (72.2)	282 (27.8)	1013	1013	
SE	799 (79.1)	211 (20.9)	1010	1010	
SI	678 (66.5)	342 (33.5)	1020	1020	
SK	679 (65.7)	355 (34.3)	1034	1034	
N Sum	18573	8001	26574		
N Valid Sum	18573	8001		26574	

v266 - QB15 IDENTITY PROT ACTION: MINIMUM INFO

Q.B15

In your daily life, what do you do to protect your identity? Please indicate all that apply in the following list.

(SHOW CARD – READ OUT – MULTIPLE ANSWERS POSSIBLE)

Q.B15_2 Give the minimum required information

0 Not mentioned

1 Mentioned

v266 by v7, Absolute Values (Row Percent), weighted by v8

	v266	0	1	N Sum	N Valid Sum
v7					
AT	379 (37.5)	631 (62.5)	1010	1010	
BE	329 (32.3)	691 (67.7)	1020	1020	
BG	482 (48.2)	518 (51.8)	1000	1000	
CY	177 (35.3)	324 (64.7)	501	501	
CZ	315 (31.0)	700 (69.0)	1015	1015	
DE-E	113 (21.3)	417 (78.7)	530	530	
DE-W	265 (26.8)	724 (73.2)	989	989	
DK	221 (21.9)	786 (78.1)	1007	1007	
EE	433 (43.3)	567 (56.7)	1000	1000	
ES	388 (38.6)	618 (61.4)	1006	1006	
FI	223 (22.2)	780 (77.8)	1003	1003	
FR	334 (33.4)	666 (66.6)	1000	1000	
GB-GBN	343 (34.3)	657 (65.7)	1000	1000	
GB-NIR	102 (35.1)	189 (64.9)	291	291	
GR	428 (42.8)	572 (57.2)	1000	1000	
HU	336 (33.1)	678 (66.9)	1014	1014	
IE	415 (42.6)	560 (57.4)	975	975	
IT	525 (50.5)	514 (49.5)	1039	1039	
LT	512 (49.9)	514 (50.1)	1026	1026	
LU	121 (24.2)	380 (75.8)	501	501	
LV	419 (41.9)	581 (58.1)	1000	1000	
MT	193 (38.6)	307 (61.4)	500	500	
NL	261 (25.5)	763 (74.5)	1024	1024	
PL	554 (55.4)	446 (44.6)	1000	1000	
PT	409 (39.1)	637 (60.9)	1046	1046	
RO	465 (45.9)	548 (54.1)	1013	1013	
SE	388 (38.4)	622 (61.6)	1010	1010	
SI	468 (45.9)	552 (54.1)	1020	1020	
SK	403 (39.0)	631 (61.0)	1034	1034	
N Sum	10001	16573	26574		
N Valid Sum	10001	16573		26574	

v267 - QB15 IDENTITY PROT ACTION: ADJUST INFO

Q.B15

In your daily life, what do you do to protect your identity? Please indicate all that apply in the following list.

(SHOW CARD – READ OUT – MULTIPLE ANSWERS POSSIBLE)

Q.B15_3 Adjust the information you disclose to different contexts (e.g., depending on whether you are dealing with a company, a bank or a website)

0 Not mentioned

1 Mentioned

v267 by v7, Absolute Values (Row Percent), weighted by v8

	v267	0	1	N Sum	N Valid Sum
v7					
AT	565 (55.9)	445 (44.1)	1010	1010	
BE	778 (76.3)	242 (23.7)	1020	1020	
BG	872 (87.2)	128 (12.8)	1000	1000	
CY	420 (83.8)	81 (16.2)	501	501	
CZ	621 (61.2)	394 (38.8)	1015	1015	
DE-E	283 (53.4)	247 (46.6)	530	530	
DE-W	551 (55.7)	438 (44.3)	989	989	
DK	445 (44.2)	562 (55.8)	1007	1007	
EE	809 (80.9)	191 (19.1)	1000	1000	
ES	818 (81.3)	188 (18.7)	1006	1006	
FI	819 (81.7)	184 (18.3)	1003	1003	
FR	688 (68.8)	312 (31.2)	1000	1000	
GB-GBN	848 (84.8)	152 (15.2)	1000	1000	
GB-NIR	240 (82.5)	51 (17.5)	291	291	
GR	836 (83.6)	164 (16.4)	1000	1000	
HU	879 (86.7)	135 (13.3)	1014	1014	
IE	842 (86.4)	133 (13.6)	975	975	
IT	782 (75.3)	257 (24.7)	1039	1039	
LT	928 (90.4)	98 (9.6)	1026	1026	
LU	270 (53.9)	231 (46.1)	501	501	
LV	878 (87.8)	122 (12.2)	1000	1000	
MT	394 (78.8)	106 (21.2)	500	500	
NL	617 (60.3)	407 (39.7)	1024	1024	
PL	711 (71.1)	289 (28.9)	1000	1000	
PT	903 (86.3)	143 (13.7)	1046	1046	
RO	952 (94.0)	61 (6.0)	1013	1013	
SE	425 (42.1)	585 (57.9)	1010	1010	
SI	785 (77.0)	235 (23.0)	1020	1020	
SK	749 (72.4)	285 (27.6)	1034	1034	
N Sum	19708	6866	26574		
N Valid Sum	19708	6866		26574	

v268 - QB15 IDENTITY PROT ACTION: WRONG INFO

Q.B15

In your daily life, what do you do to protect your identity? Please indicate all that apply in the following list.

(SHOW CARD – READ OUT – MULTIPLE ANSWERS POSSIBLE)

Q.B15_4 Provide wrong information

0 Not mentioned

1 Mentioned

v268 by v7, Absolute Values (Row Percent), weighted by v8

	v268	0	1	N Sum	N Valid Sum
v7					
AT	898 (88.9)	112 (11.1)		1010	1010
BE	923 (90.5)	97 (9.5)		1020	1020
BG	961 (96.1)	39 (3.9)		1000	1000
CY	483 (96.4)	18 (3.6)		501	501
CZ	939 (92.5)	76 (7.5)		1015	1015
DE-E	485 (91.5)	45 (8.5)		530	530
DE-W	914 (92.4)	75 (7.6)		989	989
DK	982 (97.5)	25 (2.5)		1007	1007
EE	975 (97.5)	25 (2.5)		1000	1000
ES	939 (93.3)	67 (6.7)		1006	1006
FI	969 (96.6)	34 (3.4)		1003	1003
FR	922 (92.2)	78 (7.8)		1000	1000
GB-GBN	945 (94.5)	55 (5.5)		1000	1000
GB-NIR	275 (94.5)	16 (5.5)		291	291
GR	912 (91.2)	88 (8.8)		1000	1000
HU	955 (94.2)	59 (5.8)		1014	1014
IE	934 (95.8)	41 (4.2)		975	975
IT	957 (92.1)	82 (7.9)		1039	1039
LT	967 (94.2)	59 (5.8)		1026	1026
LU	477 (95.2)	24 (4.8)		501	501
LV	937 (93.7)	63 (6.3)		1000	1000
MT	489 (97.8)	11 (2.2)		500	500
NL	934 (91.2)	90 (8.8)		1024	1024
PL	953 (95.3)	47 (4.7)		1000	1000
PT	971 (92.8)	75 (7.2)		1046	1046
RO	960 (94.8)	53 (5.2)		1013	1013
SE	948 (93.9)	62 (6.1)		1010	1010
SI	969 (95.0)	51 (5.0)		1020	1020
SK	959 (92.7)	75 (7.3)		1034	1034
N Sum	24932	1642		26574	
N Valid Sum	24932	1642			26574

v269 - QB15 IDENTITY PROT ACTION: ONLY IF TRUST

Q.B15

In your daily life, what do you do to protect your identity? Please indicate all that apply in the following list.

(SHOW CARD – READ OUT – MULTIPLE ANSWERS POSSIBLE)

Q.B15_5 Disclose information only to people / organisations you trust

0 Not mentioned

1 Mentioned

v269 by v7, Absolute Values (Row Percent), weighted by v8

	v269	0	1	N Sum	N Valid Sum
v7					
AT	493 (48.8)	517 (51.2)	1010	1010	
BE	456 (44.7)	564 (55.3)	1020	1020	
BG	520 (52.0)	480 (48.0)	1000	1000	
CY	222 (44.3)	279 (55.7)	501	501	
CZ	394 (38.8)	621 (61.2)	1015	1015	
DE-E	240 (45.3)	290 (54.7)	530	530	
DE-W	437 (44.2)	552 (55.8)	989	989	
DK	326 (32.4)	681 (67.6)	1007	1007	
EE	394 (39.4)	606 (60.6)	1000	1000	
ES	560 (55.7)	446 (44.3)	1006	1006	
FI	451 (45.0)	552 (55.0)	1003	1003	
FR	499 (49.9)	501 (50.1)	1000	1000	
GB-GBN	577 (57.7)	423 (42.3)	1000	1000	
GB-NIR	146 (50.2)	145 (49.8)	291	291	
GR	537 (53.7)	463 (46.3)	1000	1000	
HU	544 (53.6)	470 (46.4)	1014	1014	
IE	497 (51.0)	478 (49.0)	975	975	
IT	636 (61.2)	403 (38.8)	1039	1039	
LT	587 (57.2)	439 (42.8)	1026	1026	
LU	191 (38.1)	310 (61.9)	501	501	
LV	537 (53.7)	463 (46.3)	1000	1000	
MT	171 (34.2)	329 (65.8)	500	500	
NL	288 (28.1)	736 (71.9)	1024	1024	
PL	662 (66.2)	338 (33.8)	1000	1000	
PT	756 (72.3)	290 (27.7)	1046	1046	
RO	690 (68.1)	323 (31.9)	1013	1013	
SE	398 (39.4)	612 (60.6)	1010	1010	
SI	525 (51.5)	495 (48.5)	1020	1020	
SK	433 (41.9)	601 (58.1)	1034	1034	
N Sum	13167	13407	26574		
N Valid Sum	13167	13407		26574	

v270 - QB15 IDENTITY PROT ACTION: SHRED OLD RECORDS

Q.B15

In your daily life, what do you do to protect your identity? Please indicate all that apply in the following list.

(SHOW CARD – READ OUT – MULTIPLE ANSWERS POSSIBLE)

Q.B15_6 Shred old bills, bank statements, credit card receipts, etc.

0 Not mentioned

1 Mentioned

v270 by v7, Absolute Values (Row Percent), weighted by v8

	v270	0	1	N Sum	N Valid Sum
v7					
AT	766 (75.8)	244 (24.2)	1010	1010	
BE	748 (73.3)	272 (26.7)	1020	1020	
BG	824 (82.4)	176 (17.6)	1000	1000	
CY	388 (77.4)	113 (22.6)	501	501	
CZ	597 (58.8)	418 (41.2)	1015	1015	
DE-E	289 (54.5)	241 (45.5)	530	530	
DE-W	585 (59.2)	404 (40.8)	989	989	
DK	779 (77.4)	228 (22.6)	1007	1007	
EE	650 (65.0)	350 (35.0)	1000	1000	
ES	787 (78.2)	219 (21.8)	1006	1006	
FI	581 (57.9)	422 (42.1)	1003	1003	
FR	739 (73.9)	261 (26.1)	1000	1000	
GB-GBN	414 (41.4)	586 (58.6)	1000	1000	
GB-NIR	127 (43.6)	164 (56.4)	291	291	
GR	857 (85.7)	143 (14.3)	1000	1000	
HU	853 (84.1)	161 (15.9)	1014	1014	
IE	511 (52.4)	464 (47.6)	975	975	
IT	939 (90.4)	100 (9.6)	1039	1039	
LT	772 (75.2)	254 (24.8)	1026	1026	
LU	372 (74.3)	129 (25.7)	501	501	
LV	708 (70.8)	292 (29.2)	1000	1000	
MT	424 (84.8)	76 (15.2)	500	500	
NL	717 (70.0)	307 (30.0)	1024	1024	
PL	774 (77.4)	226 (22.6)	1000	1000	
PT	958 (91.6)	88 (8.4)	1046	1046	
RO	912 (90.0)	101 (10.0)	1013	1013	
SE	723 (71.6)	287 (28.4)	1010	1010	
SI	798 (78.2)	222 (21.8)	1020	1020	
SK	820 (79.3)	214 (20.7)	1034	1034	
N Sum	19412	7162	26574		
N Valid Sum	19412	7162		26574	

v271 - QB15 IDENTITY PROT ACTION: NO ONLINE CARD PAYMENT

Q.B15

In your daily life, what do you do to protect your identity? Please indicate all that apply in the following list.

(SHOW CARD – READ OUT – MULTIPLE ANSWERS POSSIBLE)

Q.B15_7 Do not disclose payment card details online

0 Not mentioned

1 Mentioned

v271 by v7, Absolute Values (Row Percent), weighted by v8

	v271	0	1	N Sum	N Valid Sum
v7					
AT	593 (58.7)	417 (41.3)	1010	1010	
BE	550 (53.9)	470 (46.1)	1020	1020	
BG	960 (96.0)	40 (4.0)	1000	1000	
CY	402 (80.2)	99 (19.8)	501	501	
CZ	493 (48.6)	522 (51.4)	1015	1015	
DE-E	278 (52.5)	252 (47.5)	530	530	
DE-W	593 (60.0)	396 (40.0)	989	989	
DK	830 (82.4)	177 (17.6)	1007	1007	
EE	411 (41.1)	589 (58.9)	1000	1000	
ES	786 (78.1)	220 (21.9)	1006	1006	
FI	636 (63.4)	367 (36.6)	1003	1003	
FR	641 (64.1)	359 (35.9)	1000	1000	
GB-GBN	704 (70.4)	296 (29.6)	1000	1000	
GB-NIR	206 (70.8)	85 (29.2)	291	291	
GR	782 (78.2)	218 (21.8)	1000	1000	
HU	848 (83.6)	166 (16.4)	1014	1014	
IE	771 (79.1)	204 (20.9)	975	975	
IT	857 (82.5)	182 (17.5)	1039	1039	
LT	607 (59.2)	419 (40.8)	1026	1026	
LU	286 (57.1)	215 (42.9)	501	501	
LV	647 (64.7)	353 (35.3)	1000	1000	
MT	382 (76.4)	118 (23.6)	500	500	
NL	554 (54.1)	470 (45.9)	1024	1024	
PL	790 (79.0)	210 (21.0)	1000	1000	
PT	946 (90.4)	100 (9.6)	1046	1046	
RO	865 (85.4)	148 (14.6)	1013	1013	
SE	629 (62.3)	381 (37.7)	1010	1010	
SI	607 (59.5)	413 (40.5)	1020	1020	
SK	624 (60.3)	410 (39.7)	1034	1034	
N Sum	18278	8296	26574		
N Valid Sum	18278	8296		26574	

v272 - QB15 IDENTITY PROT ACTION: NOT DISCL NAMES/PASSW

Q.B15

In your daily life, what do you do to protect your identity? Please indicate all that apply in the following list.

(SHOW CARD – READ OUT – MULTIPLE ANSWERS POSSIBLE)

Q.B15_8 Do not disclose your user names and passwords

0 Not mentioned

1 Mentioned

v272 by v7, Absolute Values (Row Percent), weighted by v8

	v272	0	1	N Sum	N Valid Sum
v7					
AT	487 (48.2)	523 (51.8)	1010	1010	
BE	469 (46.0)	551 (54.0)	1020	1020	
BG	845 (84.5)	155 (15.5)	1000	1000	
CY	364 (72.7)	137 (27.3)	501	501	
CZ	399 (39.3)	616 (60.7)	1015	1015	
DE-E	161 (30.4)	369 (69.6)	530	530	
DE-W	375 (37.9)	614 (62.1)	989	989	
DK	336 (33.4)	671 (66.6)	1007	1007	
EE	329 (32.9)	671 (67.1)	1000	1000	
ES	683 (67.9)	323 (32.1)	1006	1006	
FI	227 (22.6)	776 (77.4)	1003	1003	
FR	429 (42.9)	571 (57.1)	1000	1000	
GB-GBN	452 (45.2)	548 (54.8)	1000	1000	
GB-NIR	118 (40.5)	173 (59.5)	291	291	
GR	681 (68.1)	319 (31.9)	1000	1000	
HU	778 (76.7)	236 (23.3)	1014	1014	
IE	561 (57.5)	414 (42.5)	975	975	
IT	897 (86.3)	142 (13.7)	1039	1039	
LT	534 (52.0)	492 (48.0)	1026	1026	
LU	172 (34.3)	329 (65.7)	501	501	
LV	405 (40.5)	595 (59.5)	1000	1000	
MT	310 (62.0)	190 (38.0)	500	500	
NL	273 (26.7)	751 (73.3)	1024	1024	
PL	678 (67.8)	322 (32.2)	1000	1000	
PT	821 (78.5)	225 (21.5)	1046	1046	
RO	760 (75.0)	253 (25.0)	1013	1013	
SE	223 (22.1)	787 (77.9)	1010	1010	
SI	508 (49.8)	512 (50.2)	1020	1020	
SK	501 (48.5)	533 (51.5)	1034	1034	
N Sum	13776	12798	26574		
N Valid Sum	13776	12798		26574	

v273 - QB15 IDENTITY PROT ACTION: NOT DISCL BANK DETAILS

Q.B15

In your daily life, what do you do to protect your identity? Please indicate all that apply in the following list.

(SHOW CARD – READ OUT – MULTIPLE ANSWERS POSSIBLE)

Q.B15_9 Do not disclose your bank details or PIN numbers

0 Not mentioned

1 Mentioned

v273 by v7, Absolute Values (Row Percent), weighted by v8

	v273	0	1	N Sum	N Valid Sum
v7					
AT	407 (40.3)	603 (59.7)	1010	1010	
BE	348 (34.1)	672 (65.9)	1020	1020	
BG	642 (64.2)	358 (35.8)	1000	1000	
CY	300 (59.9)	201 (40.1)	501	501	
CZ	305 (30.0)	710 (70.0)	1015	1015	
DE-E	94 (17.7)	436 (82.3)	530	530	
DE-W	253 (25.6)	736 (74.4)	989	989	
DK	225 (22.3)	782 (77.7)	1007	1007	
EE	207 (20.7)	793 (79.3)	1000	1000	
ES	585 (58.2)	421 (41.8)	1006	1006	
FI	213 (21.2)	790 (78.8)	1003	1003	
FR	312 (31.2)	688 (68.8)	1000	1000	
GB-GBN	347 (34.7)	653 (65.3)	1000	1000	
GB-NIR	62 (21.3)	229 (78.7)	291	291	
GR	478 (47.8)	522 (52.2)	1000	1000	
HU	560 (55.2)	454 (44.8)	1014	1014	
IE	389 (39.9)	586 (60.1)	975	975	
IT	755 (72.7)	284 (27.3)	1039	1039	
LT	412 (40.2)	614 (59.8)	1026	1026	
LU	131 (26.1)	370 (73.9)	501	501	
LV	242 (24.2)	758 (75.8)	1000	1000	
MT	209 (41.8)	291 (58.2)	500	500	
NL	168 (16.4)	856 (83.6)	1024	1024	
PL	658 (65.8)	342 (34.2)	1000	1000	
PT	638 (61.0)	408 (39.0)	1046	1046	
RO	658 (65.0)	355 (35.0)	1013	1013	
SE	152 (15.0)	858 (85.0)	1010	1010	
SI	272 (26.7)	748 (73.3)	1020	1020	
SK	361 (34.9)	673 (65.1)	1034	1034	
N Sum	10383	16191	26574		
N Valid Sum	10383	16191		26574	

v274 - QB15 IDENTITY PROT ACTION: OTHER

Q.B15

In your daily life, what do you do to protect your identity? Please indicate all that apply in the following list.

(SHOW CARD – READ OUT – MULTIPLE ANSWERS POSSIBLE)

Q.B15_10 Other (SPONTANEOUS)

0 Not mentioned

1 Mentioned

v274 by v7, Absolute Values (Row Percent), weighted by v8

v7	v274	0	1	N Sum	N Valid Sum
AT	997 (98.7)	13 (1.3)		1010	1010
BE	1016 (99.6)	4 (0.4)		1020	1020
BG	997 (99.7)	3 (0.3)		1000	1000
CY	499 (99.6)	2 (0.4)		501	501
CZ	1015 (100.0)			1015	1015
DE-E	529 (99.8)	1 (0.2)		530	530
DE-W	989 (100.0)	0 (0.0)		989	989
DK	1004 (99.6)	4 (0.4)		1008	1008
EE	998 (99.8)	2 (0.2)		1000	1000
ES	1002 (99.6)	4 (0.4)		1006	1006
FI	996 (99.3)	7 (0.7)		1003	1003
FR	989 (98.9)	11 (1.1)		1000	1000
GB-GBN	987 (98.7)	13 (1.3)		1000	1000
GB-NIR	283 (97.3)	8 (2.7)		291	291
GR	996 (99.6)	4 (0.4)		1000	1000
HU	1009 (99.5)	5 (0.5)		1014	1014
IE	967 (99.2)	8 (0.8)		975	975
IT	1032 (99.3)	7 (0.7)		1039	1039
LT	1019 (99.3)	7 (0.7)		1026	1026
LU	501 (100.0)			501	501
LV	1000 (100.0)			1000	1000
MT	499 (99.8)	1 (0.2)		500	500
NL	1023 (99.9)	1 (0.1)		1024	1024
PL	999 (99.9)	1 (0.1)		1000	1000
PT	1041 (99.5)	5 (0.5)		1046	1046
RO	1000 (98.7)	13 (1.3)		1013	1013
SE	1004 (99.4)	6 (0.6)		1010	1010
SI	1010 (99.0)	10 (1.0)		1020	1020
SK	1030 (99.6)	4 (0.4)		1034	1034
N Sum	26431	144		26575	
N Valid Sum	26431	144			26575

v275 - QB15 IDENTITY PROT ACTION: NONE

Q.B15

In your daily life, what do you do to protect your identity? Please indicate all that apply in the following list.

(SHOW CARD – READ OUT – MULTIPLE ANSWERS POSSIBLE)

Q.B15_11 None (SPONTANEOUS)

0 Not mentioned

1 Mentioned

v275 by v7, Absolute Values (Row Percent), weighted by v8

v7	v275	0	1	N Sum	N Valid Sum
AT	975 (96.5)	35 (3.5)		1010	1010
BE	992 (97.3)	28 (2.7)		1020	1020
BG	904 (90.4)	96 (9.6)		1000	1000
CY	445 (88.8)	56 (11.2)		501	501
CZ	1002 (98.7)	13 (1.3)		1015	1015
DE-E	524 (98.9)	6 (1.1)		530	530
DE-W	968 (97.9)	21 (2.1)		989	989
DK	991 (98.4)	16 (1.6)		1007	1007
EE	974 (97.4)	26 (2.6)		1000	1000
ES	952 (94.6)	54 (5.4)		1006	1006
FI	979 (97.6)	24 (2.4)		1003	1003
FR	968 (96.8)	32 (3.2)		1000	1000
GB-GBN	956 (95.6)	44 (4.4)		1000	1000
GB-NIR	280 (96.2)	11 (3.8)		291	291
GR	939 (93.9)	61 (6.1)		1000	1000
HU	961 (94.8)	53 (5.2)		1014	1014
IE	947 (97.1)	28 (2.9)		975	975
IT	906 (87.2)	133 (12.8)		1039	1039
LT	943 (91.9)	83 (8.1)		1026	1026
LU	493 (98.4)	8 (1.6)		501	501
LV	970 (97.0)	30 (3.0)		1000	1000
MT	474 (94.8)	26 (5.2)		500	500
NL	1006 (98.2)	18 (1.8)		1024	1024
PL	934 (93.4)	66 (6.6)		1000	1000
PT	917 (87.7)	129 (12.3)		1046	1046
RO	915 (90.3)	98 (9.7)		1013	1013
SE	989 (97.9)	21 (2.1)		1010	1010
SI	988 (96.9)	32 (3.1)		1020	1020
SK	1013 (98.0)	21 (2.0)		1034	1034
N Sum	25305	1269		26574	
N Valid Sum	25305	1269			26574

v276 - QB15 IDENTITY PROT ACTION: DK

Q.B15

In your daily life, what do you do to protect your identity? Please indicate all that apply in the following list.

(SHOW CARD – READ OUT – MULTIPLE ANSWERS POSSIBLE)

Q.B15_12 DK

0 Not mentioned

1 Mentioned

v276 by v7, Absolute Values (Row Percent), weighted by v8

	v276	0	1	N Sum	N Valid Sum
v7					
AT	1006 (99.6)	4 (0.4)		1010	1010
BE	1016 (99.6)	4 (0.4)		1020	1020
BG	978 (97.8)	22 (2.2)		1000	1000
CY	500 (99.8)	1 (0.2)		501	501
CZ	1012 (99.7)	3 (0.3)		1015	1015
DE-E	530 (100.0)	0 (0.0)		530	530
DE-W	984 (99.5)	5 (0.5)		989	989
DK	1002 (99.5)	5 (0.5)		1007	1007
EE	992 (99.2)	8 (0.8)		1000	1000
ES	1002 (99.6)	4 (0.4)		1006	1006
FI	1002 (99.9)	1 (0.1)		1003	1003
FR	985 (98.5)	15 (1.5)		1000	1000
GB-GBN	989 (98.9)	11 (1.1)		1000	1000
GB-NIR	289 (99.3)	2 (0.7)		291	291
GR	999 (99.9)	1 (0.1)		1000	1000
HU	1007 (99.3)	7 (0.7)		1014	1014
IE	957 (98.2)	18 (1.8)		975	975
IT	1026 (98.7)	13 (1.3)		1039	1039
LT	1015 (98.9)	11 (1.1)		1026	1026
LU	500 (99.8)	1 (0.2)		501	501
LV	999 (99.9)	1 (0.1)		1000	1000
MT	496 (99.2)	4 (0.8)		500	500
NL	1022 (99.8)	2 (0.2)		1024	1024
PL	973 (97.3)	27 (2.7)		1000	1000
PT	1037 (99.1)	9 (0.9)		1046	1046
RO	957 (94.5)	56 (5.5)		1013	1013
SE	1010 (100.0)			1010	1010
SI	1019 (99.9)	1 (0.1)		1020	1020
SK	1030 (99.6)	4 (0.4)		1034	1034
N Sum	26334	240		26574	
N Valid Sum	26334	240			26574

v277 - QB16 IDENTITY PROT INTERNET: DUMMY E-MAIL

Q.B16

ASK Q.B16 TO Q.B23 IF "USE THE INTERNET", CODE 1 TO 5 IN D.62_1 OR D.62_2 OR D.62_3 – OTHERS GO TO Q.B24

And, specifically on the Internet, what do you do to protect your identity? Please indicate all that apply in the following list.

(SHOW CARD – READ OUT – MULTIPLE ANSWERS POSSIBLE)

Q.B16_1 Use a dummy email account

0 Not mentioned

1 Mentioned

9 Inap. Not use internet (not coded 1 to 5 in V98 or V99 or V100)

v277 by v7, Absolute Values (Row Percent), weighted by v8

v7	v277	0	1	9	N Sum	N Valid Sum
		M				
AT	494 (74.5)	169 (25.5)	348	1011	663	
BE	647 (89.0)	80 (11.0)	293	1020	727	
BG	387 (85.1)	68 (14.9)	545	1000	455	
CY	203 (86.8)	31 (13.2)	267	501	234	
CZ	634 (93.9)	41 (6.1)	340	1015	675	
DE-E	281 (77.8)	80 (22.2)	169	530	361	
DE-W	651 (85.5)	110 (14.5)	228	989	761	
DK	859 (94.4)	51 (5.6)	98	1008	910	
EE	635 (87.2)	93 (12.8)	272	1000	728	
ES	516 (90.5)	54 (9.5)	436	1006	570	
FI	721 (89.8)	82 (10.2)	201	1004	803	
FR	636 (88.1)	86 (11.9)	278	1000	722	
GB-GBN	701 (91.6)	64 (8.4)	235	1000	765	
GB-NIR	185 (92.0)	16 (8.0)	90	291	201	
GR	384 (88.1)	52 (11.9)	564	1000	436	
HU	498 (91.5)	46 (8.5)	470	1014	544	
IE	614 (91.8)	55 (8.2)	306	975	669	
IT	524 (88.8)	66 (11.2)	449	1039	590	
LT	543 (90.0)	60 (10.0)	422	1025	603	
LU	345 (88.2)	46 (11.8)	111	502	391	
LV	651 (91.6)	60 (8.4)	289	1000	711	
MT	271 (93.8)	18 (6.2)	211	500	289	
NL	844 (87.4)	122 (12.6)	58	1024	966	
PL	507 (88.8)	64 (11.2)	430	1001	571	
PT	328 (86.8)	50 (13.2)	668	1046	378	
RO	388 (89.4)	46 (10.6)	579	1013	434	
SE	782 (84.7)	141 (15.3)	88	1011	923	
SI	620 (91.4)	58 (8.6)	342	1020	678	
SK	631 (89.4)	75 (10.6)	328	1034	706	
N Sum	15480	1984	9115	26579		
N Valid Sum	15480	1984			17464	

v278 - QB16 IDENTITY PROT INTERNET: ANTI-SPY SOFTW

Q.B16

ASK Q.B16 TO Q.B23 IF "USE THE INTERNET", CODE 1 TO 5 IN D.62_1 OR D.62_2 OR D.62_3 – OTHERS GO TO Q.B24

And, specifically on the Internet, what do you do to protect your identity? Please indicate all that apply in the following list.

(SHOW CARD – READ OUT – MULTIPLE ANSWERS POSSIBLE)

Q.B16_2 Use anti-spy software

0 Not mentioned

1 Mentioned

9 Inap. Not use internet (not coded 1 to 5 in V98 or V99 or V100)

v278 by v7, Absolute Values (Row Percent), weighted by v8

v7	v278	0	1	9	N Sum	N Valid Sum
		M				
AT	412 (62.2)	250 (37.8)	348	1010	662	
BE	399 (54.9)	328 (45.1)	293	1020	727	
BG	434 (95.4)	21 (4.6)	545	1000	455	
CY	189 (80.4)	46 (19.6)	267	502	235	
CZ	431 (63.9)	244 (36.1)	340	1015	675	
DE-E	160 (44.3)	201 (55.7)	169	530	361	
DE-W	353 (46.4)	408 (53.6)	228	989	761	
DK	308 (33.8)	602 (66.2)	98	1008	910	
EE	469 (64.4)	259 (35.6)	272	1000	728	
ES	399 (70.0)	171 (30.0)	436	1006	570	
FI	456 (56.8)	347 (43.2)	201	1004	803	
FR	531 (73.5)	191 (26.5)	278	1000	722	
GB-GBN	284 (37.1)	481 (62.9)	235	1000	765	
GB-NIR	98 (48.8)	103 (51.2)	90	291	201	
GR	355 (81.6)	80 (18.4)	564	999	435	
HU	420 (77.2)	124 (22.8)	470	1014	544	
IE	355 (53.1)	314 (46.9)	306	975	669	
IT	490 (83.2)	99 (16.8)	449	1038	589	
LT	501 (83.1)	102 (16.9)	422	1025	603	
LU	177 (45.4)	213 (54.6)	111	501	390	
LV	629 (88.3)	83 (11.7)	289	1001	712	
MT	139 (48.1)	150 (51.9)	211	500	289	
NL	323 (33.4)	643 (66.6)	58	1024	966	
PL	451 (79.1)	119 (20.9)	430	1000	570	
PT	227 (60.1)	151 (39.9)	668	1046	378	
RO	346 (79.7)	88 (20.3)	579	1013	434	
SE	526 (57.0)	396 (43.0)	88	1010	922	
SI	353 (52.1)	324 (47.9)	342	1019	677	
SK	526 (74.5)	180 (25.5)	328	1034	706	
N Sum	10741	6718	9115	26574		
N Valid Sum	10741	6718			17459	

v279 - QB16 IDENTITY PROT INTERNET: DELETE COOKIES

Q.B16

ASK Q.B16 TO Q.B23 IF "USE THE INTERNET", CODE 1 TO 5 IN D.62_1 OR D.62_2 OR D.62_3 – OTHERS GO TO Q.B24

And, specifically on the Internet, what do you do to protect your identity? Please indicate all that apply in the following list.

(SHOW CARD – READ OUT – MULTIPLE ANSWERS POSSIBLE)

Q.B16_3 Delete cookies

0 Not mentioned

1 Mentioned

9 Inap. Not use internet (not coded 1 to 5 in V98 or V99 or V100)

v279 by v7, Absolute Values (Row Percent), weighted by v8

v7	v279	0	1	9	N Sum	N Valid Sum
		M				
AT	406 (61.2)	257 (38.8)	348	1011	663	
BE	435 (59.8)	292 (40.2)	293	1020	727	
BG	402 (88.4)	53 (11.6)	545	1000	455	
CY	176 (75.2)	58 (24.8)	267	501	234	
CZ	523 (77.6)	151 (22.4)	340	1014	674	
DE-E	172 (47.6)	189 (52.4)	169	530	361	
DE-W	443 (58.2)	318 (41.8)	228	989	761	
DK	483 (53.1)	426 (46.9)	98	1007	909	
EE	518 (71.2)	210 (28.8)	272	1000	728	
ES	395 (69.3)	175 (30.7)	436	1006	570	
FI	464 (57.9)	338 (42.1)	201	1003	802	
FR	441 (61.1)	281 (38.9)	278	1000	722	
GB-GBN	415 (54.2)	350 (45.8)	235	1000	765	
GB-NIR	148 (73.6)	53 (26.4)	90	291	201	
GR	354 (81.4)	81 (18.6)	564	999	435	
HU	454 (83.5)	90 (16.5)	470	1014	544	
IE	509 (76.1)	160 (23.9)	306	975	669	
IT	452 (76.7)	137 (23.3)	449	1038	589	
LT	496 (82.1)	108 (17.9)	422	1026	604	
LU	185 (47.4)	205 (52.6)	111	501	390	
LV	524 (73.7)	187 (26.3)	289	1000	711	
MT	199 (68.9)	90 (31.1)	211	500	289	
NL	455 (47.1)	511 (52.9)	58	1024	966	
PL	465 (81.6)	105 (18.4)	430	1000	570	
PT	292 (77.5)	85 (22.5)	668	1045	377	
RO	391 (90.1)	43 (9.9)	579	1013	434	
SE	544 (59.0)	378 (41.0)	88	1010	922	
SI	452 (66.7)	226 (33.3)	342	1020	678	
SK	570 (80.9)	135 (19.1)	328	1033	705	
N Sum	11763	5692	9115	26570		
N Valid Sum	11763	5692			17455	

v280 - QB16 IDENTITY PROT INTERNET: LIMIT SPAMS

Q.B16

ASK Q.B16 TO Q.B23 IF "USE THE INTERNET", CODE 1 TO 5 IN D.62_1 OR D.62_2 OR D.62_3 – OTHERS GO TO Q.B24

And, specifically on the Internet, what do you do to protect your identity? Please indicate all that apply in the following list.

(SHOW CARD – READ OUT – MULTIPLE ANSWERS POSSIBLE)

Q.B16_4 Use tools and strategies to limit unwanted emails (spams)

0 Not mentioned

1 Mentioned

9 Inap. Not use internet (not coded 1 to 5 in V98 or V99 or V100)

v280 by v7, Absolute Values (Row Percent), weighted by v8

v7	v280	0	1	9	N Sum	N Valid Sum
		M				
AT	356 (53.8)	306 (46.2)	348	1010	662	
BE	353 (48.6)	373 (51.4)	293	1019	726	
BG	335 (73.6)	120 (26.4)	545	1000	455	
CY	178 (76.1)	56 (23.9)	267	501	234	
CZ	376 (55.7)	299 (44.3)	340	1015	675	
DE-E	183 (50.7)	178 (49.3)	169	530	361	
DE-W	440 (57.8)	321 (42.2)	228	989	761	
DK	254 (27.9)	655 (72.1)	98	1007	909	
EE	424 (58.2)	304 (41.8)	272	1000	728	
ES	376 (66.0)	194 (34.0)	436	1006	570	
FI	355 (44.3)	447 (55.7)	201	1003	802	
FR	369 (51.1)	353 (48.9)	278	1000	722	
GB-GBN	368 (48.1)	397 (51.9)	235	1000	765	
GB-NIR	109 (54.2)	92 (45.8)	90	291	201	
GR	334 (76.6)	102 (23.4)	564	1000	436	
HU	329 (60.5)	215 (39.5)	470	1014	544	
IE	442 (66.2)	226 (33.8)	306	974	668	
IT	408 (69.3)	181 (30.7)	449	1038	589	
LT	457 (75.8)	146 (24.2)	422	1025	603	
LU	141 (36.2)	249 (63.8)	111	501	390	
LV	574 (80.7)	137 (19.3)	289	1000	711	
MT	160 (55.4)	129 (44.6)	211	500	289	
NL	364 (37.7)	602 (62.3)	58	1024	966	
PL	440 (77.2)	130 (22.8)	430	1000	570	
PT	306 (81.2)	71 (18.8)	668	1045	377	
RO	339 (78.1)	95 (21.9)	579	1013	434	
SE	345 (37.4)	577 (62.6)	88	1010	922	
SI	422 (62.2)	256 (37.8)	342	1020	678	
SK	473 (67.1)	232 (32.9)	328	1033	705	
N Sum	10010	7443	9115	26568		
N Valid Sum	10010	7443			17453	

v281 - QB16 IDENTITY PROT INTERNET: TRANSACTION SECURITY

Q.B16

ASK Q.B16 TO Q.B23 IF "USE THE INTERNET", CODE 1 TO 5 IN D.62_1 OR D.62_2 OR D.62_3 – OTHERS GO TO Q.B24

And, specifically on the Internet, what do you do to protect your identity? Please indicate all that apply in the following list.

(SHOW CARD – READ OUT – MULTIPLE ANSWERS POSSIBLE)

Q.B16_5 Check that the transaction is protected or the site has a safety logo / label

0 Not mentioned

1 Mentioned

9 Inap. Not use internet (not coded 1 to 5 in V98 or V99 or V100)

v281 by v7, Absolute Values (Row Percent), weighted by v8

v7	v281	0	1	9	N Sum	N Valid Sum
		M				
AT	432 (65.2)	231 (34.8)	348	1011	663	
BE	453 (62.3)	274 (37.7)	293	1020	727	
BG	395 (86.8)	60 (13.2)	545	1000	455	
CY	166 (70.6)	69 (29.4)	267	502	235	
CZ	472 (70.0)	202 (30.0)	340	1014	674	
DE-E	172 (47.6)	189 (52.4)	169	530	361	
DE-W	413 (54.3)	348 (45.7)	228	989	761	
DK	450 (49.5)	459 (50.5)	98	1007	909	
EE	529 (72.6)	200 (27.4)	272	1001	729	
ES	421 (73.9)	149 (26.1)	436	1006	570	
FI	559 (69.7)	243 (30.3)	201	1003	802	
FR	318 (44.0)	404 (56.0)	278	1000	722	
GB-GBN	429 (56.1)	336 (43.9)	235	1000	765	
GB-NIR	108 (53.7)	93 (46.3)	90	291	201	
GR	314 (72.0)	122 (28.0)	564	1000	436	
HU	387 (71.1)	157 (28.9)	470	1014	544	
IE	401 (60.0)	267 (40.0)	306	974	668	
IT	418 (71.0)	171 (29.0)	449	1038	589	
LT	502 (83.1)	102 (16.9)	422	1026	604	
LU	178 (45.6)	212 (54.4)	111	501	390	
LV	531 (74.7)	180 (25.3)	289	1000	711	
MT	150 (51.9)	139 (48.1)	211	500	289	
NL	415 (43.0)	551 (57.0)	58	1024	966	
PL	391 (68.6)	179 (31.4)	430	1000	570	
PT	296 (78.3)	82 (21.7)	668	1046	378	
RO	377 (86.9)	57 (13.1)	579	1013	434	
SE	496 (53.7)	427 (46.3)	88	1011	923	
SI	472 (69.7)	205 (30.3)	342	1019	677	
SK	484 (68.6)	222 (31.4)	328	1034	706	
N Sum	11129	6330	9115	26574		
N Valid Sum	11129	6330			17459	

v282 - QB16 IDENTITY PROT INTERNET: AVOID SAME INFO

Q.B16

ASK Q.B16 TO Q.B23 IF "USE THE INTERNET", CODE 1 TO 5 IN D.62_1 OR D.62_2 OR D.62_3 – OTHERS GO TO Q.B24

And, specifically on the Internet, what do you do to protect your identity? Please indicate all that apply in the following list.

(SHOW CARD – READ OUT – MULTIPLE ANSWERS POSSIBLE)

Q.B16_6 Avoid providing the same information to different sites

0 Not mentioned

1 Mentioned

9 Inap. Not use internet (not coded 1 to 5 in V98 or V99 or V100)

v282 by v7, Absolute Values (Row Percent), weighted by v8

v7	v282	0	1	9	N Sum	N Valid Sum
				M		
AT	502 (75.8)	160 (24.2)	348	1010	662	
BE	574 (79.0)	153 (21.0)	293	1020	727	
BG	352 (77.4)	103 (22.6)	545	1000	455	
CY	168 (71.8)	66 (28.2)	267	501	234	
CZ	474 (70.2)	201 (29.8)	340	1015	675	
DE-E	239 (66.2)	122 (33.8)	169	530	361	
DE-W	562 (73.9)	199 (26.1)	228	989	761	
DK	799 (87.9)	110 (12.1)	98	1007	909	
EE	570 (78.3)	158 (21.7)	272	1000	728	
ES	412 (72.3)	158 (27.7)	436	1006	570	
FI	601 (74.9)	201 (25.1)	201	1003	802	
FR	612 (84.8)	110 (15.2)	278	1000	722	
GB-GBN	641 (83.8)	124 (16.2)	235	1000	765	
GB-NIR	171 (85.1)	30 (14.9)	90	291	201	
GR	355 (81.4)	81 (18.6)	564	1000	436	
HU	443 (81.4)	101 (18.6)	470	1014	544	
IE	551 (82.4)	118 (17.6)	306	975	669	
IT	486 (82.4)	104 (17.6)	449	1039	590	
LT	495 (82.1)	108 (17.9)	422	1025	603	
LU	302 (77.4)	88 (22.6)	111	501	390	
LV	520 (73.1)	191 (26.9)	289	1000	711	
MT	222 (76.8)	67 (23.2)	211	500	289	
NL	816 (84.4)	151 (15.6)	58	1025	967	
PL	453 (79.5)	117 (20.5)	430	1000	570	
PT	290 (76.7)	88 (23.3)	668	1046	378	
RO	329 (75.8)	105 (24.2)	579	1013	434	
SE	774 (83.9)	148 (16.1)	88	1010	922	
SI	515 (76.1)	162 (23.9)	342	1019	677	
SK	384 (54.4)	322 (45.6)	328	1034	706	
N Sum	13612	3846	9115	26573		
N Valid Sum	13612	3846			17458	

v283 - QB16 IDENTITY PROT INTERNET: BROWSER SECURITY

Q.B16

ASK Q.B16 TO Q.B23 IF "USE THE INTERNET", CODE 1 TO 5 IN D.62_1 OR D.62_2 OR D.62_3 – OTHERS GO TO Q.B24

And, specifically on the Internet, what do you do to protect your identity? Please indicate all that apply in the following list.

(SHOW CARD – READ OUT – MULTIPLE ANSWERS POSSIBLE)

Q.B16_7 Change the security settings of your browser to increase privacy

0 Not mentioned

1 Mentioned

9 Inap. Not use internet (not coded 1 to 5 in V98 or V99 or V100)

v283 by v7, Absolute Values (Row Percent), weighted by v8

v7	v283	0	1	9	N Sum	N Valid Sum
		M				
AT	525 (79.3)	137 (20.7)	348	1010	662	
BE	561 (77.2)	166 (22.8)	293	1020	727	
BG	398 (87.5)	57 (12.5)	545	1000	455	
CY	182 (77.4)	53 (22.6)	267	502	235	
CZ	577 (85.6)	97 (14.4)	340	1014	674	
DE-E	236 (65.2)	126 (34.8)	169	531	362	
DE-W	546 (71.7)	215 (28.3)	228	989	761	
DK	661 (72.7)	248 (27.3)	98	1007	909	
EE	545 (74.9)	183 (25.1)	272	1000	728	
ES	491 (86.1)	79 (13.9)	436	1006	570	
FI	603 (75.1)	200 (24.9)	201	1004	803	
FR	553 (76.6)	169 (23.4)	278	1000	722	
GB-GBN	561 (73.3)	204 (26.7)	235	1000	765	
GB-NIR	157 (78.1)	44 (21.9)	90	291	201	
GR	353 (81.0)	83 (19.0)	564	1000	436	
HU	428 (78.7)	116 (21.3)	470	1014	544	
IE	533 (79.7)	136 (20.3)	306	975	669	
IT	483 (82.0)	106 (18.0)	449	1038	589	
LT	533 (88.2)	71 (11.8)	422	1026	604	
LU	270 (69.1)	121 (30.9)	111	502	391	
LV	583 (81.9)	129 (18.1)	289	1001	712	
MT	229 (79.2)	60 (20.8)	211	500	289	
NL	687 (71.1)	279 (28.9)	58	1024	966	
PL	492 (86.3)	78 (13.7)	430	1000	570	
PT	323 (85.4)	55 (14.6)	668	1046	378	
RO	396 (91.2)	38 (8.8)	579	1013	434	
SE	732 (79.3)	191 (20.7)	88	1011	923	
SI	518 (76.5)	159 (23.5)	342	1019	677	
SK	569 (80.6)	137 (19.4)	328	1034	706	
N Sum	13725	3737	9115	26577		
N Valid Sum	13725	3737			17462	

v284 - QB16 IDENTITY PROT INTERNET: MAINTAIN AWARENESS

Q.B16

ASK Q.B16 TO Q.B23 IF "USE THE INTERNET", CODE 1 TO 5 IN D.62_1 OR D.62_2 OR D.62_3 – OTHERS GO TO Q.B24

And, specifically on the Internet, what do you do to protect your identity? Please indicate all that apply in the following list.

(SHOW CARD – READ OUT – MULTIPLE ANSWERS POSSIBLE)

Q.B16_8 Use a search engine to maintain awareness of what information circulates about you on the Internet

0 Not mentioned

1 Mentioned

9 Inap. Not use internet (not coded 1 to 5 in V98 or V99 or V100)

v284 by v7, Absolute Values (Row Percent), weighted by v8

v7	v284	0	1	9	N Sum	N Valid Sum
		M				
AT	560 (84.6)	102 (15.4)	348	1010	662	
BE	638 (87.9)	88 (12.1)	293	1019	726	
BG	365 (80.2)	90 (19.8)	545	1000	455	
CY	206 (88.0)	28 (12.0)	267	501	234	
CZ	605 (89.6)	70 (10.4)	340	1015	675	
DE-E	277 (76.5)	85 (23.5)	169	531	362	
DE-W	626 (82.3)	135 (17.7)	228	989	761	
DK	785 (86.3)	125 (13.7)	98	1008	910	
EE	551 (75.7)	177 (24.3)	272	1000	728	
ES	513 (90.0)	57 (10.0)	436	1006	570	
FI	649 (80.9)	153 (19.1)	201	1003	802	
FR	620 (85.9)	102 (14.1)	278	1000	722	
GB-GBN	656 (85.8)	109 (14.2)	235	1000	765	
GB-NIR	180 (89.6)	21 (10.4)	90	291	201	
GR	385 (88.3)	51 (11.7)	564	1000	436	
HU	486 (89.3)	58 (10.7)	470	1014	544	
IE	585 (87.4)	84 (12.6)	306	975	669	
IT	517 (87.8)	72 (12.2)	449	1038	589	
LT	532 (88.2)	71 (11.8)	422	1025	603	
LU	314 (80.5)	76 (19.5)	111	501	390	
LV	601 (84.4)	111 (15.6)	289	1001	712	
MT	245 (84.8)	44 (15.2)	211	500	289	
NL	786 (81.4)	180 (18.6)	58	1024	966	
PL	512 (89.8)	58 (10.2)	430	1000	570	
PT	336 (88.9)	42 (11.1)	668	1046	378	
RO	399 (91.9)	35 (8.1)	579	1013	434	
SE	799 (86.7)	123 (13.3)	88	1010	922	
SI	603 (89.1)	74 (10.9)	342	1019	677	
SK	636 (90.1)	70 (9.9)	328	1034	706	
N Sum	14967	2491	9115	26573		
N Valid Sum	14967	2491			17458	

v285 - QB16 IDENTITY PROT INTERNET: ACCESS INFORMATION

Q.B16

ASK Q.B16 TO Q.B23 IF "USE THE INTERNET", CODE 1 TO 5 IN D.62_1 OR D.62_2 OR D.62_3 – OTHERS GO TO Q.B24

And, specifically on the Internet, what do you do to protect your identity? Please indicate all that apply in the following list.

(SHOW CARD – READ OUT – MULTIPLE ANSWERS POSSIBLE)

Q.B16_9 Ask websites to access the information they hold about you in order to update it or delete it

0 Not mentioned

1 Mentioned

9 Inap. Not use internet (not coded 1 to 5 in V98 or V99 or V100)

v285 by v7, Absolute Values (Row Percent), weighted by v8

v7	v285	0	1	9	N Sum	N Valid Sum
				M		
AT	600 (90.6)	62 (9.4)	348	1010	662	
BE	667 (91.7)	60 (8.3)	293	1020	727	
BG	434 (95.4)	21 (4.6)	545	1000	455	
CY	200 (85.5)	34 (14.5)	267	501	234	
CZ	637 (94.5)	37 (5.5)	340	1014	674	
DE-E	304 (84.2)	57 (15.8)	169	530	361	
DE-W	669 (87.9)	92 (12.1)	228	989	761	
DK	814 (89.5)	95 (10.5)	98	1007	909	
EE	668 (91.8)	60 (8.2)	272	1000	728	
ES	525 (92.1)	45 (7.9)	436	1006	570	
FI	736 (91.8)	66 (8.2)	201	1003	802	
FR	649 (89.9)	73 (10.1)	278	1000	722	
GB-GBN	714 (93.3)	51 (6.7)	235	1000	765	
GB-NIR	195 (97.0)	6 (3.0)	90	291	201	
GR	411 (94.3)	25 (5.7)	564	1000	436	
HU	491 (90.1)	54 (9.9)	470	1015	545	
IE	613 (91.8)	55 (8.2)	306	974	668	
IT	563 (95.4)	27 (4.6)	449	1039	590	
LT	546 (90.4)	58 (9.6)	422	1026	604	
LU	339 (86.9)	51 (13.1)	111	501	390	
LV	661 (92.8)	51 (7.2)	289	1001	712	
MT	264 (91.3)	25 (8.7)	211	500	289	
NL	860 (88.9)	107 (11.1)	58	1025	967	
PL	546 (95.8)	24 (4.2)	430	1000	570	
PT	349 (92.3)	29 (7.7)	668	1046	378	
RO	417 (96.1)	17 (3.9)	579	1013	434	
SE	871 (94.4)	52 (5.6)	88	1011	923	
SI	648 (95.6)	30 (4.4)	342	1020	678	
SK	660 (93.6)	45 (6.4)	328	1033	705	
N Sum	16051	1409	9115	26575		
N Valid Sum	16051	1409			17460	

v286 - QB16 IDENTITY PROT INTERNET: OTHER

Q.B16

ASK Q.B16 TO Q.B23 IF "USE THE INTERNET", CODE 1 TO 5 IN D.62_1 OR D.62_2 OR D.62_3 – OTHERS GO TO Q.B24

And, specifically on the Internet, what do you do to protect your identity? Please indicate all that apply in the following list.

(SHOW CARD – READ OUT – MULTIPLE ANSWERS POSSIBLE)

Q.B16_10 Other (SPONTANEOUS)

0 Not mentioned

1 Mentioned

9 Inap. Not use internet (not coded 1 to 5 in V98 or V99 or V100)

v286 by v7, Absolute Values (Row Percent), weighted by v8

v7	v286	0	1	9	N Sum	N Valid Sum
		M				
AT	649 (98.0)	13 (2.0)	348	1010	662	
BE	711 (97.8)	16 (2.2)	293	1020	727	
BG	437 (96.0)	18 (4.0)	545	1000	455	
CY	221 (94.4)	13 (5.6)	267	501	234	
CZ	672 (99.6)	3 (0.4)	340	1015	675	
DE-E	360 (99.7)	1 (0.3)	169	530	361	
DE-W	753 (98.9)	8 (1.1)	228	989	761	
DK	902 (99.2)	7 (0.8)	98	1007	909	
EE	725 (99.5)	4 (0.5)	272	1001	729	
ES	558 (97.9)	12 (2.1)	436	1006	570	
FI	778 (97.0)	24 (3.0)	201	1003	802	
FR	714 (98.9)	8 (1.1)	278	1000	722	
GB-GBN	752 (98.3)	13 (1.7)	235	1000	765	
GB-NIR	198 (98.5)	3 (1.5)	90	291	201	
GR	430 (98.6)	6 (1.4)	564	1000	436	
HU	542 (99.6)	2 (0.4)	470	1014	544	
IE	645 (96.4)	24 (3.6)	306	975	669	
IT	575 (97.5)	15 (2.5)	449	1039	590	
LT	587 (97.2)	17 (2.8)	422	1026	604	
LU	379 (97.2)	11 (2.8)	111	501	390	
LV	711 (100.0)		289	1000	711	
MT	288 (99.7)	1 (0.3)	211	500	289	
NL	963 (99.7)	3 (0.3)	58	1024	966	
PL	566 (99.3)	4 (0.7)	430	1000	570	
PT	366 (96.8)	12 (3.2)	668	1046	378	
RO	416 (95.9)	18 (4.1)	579	1013	434	
SE	902 (97.7)	21 (2.3)	88	1011	923	
SI	632 (93.2)	46 (6.8)	342	1020	678	
SK	696 (98.6)	10 (1.4)	328	1034	706	
N Sum	17128	333	9115	26576		
N Valid Sum	17128	333			17461	

v287 - QB16 IDENTITY PROT INTERNET: NONE

Q.B16

ASK Q.B16 TO Q.B23 IF "USE THE INTERNET", CODE 1 TO 5 IN D.62_1 OR D.62_2 OR D.62_3 – OTHERS GO TO Q.B24

And, specifically on the Internet, what do you do to protect your identity? Please indicate all that apply in the following list.

(SHOW CARD – READ OUT – MULTIPLE ANSWERS POSSIBLE)

Q.B16_11 None (SPONTANEOUS)

0 Not mentioned

1 Mentioned

9 Inap. Not use internet (not coded 1 to 5 in V98 or V99 or V100)

v287 by v7, Absolute Values (Row Percent), weighted by v8

v7	v287	0	1	9	N Sum	N Valid Sum
		M				
AT	581 (87.8)	81 (12.2)	348	1010	662	
BE	637 (87.6)	90 (12.4)	293	1020	727	
BG	332 (73.0)	123 (27.0)	545	1000	455	
CY	191 (81.6)	43 (18.4)	267	501	234	
CZ	574 (85.0)	101 (15.0)	340	1015	675	
DE-E	329 (91.1)	32 (8.9)	169	530	361	
DE-W	687 (90.3)	74 (9.7)	228	989	761	
DK	847 (93.2)	62 (6.8)	98	1007	909	
EE	574 (78.8)	154 (21.2)	272	1000	728	
ES	473 (83.0)	97 (17.0)	436	1006	570	
FI	713 (88.9)	89 (11.1)	201	1003	802	
FR	626 (86.7)	96 (13.3)	278	1000	722	
GB-GBN	698 (91.2)	67 (8.8)	235	1000	765	
GB-NIR	171 (85.1)	30 (14.9)	90	291	201	
GR	302 (69.3)	134 (30.7)	564	1000	436	
HU	418 (76.8)	126 (23.2)	470	1014	544	
IE	569 (85.1)	100 (14.9)	306	975	669	
IT	451 (76.4)	139 (23.6)	449	1039	590	
LT	400 (66.2)	204 (33.8)	422	1026	604	
LU	359 (92.1)	31 (7.9)	111	501	390	
LV	514 (72.2)	198 (27.8)	289	1001	712	
MT	261 (90.3)	28 (9.7)	211	500	289	
NL	895 (92.7)	71 (7.3)	58	1024	966	
PL	426 (74.7)	144 (25.3)	430	1000	570	
PT	301 (79.6)	77 (20.4)	668	1046	378	
RO	325 (74.9)	109 (25.1)	579	1013	434	
SE	808 (87.6)	114 (12.4)	88	1010	922	
SI	578 (85.3)	100 (14.7)	342	1020	678	
SK	610 (86.4)	96 (13.6)	328	1034	706	
N Sum	14650	2810	9115	26575		
N Valid Sum	14650	2810			17460	

v288 - QB16 IDENTITY PROT INTERNET: DK

Q.B16

ASK Q.B16 TO Q.B23 IF "USE THE INTERNET", CODE 1 TO 5 IN D.62_1 OR D.62_2 OR D.62_3 – OTHERS GO TO Q.B24

And, specifically on the Internet, what do you do to protect your identity? Please indicate all that apply in the following list.

(SHOW CARD – READ OUT – MULTIPLE ANSWERS POSSIBLE)

Q.B16_12 DK

0 Not mentioned

1 Mentioned

9 Inap. Not use internet (not coded 1 to 5 in V98 or V99 or V100)

v288 by v7, Absolute Values (Row Percent), weighted by v8

v7	v288	0	1	9	N Sum	N Valid Sum
		M				
AT	648 (97.7)	15 (2.3)	348	1011	663	
BE	713 (98.1)	14 (1.9)	293	1020	727	
BG	429 (94.3)	26 (5.7)	545	1000	455	
CY	232 (99.1)	2 (0.9)	267	501	234	
CZ	660 (97.8)	15 (2.2)	340	1015	675	
DE-E	354 (98.1)	7 (1.9)	169	530	361	
DE-W	732 (96.2)	29 (3.8)	228	989	761	
DK	898 (98.8)	11 (1.2)	98	1007	909	
EE	676 (92.9)	52 (7.1)	272	1000	728	
ES	557 (97.7)	13 (2.3)	436	1006	570	
FI	783 (97.6)	19 (2.4)	201	1003	802	
FR	697 (96.5)	25 (3.5)	278	1000	722	
GB-GBN	740 (96.7)	25 (3.3)	235	1000	765	
GB-NIR	195 (97.0)	6 (3.0)	90	291	201	
GR	433 (99.3)	3 (0.7)	564	1000	436	
HU	536 (98.5)	8 (1.5)	470	1014	544	
IE	638 (95.4)	31 (4.6)	306	975	669	
IT	556 (94.4)	33 (5.6)	449	1038	589	
LT	572 (94.9)	31 (5.1)	422	1025	603	
LU	378 (96.7)	13 (3.3)	111	502	391	
LV	685 (96.3)	26 (3.7)	289	1000	711	
MT	268 (92.7)	21 (7.3)	211	500	289	
NL	958 (99.1)	9 (0.9)	58	1025	967	
PL	504 (88.3)	67 (11.7)	430	1001	571	
PT	370 (97.9)	8 (2.1)	668	1046	378	
RO	392 (90.3)	42 (9.7)	579	1013	434	
SE	917 (99.3)	6 (0.7)	88	1011	923	
SI	671 (99.0)	7 (1.0)	342	1020	678	
SK	690 (97.7)	16 (2.3)	328	1034	706	
N Sum	16882	580	9115	26577		
N Valid Sum	16882	580			17462	

v289 - QB17 ONLINE REGISTRATION - DATA PRIVACY INFO

ASK Q.B16 TO Q.B23 IF "USE THE INTERNET", CODE 1 TO 5 IN D.62_1 OR D.62_2 OR D.62_3 – OTHERS GO TO Q.B24

I am going to ask you a series of questions about how personal information or data is collected, treated, stored and protected by public and private organisations.

Q.B17

When you intend to become a member of a social networking site or register for a service online, you are usually asked to disclose personal information. In these circumstances, have you been informed about the conditions for the data collection and the further uses of your data?

(READ OUT – ONE ANSWER ONLY)

- 1 Always
- 2 Sometimes
- 3 Rarely
- 4 Never
- 5 Not applicable (SPONTANEOUS)
- 6 DK
- 9 Inap. Not use internet (not coded 1 to 5 in V98 or V99 or V100)

v289 by v7, Absolute Values (Row Percent), weighted by v8

v7	v289	1	2	3	4	5	6	9	N Sum	N Valid Sum
						M	M	M		
AT	73 (13.7)	179 (33.6)	160 (30.1)	120 (22.6)	96	33	348	1009	532	
BE	120 (18.3)	264 (40.4)	146 (22.3)	124 (19.0)	68	5	293	1020	654	
BG	83 (23.5)	131 (37.1)	85 (24.1)	54 (15.3)	44	57	545	999	353	
CY	81 (38.2)	71 (33.5)	17 (8.0)	43 (20.3)	19	3	267	501	212	
CZ	122 (21.7)	249 (44.2)	108 (19.2)	84 (14.9)	53	60	340	1016	563	
DE-E	101 (36.2)	104 (37.3)	38 (13.6)	36 (12.9)	60	22	169	530	279	
DE-W	177 (33.7)	172 (32.8)	99 (18.9)	77 (14.7)	157	79	228	989	525	
DK	275 (35.9)	281 (36.6)	117 (15.3)	94 (12.3)	107	35	98	1007	767	
EE	178 (29.1)	213 (34.8)	100 (16.3)	121 (19.8)	78	37	272	999	612	
ES	176 (35.9)	168 (34.3)	70 (14.3)	76 (15.5)	52	28	436	1006	490	
FI	164 (24.5)	305 (45.6)	122 (18.2)	78 (11.7)	105	27	201	1002	669	
FR	111 (18.2)	168 (27.6)	137 (22.5)	193 (31.7)	96	16	278	999	609	
GB-GBN	188 (29.5)	266 (41.7)	73 (11.4)	111 (17.4)	103	25	235	1001	638	
GB-NIR	49 (33.1)	50 (33.8)	18 (12.2)	31 (20.9)	35	19	90	292	148	
GR	102 (26.4)	163 (42.2)	61 (15.8)	60 (15.5)	48	2	564	1000	386	
HU	167 (33.0)	203 (40.1)	102 (20.2)	34 (6.7)	33	5	470	1014	506	
IE	159 (29.0)	273 (49.8)	68 (12.4)	48 (8.8)	65	56	306	975	548	
IT	135 (28.0)	198 (41.1)	74 (15.4)	75 (15.6)	71	36	449	1038	482	
LT	71 (15.6)	186 (41.0)	80 (17.6)	117 (25.8)	104	46	422	1026	454	
LU	78 (25.2)	106 (34.2)	58 (18.7)	68 (21.9)	59	22	111	502	310	
LV	149 (23.8)	293 (46.8)	98 (15.7)	86 (13.7)	64	21	289	1000	626	
MT	100 (42.7)	82 (35.0)	13 (5.6)	39 (16.7)	23	31	211	499	234	
NL	272 (32.5)	326 (38.9)	152 (18.2)	87 (10.4)	90	39	58	1024	837	
PL	111 (23.6)	215 (45.6)	81 (17.2)	64 (13.6)	63	36	430	1000	471	
PT	78 (23.5)	179 (53.9)	48 (14.5)	27 (8.1)	34	11	668	1045	332	
RO	75 (22.5)	138 (41.3)	63 (18.9)	58 (17.4)	40	60	579	1013	334	
SE	215 (26.8)	311 (38.8)	150 (18.7)	126 (15.7)	96	24	88	1010	802	
SI	198 (34.1)	228 (39.3)	85 (14.7)	69 (11.9)	66	31	342	1019	580	
SK	176 (28.5)	262 (42.4)	99 (16.0)	81 (13.1)	66	22	328	1034	618	
N Sum	3984	5784	2522	2281	1995	888	9115	26569		
N Valid Sum	3984	5784	2522	2281					14571	

v290 - QB18 PRIVACY STATEMENTS - PERCEPTION

ASK Q.B16 TO Q.B23 IF "USE THE INTERNET", CODE 1 TO 5 IN D.62_1 OR D.62_2 OR D.62_3 – OTHERS GO TO Q.B24

Q.B18

Thinking about privacy statements on the Internet, which of the following sentences best describes your situation?

(SHOW CARD – READ OUT – ONE ANSWER ONLY)

- 1 You usually read and understand them
- 2 You usually read them but do not fully understand them
- 3 You usually do not read them
- 4 You do not know where to find them
- 5 You ignore them
- 6 DK
- 9 Inap. Not use internet (not coded 1 to 5 in V98 or V99 or V100)

v290 by v7, Absolute Values (Row Percent), weighted by v8

v7	v290	1	2	3	4	5	6	9	N Sum	N Valid Sum
							M	M		
AT	233 (35.9)	201 (31.0)	161 (24.8)	36 (5.5)	18 (2.8)	13	348	1010	649	
BE	216 (30.4)	184 (25.9)	222 (31.3)	34 (4.8)	54 (7.6)	17	293	1020	710	
BG	129 (32.4)	104 (26.1)	109 (27.4)	25 (6.3)	31 (7.8)	57	545	1000	398	
CY	119 (53.1)	49 (21.9)	35 (15.6)	6 (2.7)	15 (6.7)	9	267	500	224	
CZ	242 (37.2)	206 (31.6)	133 (20.4)	35 (5.4)	35 (5.4)	24	340	1015	651	
DE-E	131 (37.2)	123 (34.9)	72 (20.5)	12 (3.4)	14 (4.0)	9	169	530	352	
DE-W	276 (38.0)	214 (29.4)	172 (23.7)	33 (4.5)	32 (4.4)	33	228	988	727	
DK	219 (25.6)	192 (22.5)	308 (36.1)	34 (4.0)	101 (11.8)	55	98	1007	854	
EE	237 (35.8)	156 (23.6)	166 (25.1)	76 (11.5)	27 (4.1)	66	272	1000	662	
ES	200 (36.4)	94 (17.1)	210 (38.2)	8 (1.5)	38 (6.9)	19	436	1005	550	
FI	216 (29.1)	208 (28.0)	215 (29.0)	65 (8.8)	38 (5.1)	60	201	1003	742	
FR	174 (25.0)	177 (25.5)	228 (32.8)	45 (6.5)	71 (10.2)	27	278	1000	695	
GB-GBN	273 (37.1)	168 (22.9)	185 (25.2)	21 (2.9)	88 (12.0)	30	235	1000	735	
GB-NIR	69 (35.9)	44 (22.9)	56 (29.2)	4 (2.1)	19 (9.9)	8	90	290	192	
GR	216 (51.2)	87 (20.6)	58 (13.7)	29 (6.9)	32 (7.6)	14	564	1000	422	
HU	292 (54.7)	124 (23.2)	75 (14.0)	15 (2.8)	28 (5.2)	10	470	1014	534	
IE	223 (34.8)	202 (31.6)	134 (20.9)	32 (5.0)	49 (7.7)	28	306	974	640	
IT	229 (40.8)	167 (29.8)	90 (16.0)	37 (6.6)	38 (6.8)	28	449	1038	561	
LT	167 (29.5)	122 (21.6)	139 (24.6)	56 (9.9)	82 (14.5)	38	422	1026	566	
LU	99 (27.1)	88 (24.1)	110 (30.1)	17 (4.7)	51 (14.0)	25	111	501	365	
LV	230 (35.0)	199 (30.3)	127 (19.3)	24 (3.7)	77 (11.7)	54	289	1000	657	
MT	110 (39.4)	79 (28.3)	61 (21.9)	5 (1.8)	24 (8.6)	9	211	499	279	
NL	278 (29.9)	167 (18.0)	376 (40.5)	39 (4.2)	69 (7.4)	37	58	1024	929	
PL	221 (40.9)	123 (22.7)	130 (24.0)	27 (5.0)	40 (7.4)	30	430	1001	541	
PT	192 (52.0)	83 (22.5)	61 (16.5)	13 (3.5)	20 (5.4)	8	668	1045	369	
RO	147 (37.7)	98 (25.1)	70 (17.9)	26 (6.7)	49 (12.6)	44	579	1013	390	
SE	258 (29.5)	201 (23.0)	299 (34.2)	59 (6.8)	57 (6.5)	47	88	1009	874	
SI	291 (45.5)	131 (20.5)	163 (25.5)	17 (2.7)	37 (5.8)	39	342	1020	639	
SK	280 (40.8)	179 (26.1)	165 (24.0)	32 (4.7)	31 (4.5)	19	328	1034	687	
N Sum	5967	4170	4330	862	1265	857	9115	26566		
N Valid Sum	5967	4170	4330	862	1265				16594	

v291 - QB19 PRIVACY STATEMENTS - CONSIDERATION

ASK Q.B16 TO Q.B23 IF "USE THE INTERNET", CODE 1 TO 5 IN D.62_1 OR D.62_2 OR D.62_3 – OTHERS GO TO Q.B24

Q.B19

ASK Q.B19 IF "READ THEM", CODE 1 OR 2 IN Q.B18 – OTHERS GO TO Q.B20

Have you adapted your behaviour on the Internet after reading privacy statements? Please choose the sentence that comes closest to your experience.

(SHOW CARD – READ OUT – ONE ANSWER ONLY)

- 1 Yes, and you have already decided at least once not to use an online service
- 2 Yes, and you have been more cautious about the personal information you disclose on the Internet
- 3 No
- 4 DK
- 9 Inap. Not read them (not coded 1 or 2 in V290)

Note:

Nested question routing: the quoted filter reference (INAP) includes one or more preceding filter (or other) conditions for the exclusion of respondents.

v291 by v7, Absolute Values (Row Percent), weighted by v8

v7	v291	1	2	3	4	9	N Sum	N Valid Sum
					M	M		
AT	202 (47.1)	176 (41.0)	51 (11.9)	5	576	1010	429	
BE	129 (32.7)	179 (45.3)	87 (22.0)	4	620	1019	395	
BG	41 (18.1)	87 (38.5)	98 (43.4)	6	767	999	226	
CY	42 (25.1)	110 (65.9)	15 (9.0)	2	332	501	167	
CZ	124 (28.2)	220 (50.0)	96 (21.8)	9	567	1016	440	
DE-E	101 (40.6)	86 (34.5)	62 (24.9)	5	276	530	249	
DE-W	224 (46.4)	140 (29.0)	119 (24.6)	8	498	989	483	
DK	120 (29.3)	116 (28.3)	174 (42.4)	2	596	1008	410	
EE	89 (22.8)	221 (56.5)	81 (20.7)	2	607	1000	391	
ES	82 (28.0)	102 (34.8)	109 (37.2)	1	711	1005	293	
FI	111 (26.3)	189 (44.8)	122 (28.9)	3	579	1004	422	
FR	155 (44.4)	122 (35.0)	72 (20.6)	2	649	1000	349	
GB-GBN	112 (25.6)	96 (21.9)	230 (52.5)	2	559	999	438	
GB-NIR	24 (21.4)	34 (30.4)	54 (48.2)	1	177	290	112	
GR	87 (29.3)	122 (41.1)	88 (29.6)	5	697	999	297	
HU	65 (15.7)	226 (54.6)	123 (29.7)	2	597	1013	414	
IE	150 (36.1)	213 (51.2)	53 (12.7)	8	550	974	416	
IT	141 (36.2)	173 (44.4)	76 (19.5)	6	643	1039	390	
LT	64 (22.6)	135 (47.7)	84 (29.7)	6	737	1026	283	
LU	81 (43.5)	76 (40.9)	29 (15.6)	1	313	500	186	
LV	110 (26.3)	225 (53.8)	83 (19.9)	10	571	999	418	
MT	28 (14.9)	144 (76.6)	16 (8.5)	2	311	501	188	
NL	148 (33.6)	144 (32.7)	149 (33.8)	4	578	1023	441	
PL	123 (37.3)	95 (28.8)	112 (33.9)	14	656	1000	330	
PT	111 (40.7)	99 (36.3)	63 (23.1)	2	771	1046	273	
RO	61 (26.1)	149 (63.7)	24 (10.3)	11	768	1013	234	
SE	151 (33.2)	208 (45.7)	96 (21.1)	5	550	1010	455	
SI	151 (36.1)	214 (51.2)	53 (12.7)	5	598	1021	418	
SK	105 (23.1)	256 (56.3)	94 (20.7)	4	576	1035	455	
N Sum	3132	4357	2513	137	16430	26569		
N Valid Sum	3132	4357	2513				10002	

v292 - QB20 IGNORE PRIVACY STATEMENT - NOT HONOURED ANYWAY

ASK Q.B16 TO Q.B23 IF "USE THE INTERNET", CODE 1 TO 5 IN D.62_1 OR D.62_2 OR D.62_3 – OTHERS GO TO Q.B24

Q.B20

ASK Q.B20 IF "DON'T READ THEM USUALLY" OR "IGNORE THEM", CODE 3 OR 5 IN Q.B18 – OTHERS GO TO Q.B21

What are the reasons why you usually do not read them or you usually ignore them?

(SHOW CARD – READ OUT – MULTIPLE ANSWERS POSSIBLE)

Q.B20_1 You think the websites will not honour them anyway

- 0 Not mentioned
- 1 Mentioned
- 9 Inap. Not read regularly / ignore (not coded 3 or 5 in V290)

Note:

Nested question routing: the quoted filter reference (INAP) includes one or more preceding filter (or other) conditions for the exclusion of respondents.

v292 by v7, Absolute Values (Row Percent), weighted by v8

v7	v292	0	1	9	N Sum	N Valid Sum
				M		
AT	145 (81.0)	34 (19.0)	831	1010	179	
BE	213 (77.2)	63 (22.8)	743	1019	276	
BG	78 (55.7)	62 (44.3)	860	1000	140	
CY	32 (64.0)	18 (36.0)	451	501	50	
CZ	101 (60.1)	67 (39.9)	847	1015	168	
DE-E	59 (69.4)	26 (30.6)	444	529	85	
DE-W	149 (73.0)	55 (27.0)	785	989	204	
DK	327 (80.0)	82 (20.0)	598	1007	409	
EE	146 (75.6)	47 (24.4)	807	1000	193	
ES	198 (79.8)	50 (20.2)	759	1007	248	
FI	217 (85.8)	36 (14.2)	750	1003	253	
FR	217 (72.6)	82 (27.4)	701	1000	299	
GB-GBN	224 (82.1)	49 (17.9)	727	1000	273	
GB-NIR	61 (81.3)	14 (18.7)	216	291	75	
GR	46 (50.5)	45 (49.5)	910	1001	91	
HU	82 (79.6)	21 (20.4)	912	1015	103	
IE	130 (71.0)	53 (29.0)	792	975	183	
IT	92 (72.4)	35 (27.6)	911	1038	127	
LT	150 (67.9)	71 (32.1)	805	1026	221	
LU	129 (80.6)	31 (19.4)	341	501	160	
LV	144 (70.2)	61 (29.8)	795	1000	205	
MT	71 (82.6)	15 (17.4)	415	501	86	
NL	399 (89.7)	46 (10.3)	579	1024	445	
PL	116 (68.6)	53 (31.4)	831	1000	169	
PT	58 (70.7)	24 (29.3)	964	1046	82	
RO	90 (75.6)	29 (24.4)	894	1013	119	
SE	306 (86.0)	50 (14.0)	654	1010	356	
SI	162 (81.0)	38 (19.0)	820	1020	200	
SK	128 (65.3)	68 (34.7)	838	1034	196	
N Sum	4270	1325	20980	26575		
N Valid Sum	4270	1325			5595	

v293 - QB20 IGNORE PRIVACY STATEMENT - LAW PROTECTS ANYWAY

ASK Q.B16 TO Q.B23 IF "USE THE INTERNET", CODE 1 TO 5 IN D.62_1 OR D.62_2 OR D.62_3 – OTHERS GO TO Q.B24

Q.B20

ASK Q.B20 IF "DON'T READ THEM USUALLY" OR "IGNORE THEM", CODE 3 OR 5 IN Q.B18 – OTHERS GO TO Q.B21

What are the reasons why you usually do not read them or you usually ignore them?

(SHOW CARD – READ OUT – MULTIPLE ANSWERS POSSIBLE)

Q.B20_2 You believe that the law will protect you in any case

- 0 Not mentioned
- 1 Mentioned
- 9 Inap. Not read regularly / ignore (not coded 3 or 5 in V290)

Note:

Nested question routing: the quoted filter reference (INAP) includes one or more preceding filter (or other) conditions for the exclusion of respondents.

v293 by v7, Absolute Values (Row Percent), weighted by v8

	v293	0	1	9	N Sum	N Valid Sum
v7						
		M				
AT	99 (55.0)	81 (45.0)	831	1011	180	
BE	187 (67.8)	89 (32.2)	743	1019	276	
BG	110 (78.6)	30 (21.4)	860	1000	140	
CY	40 (80.0)	10 (20.0)	451	501	50	
CZ	134 (79.8)	34 (20.2)	847	1015	168	
DE-E	62 (72.1)	24 (27.9)	444	530	86	
DE-W	137 (67.2)	67 (32.8)	785	989	204	
DK	272 (66.5)	137 (33.5)	598	1007	409	
EE	155 (80.3)	38 (19.7)	807	1000	193	
ES	177 (71.7)	70 (28.3)	759	1006	247	
FI	184 (72.7)	69 (27.3)	750	1003	253	
FR	250 (83.3)	50 (16.7)	701	1001	300	
GB-GBN	176 (64.5)	97 (35.5)	727	1000	273	
GB-NIR	53 (70.7)	22 (29.3)	216	291	75	
GR	72 (80.0)	18 (20.0)	910	1000	90	
HU	64 (62.7)	38 (37.3)	912	1014	102	
IE	137 (74.9)	46 (25.1)	792	975	183	
IT	96 (75.6)	31 (24.4)	911	1038	127	
LT	190 (86.0)	31 (14.0)	805	1026	221	
LU	131 (81.9)	29 (18.1)	341	501	160	
LV	149 (73.0)	55 (27.0)	795	999	204	
MT	76 (89.4)	9 (10.6)	415	500	85	
NL	331 (74.4)	114 (25.6)	579	1024	445	
PL	109 (64.5)	60 (35.5)	831	1000	169	
PT	52 (63.4)	30 (36.6)	964	1046	82	
RO	101 (84.9)	18 (15.1)	894	1013	119	
SE	276 (77.3)	81 (22.7)	654	1011	357	
SI	166 (83.4)	33 (16.6)	820	1019	199	
SK	161 (82.1)	35 (17.9)	838	1034	196	
N Sum	4147	1446	20980	26573		
N Valid Sum	4147	1446			5593	

v294 - QB20 IGNORE PRIVACY STATEMENT - EXISTENCE SUFFICIENT

ASK Q.B16 TO Q.B23 IF "USE THE INTERNET", CODE 1 TO 5 IN D.62_1 OR D.62_2 OR D.62_3 – OTHERS GO TO Q.B24

Q.B20

ASK Q.B20 IF "DON'T READ THEM USUALLY" OR "IGNORE THEM", CODE 3 OR 5 IN Q.B18 – OTHERS GO TO Q.B21

What are the reasons why you usually do not read them or you usually ignore them?

(SHOW CARD – READ OUT – MULTIPLE ANSWERS POSSIBLE)

Q.B20_3 It is sufficient for you to see that websites have a privacy policy

- 0 Not mentioned
- 1 Mentioned
- 9 Inap. Not read regularly / ignore (not coded 3 or 5 in V290)

Note:

Nested question routing: the quoted filter reference (INAP) includes one or more preceding filter (or other) conditions for the exclusion of respondents.

v294 by v7, Absolute Values (Row Percent), weighted by v8

v7	v294	0	1	9	N Sum	N Valid Sum
				M		
AT	118 (65.9)	61 (34.1)	831	1010	179	
BE	162 (58.7)	114 (41.3)	743	1019	276	
BG	103 (74.1)	36 (25.9)	860	999	139	
CY	36 (72.0)	14 (28.0)	451	501	50	
CZ	113 (67.3)	55 (32.7)	847	1015	168	
DE-E	45 (52.9)	40 (47.1)	444	529	85	
DE-W	123 (60.3)	81 (39.7)	785	989	204	
DK	214 (52.3)	195 (47.7)	598	1007	409	
EE	93 (48.2)	100 (51.8)	807	1000	193	
ES	153 (61.9)	94 (38.1)	759	1006	247	
FI	87 (34.4)	166 (65.6)	750	1003	253	
FR	159 (53.2)	140 (46.8)	701	1000	299	
GB-GBN	163 (59.7)	110 (40.3)	727	1000	273	
GB-NIR	41 (54.7)	34 (45.3)	216	291	75	
GR	67 (74.4)	23 (25.6)	910	1000	90	
HU	69 (67.6)	33 (32.4)	912	1014	102	
IE	121 (66.1)	62 (33.9)	792	975	183	
IT	89 (70.1)	38 (29.9)	911	1038	127	
LT	158 (71.8)	62 (28.2)	805	1025	220	
LU	105 (65.6)	55 (34.4)	341	501	160	
LV	137 (67.2)	67 (32.8)	795	999	204	
MT	43 (50.6)	42 (49.4)	415	500	85	
NL	205 (46.1)	240 (53.9)	579	1024	445	
PL	121 (71.6)	48 (28.4)	831	1000	169	
PT	58 (71.6)	23 (28.4)	964	1045	81	
RO	66 (55.5)	53 (44.5)	894	1013	119	
SE	160 (44.8)	197 (55.2)	654	1011	357	
SI	87 (43.7)	112 (56.3)	820	1019	199	
SK	96 (49.0)	100 (51.0)	838	1034	196	
N Sum	3192	2395	20980	26567		
N Valid Sum	3192	2395			5587	

v295 - QB20 IGNORE PRIVACY STATEM - DK REASON

ASK Q.B16 TO Q.B23 IF "USE THE INTERNET", CODE 1 TO 5 IN D.62_1 OR D.62_2 OR D.62_3 – OTHERS GO TO Q.B24

Q.B20

ASK Q.B20 IF "DON'T READ THEM USUALLY" OR "IGNORE THEM", CODE 3 OR 5 IN Q.B18 – OTHERS GO TO Q.B21

What are the reasons why you usually do not read them or you usually ignore them?

(SHOW CARD – READ OUT – MULTIPLE ANSWERS POSSIBLE)

Q.B20_4 DK

0 Not mentioned

1 Mentioned

9 Inap. Not read regularly / ignore (not coded 3 or 5 in V290)

Note:

Nested question routing: the quoted filter reference (INAP) includes one or more preceding filter (or other) conditions for the exclusion of respondents.

v295 by v7, Absolute Values (Row Percent), weighted by v8

v7	v295	0	1	9	N Sum	N Valid Sum
				M		
AT	165 (92.2)	14 (7.8)	831	1010	179	
BE	244 (88.1)	33 (11.9)	743	1020	277	
BG	128 (91.4)	12 (8.6)	860	1000	140	
CY	39 (78.0)	11 (22.0)	451	501	50	
CZ	149 (88.7)	19 (11.3)	847	1015	168	
DE-E	79 (92.9)	6 (7.1)	444	529	85	
DE-W	181 (88.7)	23 (11.3)	785	989	204	
DK	365 (89.2)	44 (10.8)	598	1007	409	
EE	170 (88.1)	23 (11.9)	807	1000	193	
ES	195 (78.9)	52 (21.1)	759	1006	247	
FI	237 (94.0)	15 (6.0)	750	1002	252	
FR	253 (84.3)	47 (15.7)	701	1001	300	
GB-GBN	237 (86.8)	36 (13.2)	727	1000	273	
GB-NIR	69 (92.0)	6 (8.0)	216	291	75	
GR	81 (90.0)	9 (10.0)	910	1000	90	
HU	91 (88.3)	12 (11.7)	912	1015	103	
IE	149 (81.4)	34 (18.6)	792	975	183	
IT	96 (75.6)	31 (24.4)	911	1038	127	
LT	160 (72.4)	61 (27.6)	805	1026	221	
LU	116 (72.0)	45 (28.0)	341	502	161	
LV	181 (88.7)	23 (11.3)	795	999	204	
MT	62 (72.1)	24 (27.9)	415	501	86	
NL	382 (85.8)	63 (14.2)	579	1024	445	
PL	153 (90.5)	16 (9.5)	831	1000	169	
PT	74 (91.4)	7 (8.6)	964	1045	81	
RO	101 (84.2)	19 (15.8)	894	1014	120	
SE	292 (81.8)	65 (18.2)	654	1011	357	
SI	175 (87.5)	25 (12.5)	820	1020	200	
SK	192 (97.5)	5 (2.5)	838	1035	197	
N Sum	4816	780	20980	26576		
N Valid Sum	4816	780			5596	

v296 - QB21 ONLINE ACTIVITY INFO - FOR ADVERTISEMENT

ASK Q.B16 TO Q.B23 IF "USE THE INTERNET", CODE 1 TO 5 IN D.62_1 OR D.62_2 OR D.62_3 – OTHERS GO TO Q.B24

Q.B21

As you may know, some Internet companies are able to provide free search engines or free email accounts thanks to the income they receive from advertisers trying to reach users on their websites. How comfortable are you with the fact that those websites use information about your online activity to tailor advertisements or content to your hobbies and interests?

(READ OUT – ONE ANSWER ONLY)

- 1 Very comfortable
- 2 Fairly comfortable
- 3 Fairly uncomfortable
- 4 Very uncomfortable
- 5 DK
- 9 Inap. Not use internet (not coded 1 to 5 in V98 or V99 or V100)

v296 by v7, Absolute Values (Row Percent), weighted by v8

v7	v296	1	2	3	4	5	9	N Sum	N Valid Sum
						M	M		
AT	16 (2.6)	194 (31.4)	326 (52.8)	82 (13.3)	44	348		1010	618
BE	26 (3.7)	308 (43.8)	262 (37.3)	107 (15.2)	23	293		1019	703
BG	21 (5.5)	224 (58.8)	119 (31.2)	17 (4.5)	75	545		1001	381
CY	36 (16.6)	71 (32.7)	74 (34.1)	36 (16.6)	17	267		501	217
CZ	14 (2.3)	117 (18.9)	344 (55.7)	143 (23.1)	58	340		1016	618
DE-E	8 (2.5)	64 (19.6)	162 (49.7)	92 (28.2)	35	169		530	326
DE-W	26 (3.7)	151 (21.6)	347 (49.6)	175 (25.0)	63	228		990	699
DK	85 (9.8)	343 (39.5)	268 (30.9)	172 (19.8)	42	98		1008	868
EE	51 (7.9)	230 (35.6)	275 (42.6)	90 (13.9)	83	272		1001	646
ES	35 (6.4)	204 (37.2)	227 (41.4)	82 (15.0)	22	436		1006	548
FI	54 (7.1)	356 (46.7)	271 (35.5)	82 (10.7)	41	201		1005	763
FR	54 (7.8)	207 (30.0)	272 (39.5)	156 (22.6)	32	278		999	689
GB-GBN	42 (5.8)	331 (46.0)	222 (30.8)	125 (17.4)	45	235		1000	720
GB-NIR	12 (6.5)	79 (42.7)	55 (29.7)	39 (21.1)	16	90		291	185
GR	10 (2.4)	111 (26.8)	208 (50.2)	85 (20.5)	21	564		999	414
HU	21 (4.1)	188 (36.9)	200 (39.2)	101 (19.8)	34	470		1014	510
IE	48 (7.8)	295 (48.1)	167 (27.2)	103 (16.8)	56	306		975	613
IT	35 (6.4)	258 (47.0)	171 (31.1)	85 (15.5)	40	449		1038	549
LT	20 (4.0)	176 (35.4)	171 (34.4)	130 (26.2)	107	422		1026	497
LU	17 (4.6)	127 (34.1)	131 (35.2)	97 (26.1)	19	111		502	372
LV	21 (3.3)	140 (21.8)	317 (49.4)	164 (25.5)	70	289		1001	642
MT	13 (5.3)	99 (40.7)	85 (35.0)	46 (18.9)	47	211		501	243
NL	32 (3.5)	311 (33.8)	316 (34.3)	261 (28.4)	46	58		1024	920
PL	82 (15.9)	239 (46.2)	155 (30.0)	41 (7.9)	53	430		1000	517
PT	26 (7.1)	175 (47.8)	130 (35.5)	35 (9.6)	11	668		1045	366
RO	22 (6.6)	140 (41.8)	119 (35.5)	54 (16.1)	99	579		1013	335
SE	48 (5.7)	298 (35.1)	289 (34.1)	213 (25.1)	76	88		1012	848
SI	19 (3.2)	173 (28.7)	311 (51.6)	100 (16.6)	75	342		1020	603
SK	23 (3.5)	227 (34.2)	325 (49.0)	88 (13.3)	42	328		1033	663
N Sum	917	5836	6319	3001	1392	9115		26580	
N Valid Sum	917	5836	6319	3001					16073

v297 - QB22 ONLINE SERVICE - EXCESSIVE INFO REQUIREMENT

ASK Q.B16 TO Q.B23 IF "USE THE INTERNET", CODE 1 TO 5 IN D.62_1 OR D.62_2 OR D.62_3 – OTHERS GO TO Q.B24

Q.B22

Have you ever been required to provide more personal information than necessary to obtain access to or to use an online service (e.g. when registering for an online game or an online information service, purchasing a good online, opening an account with a social networking site)?

(READ OUT – ONE ANSWER ONLY)

- 1 Always
- 2 Sometimes
- 3 Rarely
- 4 Never
- 5 DK
- 9 Inap. Not use internet (not coded 1 to 5 in V98 or V99 or V100)

v297 by v7, Absolute Values (Row Percent), weighted by v8

v7	v297	1	2	3	4	5	9	N Sum	N Valid Sum
						M	M		
AT	29 (4.5)	261 (40.8)	171 (26.8)	178 (27.9)	23	348	1010	639	
BE	24 (3.4)	275 (38.5)	158 (22.1)	258 (36.1)	11	293	1019	715	
BG	19 (4.6)	128 (31.1)	123 (29.9)	142 (34.5)	44	545	1001	412	
CY	18 (7.9)	78 (34.1)	43 (18.8)	90 (39.3)	5	267	501	229	
CZ	33 (5.1)	255 (39.5)	182 (28.2)	176 (27.2)	28	340	1014	646	
DE-E	35 (10.4)	130 (38.5)	80 (23.7)	93 (27.5)	23	169	530	338	
DE-W	15 (2.1)	259 (35.9)	202 (28.0)	245 (34.0)	40	228	989	721	
DK	15 (1.7)	322 (36.9)	223 (25.5)	313 (35.9)	36	98	1007	873	
EE	25 (3.7)	221 (32.6)	150 (22.1)	282 (41.6)	49	272	999	678	
ES	48 (8.8)	264 (48.2)	101 (18.4)	135 (24.6)	22	436	1006	548	
FI	6 (0.8)	254 (32.7)	210 (27.1)	306 (39.4)	27	201	1004	776	
FR	36 (5.1)	260 (36.6)	127 (17.9)	287 (40.4)	11	278	999	710	
GB-GBN	32 (4.3)	284 (38.2)	137 (18.4)	290 (39.0)	22	235	1000	743	
GB-NIR		61 (31.8)	31 (16.1)	100 (52.1)	9	90	291	192	
GR	21 (5.0)	191 (45.4)	68 (16.2)	141 (33.5)	16	564	1001	421	
HU	38 (7.2)	250 (47.5)	133 (25.3)	105 (20.0)	18	470	1014	526	
IE	39 (6.1)	297 (46.2)	161 (25.0)	146 (22.7)	26	306	975	643	
IT	57 (10.0)	255 (44.8)	131 (23.0)	126 (22.1)	22	449	1040	569	
LT	13 (2.5)	166 (31.5)	107 (20.3)	241 (45.7)	76	422	1025	527	
LU	9 (2.4)	121 (31.9)	75 (19.8)	174 (45.9)	12	111	502	379	
LV	25 (3.7)	250 (37.4)	170 (25.4)	224 (33.5)	42	289	1000	669	
MT	13 (4.8)	100 (36.9)	43 (15.9)	115 (42.4)	19	211	501	271	
NL	38 (4.1)	371 (40.0)	191 (20.6)	328 (35.3)	38	58	1024	928	
PL	21 (4.0)	213 (41.0)	135 (26.0)	151 (29.0)	50	430	1000	520	
PT	26 (7.1)	186 (50.7)	81 (22.1)	74 (20.2)	11	668	1046	367	
RO	29 (7.3)	141 (35.7)	78 (19.7)	147 (37.2)	39	579	1013	395	
SE	21 (2.4)	288 (33.2)	209 (24.1)	350 (40.3)	55	88	1011	868	
SI	33 (5.0)	211 (32.1)	123 (18.7)	291 (44.2)	19	342	1019	658	
SK	28 (4.1)	258 (37.9)	170 (25.0)	225 (33.0)	25	328	1034	681	
N Sum	746	6350	3813	5733	818	9115	26575		
N Valid Sum	746	6350	3813	5733				16642	

v298 - QB23 ONLINE SERVICE - CONCERN ABOUT INFO EXCESS

ASK Q.B16 TO Q.B23 IF "USE THE INTERNET", CODE 1 TO 5 IN D.62_1 OR D.62_2 OR D.62_3 – OTHERS GO TO Q.B24

Q.B23

ASK Q.B23 IF "ALWAYS" OR "SOMETIMES", CODE 1 OR 2 IN Q.B22 – OTHERS GO TO Q.B24

How concerned are you about such cases?

(READ OUT – ONE ANSWER ONLY)

- 1 Very concerned
- 2 Fairly concerned
- 3 Not very concerned
- 4 Not at all concerned
- 5 DK
- 9 Inap. Not always / sometimes (not coded 1 or 2 in V297)

Note:

Nested question routing: the quoted filter reference (INAP) includes one or more preceding filter (or other) conditions for the exclusion of respondents.

v298 by v7, Absolute Values (Row Percent), weighted by v8

v7	v298	1	2	3	4	5	9	N Sum	N Valid Sum
						M	M		
AT	55 (19.0)	126 (43.6)	88 (30.4)	20 (6.9)	2	719	1010	289	
BE	34 (11.4)	159 (53.4)	96 (32.2)	9 (3.0)	1	721	1020	298	
BG	23 (16.7)	84 (60.9)	28 (20.3)	3 (2.2)	8	853	999	138	
CY	22 (22.9)	48 (50.0)	21 (21.9)	5 (5.2)		405	501	96	
CZ	78 (27.1)	152 (52.8)	55 (19.1)	3 (1.0)		726	1014	288	
DE-E	32 (19.8)	88 (54.3)	37 (22.8)	5 (3.1)	3	365	530	162	
DE-W	53 (19.5)	150 (55.1)	63 (23.2)	6 (2.2)	2	715	989	272	
DK	57 (17.0)	164 (49.0)	97 (29.0)	17 (5.1)	3	670	1008	335	
EE	34 (13.9)	102 (41.6)	100 (40.8)	9 (3.7)	2	754	1001	245	
ES	46 (14.7)	175 (56.1)	77 (24.7)	14 (4.5)		694	1006	312	
FI	33 (12.7)	151 (58.1)	68 (26.2)	8 (3.1)		743	1003	260	
FR	71 (24.0)	158 (53.4)	52 (17.6)	15 (5.1)		704	1000	296	
GB-GBN	87 (27.8)	164 (52.4)	61 (19.5)	1 (0.3)	2	684	999	313	
GB-NIR	14 (22.6)	37 (59.7)	11 (17.7)			230	292	62	
GR	50 (23.6)	123 (58.0)	37 (17.5)	2 (0.9)		788	1000	212	
HU	59 (20.6)	157 (54.7)	65 (22.6)	6 (2.1)	1	726	1014	287	
IE	86 (25.8)	192 (57.7)	46 (13.8)	9 (2.7)	3	639	975	333	
IT	56 (18.2)	174 (56.5)	72 (23.4)	6 (1.9)	4	728	1040	308	
LT	16 (8.9)	96 (53.6)	57 (31.8)	10 (5.6)		847	1026	179	
LU	24 (18.6)	84 (65.1)	18 (14.0)	3 (2.3)	1	371	501	129	
LV	54 (19.7)	105 (38.3)	107 (39.1)	8 (2.9)		725	999	274	
MT	15 (13.4)	42 (37.5)	45 (40.2)	10 (8.9)		387	499	112	
NL	48 (11.7)	151 (36.9)	188 (46.0)	22 (5.4)		615	1024	409	
PL	36 (15.9)	140 (61.7)	44 (19.4)	7 (3.1)	7	766	1000	227	
PT	35 (16.5)	139 (65.6)	34 (16.0)	4 (1.9)		834	1046	212	
RO	29 (17.5)	102 (61.4)	28 (16.9)	7 (4.2)	4	842	1012	166	
SE	21 (6.8)	81 (26.4)	172 (56.0)	33 (10.7)	2	701	1010	307	
SI	48 (19.7)	114 (46.7)	65 (26.6)	17 (7.0)		776	1020	244	
SK	43 (15.0)	171 (59.8)	68 (23.8)	4 (1.4)	1	748	1035	286	
N Sum	1259	3629	1900	263	46	19476	26573		
N Valid Sum	1259	3629	1900	263				7051	

v299 - QB24 DATA PROCESSING APPROVAL REQ: IN ALL CASES

Q.B24

ASK ALL

Should your specific approval be required before any kind of personal information is collected and processed?

(SHOW CARD – READ OUT – MULTIPLE ANSWERS POSSIBLE)

Q.B24_1 Yes, in all cases

0 Not mentioned

1 Mentioned

v299 by v7, Absolute Values (Row Percent), weighted by v8

	v299	0	1	N Sum	N Valid Sum
v7					
AT	392 (38.8)	618 (61.2)	1010	1010	
BE	343 (33.6)	677 (66.4)	1020	1020	
BG	132 (13.2)	868 (86.8)	1000	1000	
CY	60 (12.0)	441 (88.0)	501	501	
CZ	234 (23.1)	781 (76.9)	1015	1015	
DE-E	123 (23.2)	407 (76.8)	530	530	
DE-W	334 (33.8)	655 (66.2)	989	989	
DK	322 (32.0)	685 (68.0)	1007	1007	
EE	219 (21.9)	781 (78.1)	1000	1000	
ES	189 (18.8)	817 (81.2)	1006	1006	
FI	339 (33.8)	664 (66.2)	1003	1003	
FR	253 (25.3)	747 (74.7)	1000	1000	
GB-GBN	221 (22.1)	779 (77.9)	1000	1000	
GB-NIR	46 (15.8)	245 (84.2)	291	291	
GR	136 (13.6)	864 (86.4)	1000	1000	
HU	270 (26.6)	744 (73.4)	1014	1014	
IE	235 (24.1)	740 (75.9)	975	975	
IT	257 (24.7)	782 (75.3)	1039	1039	
LT	189 (18.4)	837 (81.6)	1026	1026	
LU	137 (27.3)	364 (72.7)	501	501	
LV	250 (25.0)	750 (75.0)	1000	1000	
MT	81 (16.2)	419 (83.8)	500	500	
NL	398 (38.9)	626 (61.1)	1024	1024	
PL	260 (26.0)	740 (74.0)	1000	1000	
PT	333 (31.8)	713 (68.2)	1046	1046	
RO	229 (22.6)	784 (77.4)	1013	1013	
SE	403 (39.9)	607 (60.1)	1010	1010	
SI	214 (21.0)	806 (79.0)	1020	1020	
SK	262 (25.3)	772 (74.7)	1034	1034	
N Sum	6861	19713	26574		
N Valid Sum	6861	19713		26574	

v300 - QB24 DATA PROCESSING APPROVAL REQ: ON THE INTERNET

Q.B24

ASK ALL

Should your specific approval be required before any kind of personal information is collected and processed?

(SHOW CARD – READ OUT – MULTIPLE ANSWERS POSSIBLE)

Q.B24_2 Yes, in the context of personal information asked on the Internet

0 Not mentioned

1 Mentioned

v300 by v7, Absolute Values (Row Percent), weighted by v8

	v300	0	1	N Sum	N Valid Sum
v7					
AT	806 (79.8)	204 (20.2)		1010	1010
BE	877 (86.0)	143 (14.0)		1020	1020
BG	948 (94.8)	52 (5.2)		1000	1000
CY	481 (96.0)	20 (4.0)		501	501
CZ	889 (87.6)	126 (12.4)		1015	1015
DE-E	459 (86.6)	71 (13.4)		530	530
DE-W	784 (79.3)	205 (20.7)		989	989
DK	877 (87.1)	130 (12.9)		1007	1007
EE	920 (92.0)	80 (8.0)		1000	1000
ES	946 (94.0)	60 (6.0)		1006	1006
FI	803 (80.1)	200 (19.9)		1003	1003
FR	885 (88.5)	115 (11.5)		1000	1000
GB-GBN	886 (88.6)	114 (11.4)		1000	1000
GB-NIR	271 (93.1)	20 (6.9)		291	291
GR	913 (91.3)	87 (8.7)		1000	1000
HU	907 (89.4)	107 (10.6)		1014	1014
IE	828 (84.9)	147 (15.1)		975	975
IT	932 (89.7)	107 (10.3)		1039	1039
LT	920 (89.7)	106 (10.3)		1026	1026
LU	437 (87.2)	64 (12.8)		501	501
LV	870 (87.0)	130 (13.0)		1000	1000
MT	471 (94.2)	29 (5.8)		500	500
NL	815 (79.6)	209 (20.4)		1024	1024
PL	911 (91.1)	89 (8.9)		1000	1000
PT	941 (90.0)	105 (10.0)		1046	1046
RO	939 (92.7)	74 (7.3)		1013	1013
SE	764 (75.6)	246 (24.4)		1010	1010
SI	922 (90.4)	98 (9.6)		1020	1020
SK	919 (88.9)	115 (11.1)		1034	1034
N Sum	23321	3253		26574	
N Valid Sum	23321	3253			26574

v301 - QB24 DATA PROCESSING APPROVAL REQ: IF SENSITIVE

Q.B24

ASK ALL

Should your specific approval be required before any kind of personal information is collected and processed?

(SHOW CARD – READ OUT – MULTIPLE ANSWERS POSSIBLE)

Q.B24_3 Yes, in the case of sensitive information (health, religion, political beliefs, sexual preferences, etc.)

0 Not mentioned

1 Mentioned

v301 by v7, Absolute Values (Row Percent), weighted by v8

	v301	0	1	N Sum	N Valid Sum
v7					
AT	866 (85.7)	144 (14.3)	1010	1010	
BE	924 (90.6)	96 (9.4)	1020	1020	
BG	949 (94.9)	51 (5.1)	1000	1000	
CY	470 (93.8)	31 (6.2)	501	501	
CZ	927 (91.3)	88 (8.7)	1015	1015	
DE-E	494 (93.2)	36 (6.8)	530	530	
DE-W	862 (87.2)	127 (12.8)	989	989	
DK	827 (82.1)	180 (17.9)	1007	1007	
EE	917 (91.7)	83 (8.3)	1000	1000	
ES	950 (94.4)	56 (5.6)	1006	1006	
FI	882 (87.9)	121 (12.1)	1003	1003	
FR	922 (92.2)	78 (7.8)	1000	1000	
GB-GBN	936 (93.6)	64 (6.4)	1000	1000	
GB-NIR	280 (96.2)	11 (3.8)	291	291	
GR	964 (96.4)	36 (3.6)	1000	1000	
HU	923 (91.0)	91 (9.0)	1014	1014	
IE	912 (93.5)	63 (6.5)	975	975	
IT	962 (92.6)	77 (7.4)	1039	1039	
LT	999 (97.4)	27 (2.6)	1026	1026	
LU	467 (93.2)	34 (6.8)	501	501	
LV	939 (93.9)	61 (6.1)	1000	1000	
MT	465 (93.0)	35 (7.0)	500	500	
NL	869 (84.9)	155 (15.1)	1024	1024	
PL	942 (94.2)	58 (5.8)	1000	1000	
PT	996 (95.2)	50 (4.8)	1046	1046	
RO	958 (94.6)	55 (5.4)	1013	1013	
SE	834 (82.6)	176 (17.4)	1010	1010	
SI	946 (92.7)	74 (7.3)	1020	1020	
SK	918 (88.8)	116 (11.2)	1034	1034	
N Sum	24300	2274	26574		
N Valid Sum	24300	2274		26574	

v302 - QB24 DATA PROCESSING APPROVAL REQ: NO

Q.B24

ASK ALL

Should your specific approval be required before any kind of personal information is collected and processed?

(SHOW CARD – READ OUT – MULTIPLE ANSWERS POSSIBLE)

Q.B24_4 No

0 Not mentioned

1 Mentioned

v302 by v7, Absolute Values (Row Percent), weighted by v8

	v302	0	1	N Sum	N Valid Sum
v7					
AT	966 (95.6)	44 (4.4)		1010	1010
BE	917 (89.9)	103 (10.1)		1020	1020
BG	980 (98.0)	20 (2.0)		1000	1000
CY	495 (98.8)	6 (1.2)		501	501
CZ	992 (97.7)	23 (2.3)		1015	1015
DE-E	511 (96.4)	19 (3.6)		530	530
DE-W	951 (96.2)	38 (3.8)		989	989
DK	973 (96.6)	34 (3.4)		1007	1007
EE	933 (93.3)	67 (6.7)		1000	1000
ES	961 (95.5)	45 (4.5)		1006	1006
FI	964 (96.1)	39 (3.9)		1003	1003
FR	947 (94.7)	53 (5.3)		1000	1000
GB-GBN	961 (96.1)	39 (3.9)		1000	1000
GB-NIR	283 (97.3)	8 (2.7)		291	291
GR	996 (99.6)	4 (0.4)		1000	1000
HU	954 (94.1)	60 (5.9)		1014	1014
IE	966 (99.1)	9 (0.9)		975	975
IT	984 (94.7)	55 (5.3)		1039	1039
LT	997 (97.2)	29 (2.8)		1026	1026
LU	471 (94.0)	30 (6.0)		501	501
LV	948 (94.8)	52 (5.2)		1000	1000
MT	491 (98.2)	9 (1.8)		500	500
NL	989 (96.6)	35 (3.4)		1024	1024
PL	941 (94.1)	59 (5.9)		1000	1000
PT	920 (88.0)	126 (12.0)		1046	1046
RO	988 (97.5)	25 (2.5)		1013	1013
SE	958 (94.9)	52 (5.1)		1010	1010
SI	965 (94.6)	55 (5.4)		1020	1020
SK	998 (96.5)	36 (3.5)		1034	1034
N Sum	25400	1174		26574	
N Valid Sum	25400	1174			26574

v303 - QB24 DATA PROCESSING APPROVAL REQ: DK

Q.B24

ASK ALL

Should your specific approval be required before any kind of personal information is collected and processed?

(SHOW CARD – READ OUT – MULTIPLE ANSWERS POSSIBLE)

Q.B24_5 DK

0 Not mentioned

1 Mentioned

v303 by v7, Absolute Values (Row Percent), weighted by v8

v7	v303	0	1	N Sum	N Valid Sum
AT	988 (97.8)	22 (2.2)		1010	1010
BE	1011 (99.1)	9 (0.9)		1020	1020
BG	983 (98.3)	17 (1.7)		1000	1000
CY	498 (99.4)	3 (0.6)		501	501
CZ	1008 (99.3)	7 (0.7)		1015	1015
DE-E	525 (99.1)	5 (0.9)		530	530
DE-W	972 (98.3)	17 (1.7)		989	989
DK	989 (98.2)	18 (1.8)		1007	1007
EE	989 (98.9)	11 (1.1)		1000	1000
ES	975 (96.9)	31 (3.1)		1006	1006
FI	993 (99.0)	10 (1.0)		1003	1003
FR	975 (97.5)	25 (2.5)		1000	1000
GB-GBN	981 (98.1)	19 (1.9)		1000	1000
GB-NIR	283 (97.3)	8 (2.7)		291	291
GR	986 (98.6)	14 (1.4)		1000	1000
HU	998 (98.4)	16 (1.6)		1014	1014
IE	945 (96.9)	30 (3.1)		975	975
IT	1017 (97.9)	22 (2.1)		1039	1039
LT	995 (97.0)	31 (3.0)		1026	1026
LU	489 (97.6)	12 (2.4)		501	501
LV	981 (98.1)	19 (1.9)		1000	1000
MT	489 (97.8)	11 (2.2)		500	500
NL	1009 (98.5)	15 (1.5)		1024	1024
PL	938 (93.8)	62 (6.2)		1000	1000
PT	990 (94.6)	56 (5.4)		1046	1046
RO	922 (91.0)	91 (9.0)		1013	1013
SE	1002 (99.2)	8 (0.8)		1010	1010
SI	1015 (99.5)	5 (0.5)		1020	1020
SK	1028 (99.4)	6 (0.6)		1034	1034
N Sum	25974	600		26574	
N Valid Sum	25974	600			26574

v304 - QB25 INFO PROTECTION TRUST: NAT PUBL AUTHORITIES

Q.B25

Different authorities (government departments, local authorities, agencies) and private companies collect and store personal information. To what extent do you trust the following institutions to protect your personal information?

(SHOW CARD WITH SCALE – ONE ANSWER PER LINE – READ OUT)

Q.B25_1 National public authorities (e.g. tax authorities, social security authorities)

- 1 Totally trust
- 2 Tend to trust
- 3 Tend not to trust
- 4 Do not trust at all
- 5 DK

v304 by v7, Absolute Values (Row Percent), weighted by v8

v304	1	2	3	4	5	N Sum	N Valid Sum
M							
AT	258 (26.2)	554 (56.2)	154 (15.6)	20 (2.0)	24	1010	986
BE	222 (21.9)	591 (58.3)	147 (14.5)	53 (5.2)	7	1020	1013
BG	242 (25.1)	518 (53.8)	164 (17.0)	39 (4.0)	37	1000	963
CY	108 (23.1)	212 (45.3)	81 (17.3)	67 (14.3)	33	501	468
CZ	145 (14.3)	600 (59.3)	213 (21.0)	54 (5.3)	4	1016	1012
DE-E	85 (16.4)	251 (48.4)	138 (26.6)	45 (8.7)	11	530	519
DE-W	193 (19.6)	533 (54.2)	195 (19.8)	63 (6.4)	4	988	984
DK	578 (57.9)	353 (35.3)	53 (5.3)	15 (1.5)	8	1007	999
EE	251 (25.5)	590 (60.0)	104 (10.6)	38 (3.9)	17	1000	983
ES	217 (21.7)	476 (47.7)	224 (22.4)	81 (8.1)	8	1006	998
FI	363 (36.4)	517 (51.8)	91 (9.1)	27 (2.7)	6	1004	998
FR	238 (24.1)	527 (53.4)	130 (13.2)	92 (9.3)	13	1000	987
GB-GBN	118 (12.0)	515 (52.4)	205 (20.9)	145 (14.8)	18	1001	983
GB-NIR	41 (14.2)	136 (47.2)	81 (28.1)	30 (10.4)	3	291	288
GR	41 (4.1)	477 (47.8)	344 (34.5)	135 (13.5)	3	1000	997
HU	275 (27.2)	563 (55.6)	125 (12.4)	49 (4.8)	3	1015	1012
IE	162 (17.4)	561 (60.4)	137 (14.7)	69 (7.4)	47	976	929
IT	102 (10.1)	556 (55.0)	253 (25.0)	100 (9.9)	28	1039	1011
LT	135 (13.7)	515 (52.1)	265 (26.8)	74 (7.5)	36	1025	989
LU	162 (32.8)	279 (56.5)	42 (8.5)	11 (2.2)	8	502	494
LV	159 (16.1)	493 (49.9)	239 (24.2)	96 (9.7)	13	1000	987
MT	115 (23.7)	261 (53.8)	86 (17.7)	23 (4.7)	16	501	485
NL	370 (36.4)	493 (48.5)	103 (10.1)	51 (5.0)	7	1024	1017
PL	97 (10.3)	510 (54.0)	265 (28.0)	73 (7.7)	55	1000	945
PT	125 (12.3)	669 (65.9)	165 (16.3)	56 (5.5)	32	1047	1015
RO	146 (15.8)	478 (51.6)	205 (22.1)	97 (10.5)	86	1012	926
SE	418 (41.7)	448 (44.7)	95 (9.5)	41 (4.1)	8	1010	1002
SI	194 (19.3)	526 (52.3)	219 (21.8)	66 (6.6)	16	1021	1005
SK	178 (17.5)	673 (66.0)	135 (13.2)	34 (3.3)	14	1034	1020
N Sum	5738	13875	4658	1744	565	26580	
N Valid Sum	5738	13875	4658	1744			26015

v305 - QB25 INFO PROTECTION TRUST: EUROP INSTITUTIONS

Q.B25

Different authorities (government departments, local authorities, agencies) and private companies collect and store personal information. To what extent do you trust the following institutions to protect your personal information?

(SHOW CARD WITH SCALE – ONE ANSWER PER LINE – READ OUT)

Q.B25_2 European institutions (European Commission, European Parliament, etc.)

- 1 Totally trust
- 2 Tend to trust
- 3 Tend not to trust
- 4 Do not trust at all
- 5 DK

v305 by v7, Absolute Values (Row Percent), weighted by v8

v7	v305	1	2	3	4	5	N Sum	N Valid Sum
						M		
AT	175 (18.5)	442 (46.8)	252 (26.7)	75 (7.9)	65	1009	944	
BE	167 (16.6)	578 (57.5)	207 (20.6)	53 (5.3)	14	1019	1005	
BG	134 (17.1)	415 (52.9)	165 (21.0)	71 (9.0)	215	1000	785	
CY	42 (10.3)	193 (47.5)	110 (27.1)	61 (15.0)	95	501	406	
CZ	75 (8.0)	492 (52.3)	286 (30.4)	87 (9.3)	75	1015	940	
DE-E	30 (6.0)	170 (33.9)	212 (42.3)	89 (17.8)	29	530	501	
DE-W	96 (10.4)	410 (44.6)	304 (33.1)	109 (11.9)	69	988	919	
DK	305 (32.5)	418 (44.6)	166 (17.7)	49 (5.2)	68	1006	938	
EE	146 (17.6)	475 (57.4)	159 (19.2)	48 (5.8)	172	1000	828	
ES	151 (16.3)	464 (50.1)	230 (24.8)	81 (8.7)	80	1006	926	
FI	161 (17.0)	467 (49.4)	229 (24.2)	88 (9.3)	58	1003	945	
FR	119 (13.5)	417 (47.4)	206 (23.4)	137 (15.6)	121	1000	879	
GB-GBN	37 (4.3)	334 (38.4)	274 (31.5)	224 (25.8)	132	1001	869	
GB-NIR	21 (7.9)	110 (41.2)	95 (35.6)	41 (15.4)	24	291	267	
GR	40 (4.1)	417 (42.3)	343 (34.8)	185 (18.8)	16	1001	985	
HU	205 (21.9)	537 (57.3)	148 (15.8)	47 (5.0)	78	1015	937	
IE	91 (11.9)	458 (59.8)	150 (19.6)	67 (8.7)	208	974	766	
IT	110 (11.3)	513 (52.5)	255 (26.1)	99 (10.1)	62	1039	977	
LT	129 (15.0)	478 (55.7)	185 (21.6)	66 (7.7)	169	1027	858	
LU	102 (21.8)	264 (56.4)	78 (16.7)	24 (5.1)	33	501	468	
LV	93 (11.4)	422 (51.5)	230 (28.1)	74 (9.0)	181	1000	819	
MT	83 (20.7)	207 (51.6)	75 (18.7)	36 (9.0)	100	501	401	
NL	197 (20.8)	457 (48.2)	207 (21.8)	87 (9.2)	75	1023	948	
PL	79 (9.7)	459 (56.4)	223 (27.4)	53 (6.5)	187	1001	814	
PT	89 (9.7)	593 (64.6)	177 (19.3)	59 (6.4)	128	1046	918	
RO	115 (13.6)	480 (56.7)	175 (20.7)	76 (9.0)	167	1013	846	
SE	210 (22.3)	459 (48.7)	183 (19.4)	90 (9.6)	69	1011	942	
SI	120 (12.6)	489 (51.5)	256 (27.0)	84 (8.9)	72	1021	949	
SK	134 (13.9)	617 (63.9)	180 (18.7)	34 (3.5)	69	1034	965	
N Sum	3456	12235	5760	2294	2831	26576		
N Valid Sum	3456	12235	5760	2294			23745	

v306 - QB25 INFO PROTECTION TRUST: FINANC INSTITUTIONS

Q.B25

Different authorities (government departments, local authorities, agencies) and private companies collect and store personal information. To what extent do you trust the following institutions to protect your personal information?

(SHOW CARD WITH SCALE – ONE ANSWER PER LINE – READ OUT)

Q.B25_3 Banks and financial institutions

- 1 Totally trust
- 2 Tend to trust
- 3 Tend not to trust
- 4 Do not trust at all
- 5 DK

v306 by v7, Absolute Values (Row Percent), weighted by v8

v306	1	2	3	4	5	N Sum	N Valid Sum
v7							
					M		
AT	252 (25.5)	507 (51.3)	185 (18.7)	45 (4.6)	20	1009	989
BE	181 (17.8)	603 (59.3)	170 (16.7)	63 (6.2)	4	1021	1017
BG	187 (19.9)	463 (49.3)	224 (23.9)	65 (6.9)	61	1000	939
CY	127 (26.2)	239 (49.3)	72 (14.8)	47 (9.7)	15	500	485
CZ	135 (13.4)	576 (57.0)	237 (23.4)	63 (6.2)	5	1016	1011
DE-E	53 (10.2)	217 (41.7)	162 (31.1)	89 (17.1)	8	529	521
DE-W	117 (12.0)	452 (46.3)	302 (30.9)	106 (10.8)	12	989	977
DK	595 (59.5)	333 (33.3)	54 (5.4)	18 (1.8)	6	1006	1000
EE	292 (29.8)	565 (57.6)	92 (9.4)	32 (3.3)	19	1000	981
ES	165 (16.5)	431 (43.2)	264 (26.5)	137 (13.7)	10	1007	997
FI	461 (46.2)	447 (44.8)	70 (7.0)	20 (2.0)	4	1002	998
FR	145 (14.8)	472 (48.3)	211 (21.6)	150 (15.3)	22	1000	978
GB-GBN	188 (19.2)	559 (57.0)	146 (14.9)	87 (8.9)	21	1001	980
GB-NIR	62 (21.5)	142 (49.1)	64 (22.1)	21 (7.3)	2	291	289
GR	15 (1.5)	200 (20.2)	459 (46.3)	317 (32.0)	9	1000	991
HU	200 (20.3)	481 (48.8)	212 (21.5)	92 (9.3)	27	1012	985
IE	73 (7.8)	443 (47.5)	263 (28.2)	154 (16.5)	41	974	933
IT	84 (8.3)	458 (45.5)	335 (33.3)	130 (12.9)	32	1039	1007
LT	185 (18.7)	564 (56.9)	187 (18.9)	55 (5.5)	35	1026	991
LU	186 (37.3)	247 (49.6)	50 (10.0)	15 (3.0)	3	501	498
LV	194 (20.0)	543 (56.1)	177 (18.3)	54 (5.6)	31	999	968
MT	171 (34.8)	263 (53.6)	43 (8.8)	14 (2.9)	8	499	491
NL	310 (30.5)	503 (49.5)	136 (13.4)	67 (6.6)	9	1025	1016
PL	100 (10.7)	506 (54.1)	258 (27.6)	72 (7.7)	64	1000	936
PT	73 (7.2)	597 (59.0)	266 (26.3)	76 (7.5)	34	1046	1012
RO	95 (10.5)	346 (38.4)	323 (35.8)	137 (15.2)	112	1013	901
SE	423 (42.0)	462 (45.8)	82 (8.1)	41 (4.1)	2	1010	1008
SI	219 (21.7)	586 (58.0)	152 (15.0)	54 (5.3)	9	1020	1011
SK	206 (20.2)	625 (61.3)	161 (15.8)	28 (2.7)	14	1034	1020
N Sum	5494	12830	5357	2249	639	26569	
N Valid Sum	5494	12830	5357	2249			25930

v307 - QB25 INFO PROTECTION TRUST: MEDICAL INSTITUTIONS

Q.B25

Different authorities (government departments, local authorities, agencies) and private companies collect and store personal information. To what extent do you trust the following institutions to protect your personal information?

(SHOW CARD WITH SCALE – ONE ANSWER PER LINE – READ OUT)

Q.B25_4 Health and medical institutions

- 1 Totally trust
- 2 Tend to trust
- 3 Tend not to trust
- 4 Do not trust at all
- 5 DK

v307 by v7, Absolute Values (Row Percent), weighted by v8

v307	1	2	3	4	5	N Sum	N Valid Sum
M							
AT	295 (29.7)	509 (51.3)	163 (16.4)	25 (2.5)	17	1009	992
BE	290 (28.5)	637 (62.6)	74 (7.3)	17 (1.7)	2	1020	1018
BG	245 (25.7)	491 (51.5)	169 (17.7)	49 (5.1)	46	1000	954
CY	172 (34.6)	222 (44.7)	58 (11.7)	45 (9.1)	4	501	497
CZ	215 (21.3)	586 (58.0)	174 (17.2)	36 (3.6)	3	1014	1011
DE-E	137 (26.2)	289 (55.4)	77 (14.8)	19 (3.6)	8	530	522
DE-W	251 (25.6)	533 (54.3)	170 (17.3)	28 (2.9)	7	989	982
DK	579 (58.1)	357 (35.8)	48 (4.8)	12 (1.2)	12	1008	996
EE	281 (28.4)	588 (59.5)	88 (8.9)	32 (3.2)	11	1000	989
ES	343 (34.3)	516 (51.7)	105 (10.5)	35 (3.5)	6	1005	999
FI	408 (40.8)	494 (49.4)	73 (7.3)	24 (2.4)	5	1004	999
FR	290 (29.4)	568 (57.6)	84 (8.5)	44 (4.5)	14	1000	986
GB-GBN	268 (27.3)	564 (57.4)	96 (9.8)	55 (5.6)	17	1000	983
GB-NIR	88 (30.3)	162 (55.9)	29 (10.0)	11 (3.8)	1	291	290
GR	111 (11.1)	465 (46.6)	275 (27.6)	147 (14.7)	2	1000	998
HU	304 (30.1)	539 (53.4)	122 (12.1)	45 (4.5)	4	1014	1010
IE	167 (17.9)	610 (65.3)	115 (12.3)	42 (4.5)	40	974	934
IT	131 (12.9)	576 (56.6)	218 (21.4)	92 (9.0)	21	1038	1017
LT	184 (18.4)	544 (54.4)	220 (22.0)	52 (5.2)	25	1025	1000
LU	187 (37.6)	266 (53.4)	37 (7.4)	8 (1.6)	4	502	498
LV	173 (17.6)	535 (54.4)	207 (21.1)	68 (6.9)	17	1000	983
MT	181 (36.9)	265 (54.1)	33 (6.7)	11 (2.2)	9	499	490
NL	324 (31.9)	529 (52.0)	115 (11.3)	49 (4.8)	8	1025	1017
PL	104 (11.0)	534 (56.6)	236 (25.0)	70 (7.4)	56	1000	944
PT	153 (14.9)	673 (65.7)	153 (14.9)	46 (4.5)	22	1047	1025
RO	146 (15.6)	474 (50.7)	233 (24.9)	81 (8.7)	79	1013	934
SE	474 (47.0)	419 (41.5)	89 (8.8)	27 (2.7)	2	1011	1009
SI	255 (25.1)	584 (57.5)	136 (13.4)	40 (3.9)	5	1020	1015
SK	213 (20.7)	654 (63.6)	138 (13.4)	24 (2.3)	5	1034	1029
N Sum	6969	14183	3735	1234	452	26573	
N Valid Sum	6969	14183	3735	1234			26121

v308 - QB25 INFO PROTECTION TRUST: SHOPS/DEPARTM STORES

Q.B25

Different authorities (government departments, local authorities, agencies) and private companies collect and store personal information. To what extent do you trust the following institutions to protect your personal information?

(SHOW CARD WITH SCALE – ONE ANSWER PER LINE – READ OUT)

Q.B25_5 Shops and department stores

- 1 Totally trust
- 2 Tend to trust
- 3 Tend not to trust
- 4 Do not trust at all
- 5 DK

v308 by v7, Absolute Values (Row Percent), weighted by v8

v308	1	2	3	4	5	N Sum	N Valid Sum
v7							
	M						
AT	58 (5.9)	258 (26.3)	505 (51.5)	159 (16.2)	30	1010	980
BE	59 (5.8)	464 (45.8)	377 (37.2)	114 (11.2)	6	1020	1014
BG	39 (4.2)	236 (25.7)	383 (41.6)	262 (28.5)	81	1001	920
CY	33 (6.9)	180 (37.4)	176 (36.6)	92 (19.1)	20	501	481
CZ	36 (3.6)	324 (32.5)	405 (40.6)	232 (23.3)	18	1015	997
DE-E	26 (5.0)	157 (30.3)	206 (39.7)	130 (25.0)	10	529	519
DE-W	30 (3.1)	303 (31.1)	437 (44.9)	203 (20.9)	17	990	973
DK	63 (6.5)	407 (41.7)	395 (40.5)	111 (11.4)	32	1008	976
EE	82 (8.4)	492 (50.5)	321 (33.0)	79 (8.1)	27	1001	974
ES	72 (7.4)	399 (41.0)	345 (35.5)	156 (16.0)	33	1005	972
FI	94 (9.5)	537 (54.0)	299 (30.1)	64 (6.4)	9	1003	994
FR	45 (4.6)	301 (31.0)	361 (37.2)	264 (27.2)	29	1000	971
GB-GBN	37 (3.9)	444 (46.6)	312 (32.7)	160 (16.8)	47	1000	953
GB-NIR	18 (6.5)	104 (37.3)	117 (41.9)	40 (14.3)	12	291	279
GR	13 (1.3)	222 (22.5)	489 (49.6)	262 (26.6)	14	1000	986
HU	61 (6.3)	303 (31.0)	424 (43.4)	188 (19.3)	38	1014	976
IE	39 (4.2)	511 (55.4)	271 (29.4)	102 (11.1)	52	975	923
IT	55 (5.5)	325 (32.5)	429 (42.9)	190 (19.0)	40	1039	999
LT	69 (7.0)	399 (40.7)	374 (38.2)	138 (14.1)	46	1026	980
LU	24 (5.0)	171 (35.6)	196 (40.7)	90 (18.7)	20	501	481
LV	55 (5.7)	345 (35.9)	371 (38.6)	190 (19.8)	39	1000	961
MT	19 (4.3)	147 (33.3)	197 (44.7)	78 (17.7)	58	499	441
NL	26 (2.6)	310 (31.0)	477 (47.7)	188 (18.8)	22	1023	1001
PL	34 (3.8)	326 (36.7)	387 (43.5)	142 (16.0)	111	1000	889
PT	32 (3.3)	384 (40.2)	400 (41.8)	140 (14.6)	91	1047	956
RO	40 (4.7)	247 (28.7)	342 (39.8)	231 (26.9)	154	1014	860
SE	71 (7.1)	348 (35.0)	392 (39.4)	184 (18.5)	16	1011	995
SI	45 (4.5)	398 (39.5)	427 (42.4)	137 (13.6)	13	1020	1007
SK	58 (5.9)	360 (36.5)	419 (42.5)	149 (15.1)	47	1033	986
N Sum	1333	9402	10234	4475	1132	26576	
N Valid Sum	1333	9402	10234	4475			25444

v309 - QB25 INFO PROTECTION TRUST: INTERNET COMPANIES

Q.B25

Different authorities (government departments, local authorities, agencies) and private companies collect and store personal information. To what extent do you trust the following institutions to protect your personal information?

(SHOW CARD WITH SCALE – ONE ANSWER PER LINE – READ OUT)

Q.B25_6 Internet companies (Search Engines, Social Networking Sites, E-mail Services)

- 1 Totally trust
- 2 Tend to trust
- 3 Tend not to trust
- 4 Do not trust at all
- 5 DK

v309 by v7, Absolute Values (Row Percent), weighted by v8

v309	1	2	3	4	5	N Sum	N Valid Sum
v7							
	M						
AT	37 (4.1)	177 (19.8)	414 (46.3)	266 (29.8)	117	1011	894
BE	13 (1.4)	228 (24.6)	434 (46.9)	251 (27.1)	93	1019	926
BG	17 (2.6)	177 (27.2)	246 (37.8)	210 (32.3)	350	1000	650
CY	9 (2.7)	52 (15.7)	128 (38.6)	143 (43.1)	169	501	332
CZ	19 (2.1)	238 (26.7)	371 (41.6)	264 (29.6)	123	1015	892
DE-E	7 (1.5)	68 (14.7)	206 (44.4)	183 (39.4)	66	530	464
DE-W	16 (1.8)	147 (16.4)	420 (46.9)	312 (34.9)	94	989	895
DK	25 (2.7)	293 (31.3)	443 (47.3)	175 (18.7)	70	1006	936
EE	34 (4.4)	285 (36.7)	324 (41.8)	133 (17.1)	223	999	776
ES	11 (1.4)	174 (21.7)	296 (36.9)	321 (40.0)	203	1005	802
FI	38 (4.3)	298 (34.1)	380 (43.5)	158 (18.1)	129	1003	874
FR	22 (2.6)	144 (16.7)	358 (41.6)	336 (39.1)	140	1000	860
GB-GBN	21 (2.5)	280 (33.3)	329 (39.1)	212 (25.2)	158	1000	842
GB-NIR	8 (3.6)	71 (31.7)	86 (38.4)	59 (26.3)	66	290	224
GR	6 (0.7)	130 (14.3)	412 (45.2)	363 (39.8)	89	1000	911
HU	33 (4.1)	208 (26.0)	318 (39.8)	240 (30.0)	216	1015	799
IE	13 (1.8)	275 (38.0)	279 (38.6)	156 (21.6)	251	974	723
IT	47 (5.2)	189 (20.8)	366 (40.3)	306 (33.7)	131	1039	908
LT	33 (4.6)	261 (36.1)	301 (41.6)	128 (17.7)	303	1026	723
LU	10 (2.3)	73 (17.1)	186 (43.7)	157 (36.9)	75	501	426
LV	28 (3.5)	252 (31.1)	352 (43.5)	177 (21.9)	191	1000	809
MT	13 (3.7)	86 (24.8)	141 (40.6)	107 (30.8)	153	500	347
NL	14 (1.4)	186 (19.2)	481 (49.6)	288 (29.7)	54	1023	969
PL	15 (2.0)	243 (33.1)	317 (43.2)	159 (21.7)	267	1001	734
PT	17 (2.0)	247 (28.6)	324 (37.5)	275 (31.9)	184	1047	863
RO	45 (6.8)	184 (28.0)	258 (39.2)	171 (26.0)	355	1013	658
SE	15 (1.6)	245 (26.0)	418 (44.4)	264 (28.0)	68	1010	942
SI	14 (1.6)	212 (24.3)	362 (41.5)	284 (32.6)	147	1019	872
SK	12 (1.3)	318 (34.3)	385 (41.5)	212 (22.9)	106	1033	927
N Sum	592	5741	9335	6310	4591	26569	
N Valid Sum	592	5741	9335	6310			21978

v310 - QB25 INFO PROTECTION TRUST: PHONE COMPANIES

Q.B25

Different authorities (government departments, local authorities, agencies) and private companies collect and store personal information. To what extent do you trust the following institutions to protect your personal information?

(SHOW CARD WITH SCALE – ONE ANSWER PER LINE – READ OUT)

Q.B25_7 Phone companies, mobile phone companies and Internet Services Providers

- 1 Totally trust
- 2 Tend to trust
- 3 Tend not to trust
- 4 Do not trust at all
- 5 DK

v310 by v7, Absolute Values (Row Percent), weighted by v8

	v310	1	2	3	4	5	N Sum	N Valid Sum
v7								
						M		
AT	40 (4.1)	294 (30.1)	456 (46.7)	187 (19.1)	33		1010	977
BE	32 (3.2)	361 (35.9)	407 (40.5)	205 (20.4)	15		1020	1005
BG	41 (4.8)	309 (36.5)	327 (38.7)	169 (20.0)	155		1001	846
CY	42 (8.9)	209 (44.5)	134 (28.5)	85 (18.1)	30		500	470
CZ	30 (3.0)	345 (34.5)	416 (41.6)	208 (20.8)	17		1016	999
DE-E	10 (1.9)	89 (17.1)	224 (43.1)	197 (37.9)	10		530	520
DE-W	22 (2.3)	183 (18.9)	448 (46.3)	315 (32.5)	21		989	968
DK	78 (7.9)	364 (37.0)	374 (38.0)	167 (17.0)	23		1006	983
EE	95 (9.9)	551 (57.5)	238 (24.8)	74 (7.7)	43		1001	958
ES	25 (2.6)	238 (24.5)	336 (34.6)	373 (38.4)	34		1006	972
FI	65 (6.6)	480 (48.9)	333 (33.9)	103 (10.5)	22		1003	981
FR	42 (4.4)	243 (25.5)	355 (37.3)	313 (32.8)	46		999	953
GB-GBN	40 (4.2)	387 (40.7)	323 (34.0)	201 (21.1)	49		1000	951
GB-NIR	19 (6.9)	111 (40.1)	97 (35.0)	50 (18.1)	15		292	277
GR	7 (0.7)	131 (13.3)	491 (49.7)	359 (36.3)	12		1000	988
HU	74 (7.6)	410 (42.1)	315 (32.3)	175 (18.0)	39		1013	974
IE	26 (3.1)	374 (44.5)	301 (35.8)	139 (16.5)	134		974	840
IT	36 (3.6)	276 (27.5)	452 (45.1)	239 (23.8)	36		1039	1003
LT	79 (8.1)	429 (44.0)	350 (35.9)	116 (11.9)	51		1025	974
LU	37 (7.6)	213 (44.0)	148 (30.6)	86 (17.8)	18		502	484
LV	62 (6.6)	416 (44.2)	330 (35.0)	134 (14.2)	58		1000	942
MT	51 (11.2)	209 (45.7)	134 (29.3)	63 (13.8)	43		500	457
NL	35 (3.5)	273 (27.3)	384 (38.4)	307 (30.7)	24		1023	999
PL	37 (4.2)	377 (42.5)	349 (39.3)	125 (14.1)	112		1000	888
PT	25 (2.6)	312 (32.4)	402 (41.7)	225 (23.3)	83		1047	964
RO	68 (8.0)	295 (34.9)	327 (38.7)	155 (18.3)	169		1014	845
SE	26 (2.6)	253 (25.6)	373 (37.8)	336 (34.0)	21		1009	988
SI	33 (3.4)	364 (37.1)	393 (40.0)	192 (19.6)	40		1022	982
SK	63 (6.3)	425 (42.3)	378 (37.6)	138 (13.7)	30		1034	1004
N Sum	1240	8921	9595	5436	1383		26575	
N Valid Sum	1240	8921	9595	5436				25192

v311 - QB26 PERSONAL INFORMATION MISUSE - CONCERN

Q.B26

Companies holding information about you may sometimes use it for a different purpose than the one it was collected for, without informing you (e.g. for direct marketing, targeted online advertising). How concerned are you about this use of your information?

(READ OUT – ONE ANSWER ONLY)

- 1 Very concerned
- 2 Fairly concerned
- 3 Not very concerned
- 4 Not at all concerned
- 5 DK

v311 by v7, Absolute Values (Row Percent), weighted by v8

v7	v311	1	2	3	4	5	N Sum	N Valid Sum
						M		
AT	135 (13.7)	480 (48.7)	325 (33.0)	46 (4.7)	23		1009	986
BE	198 (19.5)	492 (48.5)	293 (28.9)	32 (3.2)	4		1019	1015
BG	241 (25.3)	478 (50.1)	184 (19.3)	51 (5.3)	46		1000	954
CY	207 (42.1)	133 (27.0)	105 (21.3)	47 (9.6)	9		501	492
CZ	328 (32.9)	451 (45.3)	186 (18.7)	31 (3.1)	19		1015	996
DE-E	180 (34.5)	207 (39.7)	110 (21.1)	25 (4.8)	9		531	522
DE-W	238 (24.8)	432 (45.0)	242 (25.2)	49 (5.1)	28		989	961
DK	250 (25.4)	371 (37.7)	298 (30.3)	65 (6.6)	24		1008	984
EE	136 (14.1)	373 (38.6)	367 (38.0)	91 (9.4)	34		1001	967
ES	244 (25.1)	447 (45.9)	203 (20.8)	80 (8.2)	32		1006	974
FI	105 (10.6)	495 (50.1)	318 (32.2)	70 (7.1)	14		1002	988
FR	344 (35.0)	453 (46.1)	131 (13.3)	55 (5.6)	17		1000	983
GB-GBN	385 (39.1)	417 (42.4)	155 (15.8)	27 (2.7)	16		1000	984
GB-NIR	133 (47.2)	103 (36.5)	37 (13.1)	9 (3.2)	9		291	282
GR	232 (23.4)	533 (53.7)	191 (19.2)	37 (3.7)	7		1000	993
HU	253 (25.2)	471 (46.9)	230 (22.9)	50 (5.0)	11		1015	1004
IE	375 (39.5)	411 (43.3)	129 (13.6)	34 (3.6)	26		975	949
IT	170 (17.0)	531 (53.0)	239 (23.9)	62 (6.2)	37		1039	1002
LT	172 (18.1)	435 (45.8)	287 (30.2)	56 (5.9)	76		1026	950
LU	146 (30.4)	221 (46.0)	93 (19.4)	20 (4.2)	21		501	480
LV	306 (31.4)	353 (36.2)	276 (28.3)	40 (4.1)	25		1000	975
MT	137 (28.9)	163 (34.4)	127 (26.8)	47 (9.9)	26		500	474
NL	204 (20.1)	473 (46.6)	294 (29.0)	44 (4.3)	9		1024	1015
PL	168 (17.8)	446 (47.2)	279 (29.6)	51 (5.4)	56		1000	944
PT	204 (19.9)	607 (59.3)	189 (18.5)	24 (2.3)	22		1046	1024
RO	205 (22.5)	419 (45.9)	201 (22.0)	88 (9.6)	99		1012	913
SE	86 (8.7)	287 (29.1)	497 (50.4)	117 (11.9)	22		1009	987
SI	178 (17.6)	369 (36.5)	368 (36.4)	97 (9.6)	7		1019	1012
SK	164 (16.2)	539 (53.3)	270 (26.7)	38 (3.8)	23		1034	1011
N Sum	6124	11590	6624	1483	751		26572	
N Valid Sum	6124	11590	6624	1483				25821

v312 - QB27 ACCESS OWN PERSONAL INFO - PREPARED TO PAY

Q.B27

According to EU data protection rules, you have the right to access your personal information stored by public or private entities, in order to change, block or delete it. EU rules do not specify whether access to personal information should be free of charge. In some EU Member States, you have to pay in order to be granted such access. Would you be prepared to pay to have access?

(SHOW CARD – READ OUT – ONE ANSWER ONLY)

- 1 Yes, but only a small amount (e.g. postage or communication costs), less than 2 Euro
- 2 Yes, up to 20 Euro
- 3 Yes, more than 20 Euro
- 4 No
- 5 DK

v312 by v7, Absolute Values (Row Percent), weighted by v8

	v312	1	2	3	4	5	N Sum	N Valid Sum
v7								
						M		
AT	262 (27.3)	115 (12.0)	28 (2.9)	555 (57.8)	50		1010	960
BE	153 (15.2)	54 (5.4)	7 (0.7)	793 (78.7)	14		1021	1007
BG	294 (32.8)	43 (4.8)	5 (0.6)	555 (61.9)	103		1000	897
CY	84 (17.7)	15 (3.2)	3 (0.6)	373 (78.5)	25		500	475
CZ	325 (33.5)	47 (4.9)	8 (0.8)	589 (60.8)	47		1016	969
DE-E	129 (24.6)	42 (8.0)	4 (0.8)	349 (66.6)	7		531	524
DE-W	283 (29.6)	85 (8.9)	4 (0.4)	584 (61.1)	33		989	956
DK	211 (21.5)	91 (9.3)	39 (4.0)	640 (65.2)	27		1008	981
EE	206 (21.7)	32 (3.4)	11 (1.2)	702 (73.8)	50		1001	951
ES	58 (6.0)	20 (2.1)	4 (0.4)	877 (91.4)	47		1006	959
FI	289 (29.6)	121 (12.4)	13 (1.3)	552 (56.6)	29		1004	975
FR	131 (13.4)	40 (4.1)	7 (0.7)	798 (81.8)	23		999	976
GB-GBN	157 (16.4)	137 (14.3)	42 (4.4)	620 (64.9)	45		1001	956
GB-NIR	59 (20.4)	30 (10.4)	19 (6.6)	181 (62.6)	3		292	289
GR	231 (24.9)	47 (5.1)	13 (1.4)	636 (68.6)	73		1000	927
HU	269 (27.6)	61 (6.3)	9 (0.9)	637 (65.3)	39		1015	976
IE	279 (32.6)	82 (9.6)	7 (0.8)	488 (57.0)	119		975	856
IT	221 (23.8)	96 (10.3)	45 (4.8)	567 (61.0)	109		1038	929
LT	207 (22.9)	49 (5.4)	2 (0.2)	644 (71.4)	124		1026	902
LU	99 (22.0)	48 (10.7)	7 (1.6)	295 (65.7)	51		500	449
LV	230 (23.4)	42 (4.3)	15 (1.5)	694 (70.7)	19		1000	981
MT	99 (23.9)	51 (12.3)	9 (2.2)	255 (61.6)	85		499	414
NL	263 (26.1)	69 (6.8)	22 (2.2)	655 (64.9)	16		1025	1009
PL	179 (19.1)	44 (4.7)	17 (1.8)	698 (74.4)	62		1000	938
PT	87 (9.0)	26 (2.7)	11 (1.1)	843 (87.2)	79		1046	967
RO	196 (24.5)	34 (4.3)	7 (0.9)	562 (70.3)	214		1013	799
SE	353 (35.7)	124 (12.5)	31 (3.1)	481 (48.6)	21		1010	989
SI	173 (17.5)	70 (7.1)	17 (1.7)	728 (73.7)	32		1020	988
SK	329 (33.1)	118 (11.9)	11 (1.1)	535 (53.9)	41		1034	993
N Sum	5856	1833	417	16886	1587		26579	
N Valid Sum	5856	1833	417	16886				24992

v313 - QB28 DELETION OF PERS WEB INFO: ON DECISION

Q.B28

ASK Q.B28 AND Q.B29 IF "USE THE INTERNET", CODES 1 TO 5 IN D.62_1 OR D.62_2 OR D.62_3 – OTHERS GO TO

Q.B30

In what circumstances, if any, would you like personal information stored and collected through a website to be completely deleted?

(SHOW CARD – READ OUT – MULTIPLE ANSWERS POSSIBLE)

Q.B28_1 Whenever you decide to delete it

0 Not mentioned

1 Mentioned

9 Inap. Not use internet (not coded 1 to 5 in V98 or V99 or V100)

v313 by v7, Absolute Values (Row Percent), weighted by v8

v7	v313	0	1	9	N Sum	N Valid Sum
		M				
AT	196 (29.6)	466 (70.4)	348	1010	662	
BE	179 (24.7)	547 (75.3)	293	1019	726	
BG	154 (33.8)	301 (66.2)	545	1000	455	
CY	43 (18.3)	192 (81.7)	267	502	235	
CZ	124 (18.4)	551 (81.6)	340	1015	675	
DE-E	62 (17.2)	299 (82.8)	169	530	361	
DE-W	145 (19.1)	616 (80.9)	228	989	761	
DK	272 (29.9)	637 (70.1)	98	1007	909	
EE	177 (24.3)	551 (75.7)	272	1000	728	
ES	110 (19.3)	459 (80.7)	436	1005	569	
FI	232 (28.9)	570 (71.1)	201	1003	802	
FR	149 (20.6)	573 (79.4)	278	1000	722	
GB-GBN	211 (27.6)	554 (72.4)	235	1000	765	
GB-NIR	55 (27.4)	146 (72.6)	90	291	201	
GR	119 (27.3)	317 (72.7)	564	1000	436	
HU	125 (23.0)	419 (77.0)	470	1014	544	
IE	173 (25.9)	496 (74.1)	306	975	669	
IT	192 (32.5)	398 (67.5)	449	1039	590	
LT	162 (26.9)	441 (73.1)	422	1025	603	
LU	83 (21.3)	307 (78.7)	111	501	390	
LV	188 (26.4)	524 (73.6)	289	1001	712	
MT	50 (17.4)	238 (82.6)	211	499	288	
NL	348 (36.0)	619 (64.0)	58	1025	967	
PL	162 (28.4)	408 (71.6)	430	1000	570	
PT	107 (28.3)	271 (71.7)	668	1046	378	
RO	109 (25.1)	325 (74.9)	579	1013	434	
SE	169 (18.3)	754 (81.7)	88	1011	923	
SI	172 (25.4)	505 (74.6)	342	1019	677	
SK	183 (26.0)	522 (74.0)	328	1033	705	
N Sum	4451	13006	9115	26572		
N Valid Sum	4451	13006			17457	

v314 - QB28 DELETION OF PERS WEB INFO: PROVIDER CHANGE

Q.B28

ASK Q.B28 AND Q.B29 IF "USE THE INTERNET", CODES 1 TO 5 IN D.62_1 OR D.62_2 OR D.62_3 – OTHERS GO TO

Q.B30

In what circumstances, if any, would you like personal information stored and collected through a website to be completely deleted?

(SHOW CARD – READ OUT – MULTIPLE ANSWERS POSSIBLE)

Q.B28_2 When you change your Internet provider

0 Not mentioned

1 Mentioned

9 Inap. Not use internet (not coded 1 to 5 in V98 or V99 or V100)

v314 by v7, Absolute Values (Row Percent), weighted by v8

v7	v314	0	1	9	N Sum	N Valid Sum
		M				
AT	561 (84.7)	101 (15.3)	348	1010	662	
BE	640 (88.2)	86 (11.8)	293	1019	726	
BG	399 (87.7)	56 (12.3)	545	1000	455	
CY	197 (84.2)	37 (15.8)	267	501	234	
CZ	611 (90.5)	64 (9.5)	340	1015	675	
DE-E	299 (82.8)	62 (17.2)	169	530	361	
DE-W	644 (84.6)	117 (15.4)	228	989	761	
DK	771 (84.8)	138 (15.2)	98	1007	909	
EE	614 (84.3)	114 (15.7)	272	1000	728	
ES	502 (88.1)	68 (11.9)	436	1006	570	
FI	705 (87.8)	98 (12.2)	201	1004	803	
FR	603 (83.5)	119 (16.5)	278	1000	722	
GB-GBN	689 (90.1)	76 (9.9)	235	1000	765	
GB-NIR	187 (93.0)	14 (7.0)	90	291	201	
GR	387 (88.8)	49 (11.2)	564	1000	436	
HU	494 (90.6)	51 (9.4)	470	1015	545	
IE	558 (83.4)	111 (16.6)	306	975	669	
IT	504 (85.4)	86 (14.6)	449	1039	590	
LT	560 (92.9)	43 (7.1)	422	1025	603	
LU	344 (88.2)	46 (11.8)	111	501	390	
LV	669 (94.0)	43 (6.0)	289	1001	712	
MT	265 (91.7)	24 (8.3)	211	500	289	
NL	827 (85.6)	139 (14.4)	58	1024	966	
PL	527 (92.5)	43 (7.5)	430	1000	570	
PT	337 (89.2)	41 (10.8)	668	1046	378	
RO	396 (91.2)	38 (8.8)	579	1013	434	
SE	732 (79.4)	190 (20.6)	88	1010	922	
SI	589 (86.9)	89 (13.1)	342	1020	678	
SK	602 (85.3)	104 (14.7)	328	1034	706	
N Sum	15213	2247	9115	26575		
N Valid Sum	15213	2247			17460	

v315 - QB28 DELETION OF PERS WEB INFO: WHEN STOP USING

Q.B28

ASK Q.B28 AND Q.B29 IF "USE THE INTERNET", CODES 1 TO 5 IN D.62_1 OR D.62_2 OR D.62_3 – OTHERS GO TO

Q.B30

In what circumstances, if any, would you like personal information stored and collected through a website to be completely deleted?

(SHOW CARD – READ OUT – MULTIPLE ANSWERS POSSIBLE)

Q.B28_3 When you stop using the service / website

0 Not mentioned

1 Mentioned

9 Inap. Not use internet (not coded 1 to 5 in V98 or V99 or V100)

v315 by v7, Absolute Values (Row Percent), weighted by v8

v7	v315	0	1	9	N Sum	N Valid Sum
				M		
AT	528 (79.8)	134 (20.2)	348	1010	662	
BE	513 (70.7)	213 (29.3)	293	1019	726	
BG	338 (74.3)	117 (25.7)	545	1000	455	
CY	163 (69.7)	71 (30.3)	267	501	234	
CZ	580 (85.9)	95 (14.1)	340	1015	675	
DE-E	267 (74.0)	94 (26.0)	169	530	361	
DE-W	582 (76.5)	179 (23.5)	228	989	761	
DK	452 (49.7)	458 (50.3)	98	1008	910	
EE	492 (67.5)	237 (32.5)	272	1001	729	
ES	425 (74.7)	144 (25.3)	436	1005	569	
FI	553 (68.9)	250 (31.1)	201	1004	803	
FR	494 (68.4)	228 (31.6)	278	1000	722	
GB-GBN	609 (79.6)	156 (20.4)	235	1000	765	
GB-NIR	152 (75.2)	50 (24.8)	90	292	202	
GR	327 (75.0)	109 (25.0)	564	1000	436	
HU	476 (87.5)	68 (12.5)	470	1014	544	
IE	532 (79.5)	137 (20.5)	306	975	669	
IT	485 (82.2)	105 (17.8)	449	1039	590	
LT	511 (84.7)	92 (15.3)	422	1025	603	
LU	262 (67.2)	128 (32.8)	111	501	390	
LV	579 (81.4)	132 (18.6)	289	1000	711	
MT	230 (79.9)	58 (20.1)	211	499	288	
NL	553 (57.2)	414 (42.8)	58	1025	967	
PL	492 (86.3)	78 (13.7)	430	1000	570	
PT	324 (85.9)	53 (14.1)	668	1045	377	
RO	388 (89.4)	46 (10.6)	579	1013	434	
SE	476 (51.6)	447 (48.4)	88	1011	923	
SI	496 (73.2)	182 (26.8)	342	1020	678	
SK	546 (77.3)	160 (22.7)	328	1034	706	
N Sum	12825	4635	9115	26575		
N Valid Sum	12825	4635			17460	

v316 - QB28 DELETION OF PERS WEB INFO: NEVER

Q.B28

ASK Q.B28 AND Q.B29 IF "USE THE INTERNET", CODES 1 TO 5 IN D.62_1 OR D.62_2 OR D.62_3 – OTHERS GO TO

Q.B30

In what circumstances, if any, would you like personal information stored and collected through a website to be completely deleted?

(SHOW CARD – READ OUT – MULTIPLE ANSWERS POSSIBLE)

Q.B28_4 Never

0 Not mentioned

1 Mentioned

9 Inap. Not use internet (not coded 1 to 5 in V98 or V99 or V100)

v316 by v7, Absolute Values (Row Percent), weighted by v8

v7	v316	0	1	9	N Sum	N Valid Sum
		M				
AT	629 (94.9)	34 (5.1)	348	1011	663	
BE	688 (94.6)	39 (5.4)	293	1020	727	
BG	446 (98.2)	8 (1.8)	545	999	454	
CY	230 (98.3)	4 (1.7)	267	501	234	
CZ	657 (97.3)	18 (2.7)	340	1015	675	
DE-E	352 (97.5)	9 (2.5)	169	530	361	
DE-W	734 (96.5)	27 (3.5)	228	989	761	
DK	889 (97.8)	20 (2.2)	98	1007	909	
EE	707 (97.0)	22 (3.0)	272	1001	729	
ES	555 (97.4)	15 (2.6)	436	1006	570	
FI	786 (98.0)	16 (2.0)	201	1003	802	
FR	705 (97.6)	17 (2.4)	278	1000	722	
GB-GBN	731 (95.6)	34 (4.4)	235	1000	765	
GB-NIR	194 (96.5)	7 (3.5)	90	291	201	
GR	427 (98.2)	8 (1.8)	564	999	435	
HU	528 (97.1)	16 (2.9)	470	1014	544	
IE	656 (98.1)	13 (1.9)	306	975	669	
IT	555 (94.2)	34 (5.8)	449	1038	589	
LT	563 (93.4)	40 (6.6)	422	1025	603	
LU	384 (98.2)	7 (1.8)	111	502	391	
LV	697 (98.0)	14 (2.0)	289	1000	711	
MT	289 (100.0)		211	500	289	
NL	916 (94.7)	51 (5.3)	58	1025	967	
PL	529 (92.8)	41 (7.2)	430	1000	570	
PT	356 (94.2)	22 (5.8)	668	1046	378	
RO	423 (97.5)	11 (2.5)	579	1013	434	
SE	912 (98.9)	10 (1.1)	88	1010	922	
SI	648 (95.6)	30 (4.4)	342	1020	678	
SK	691 (97.9)	15 (2.1)	328	1034	706	
N Sum	16877	582	9115	26574		
N Valid Sum	16877	582			17459	

v317 - QB28 DELETION OF PERS WEB INFO: DK

Q.B28

ASK Q.B28 AND Q.B29 IF "USE THE INTERNET", CODES 1 TO 5 IN D.62_1 OR D.62_2 OR D.62_3 – OTHERS GO TO

Q.B30

In what circumstances, if any, would you like personal information stored and collected through a website to be completely deleted?

(SHOW CARD – READ OUT – MULTIPLE ANSWERS POSSIBLE)

Q.B28_5 DK

0 Not mentioned

1 Mentioned

9 Inap. Not use internet (not coded 1 to 5 in V98 or V99 or V100)

v317 by v7, Absolute Values (Row Percent), weighted by v8

v7	v317	0	1	9	N Sum	N Valid Sum
		M				
AT	646 (97.4)	17 (2.6)	348	1011	663	
BE	716 (98.6)	10 (1.4)	293	1019	726	
BG	401 (88.1)	54 (11.9)	545	1000	455	
CY	231 (98.7)	3 (1.3)	267	501	234	
CZ	665 (98.5)	10 (1.5)	340	1015	675	
DE-E	354 (98.1)	7 (1.9)	169	530	361	
DE-W	747 (98.2)	14 (1.8)	228	989	761	
DK	894 (98.3)	15 (1.7)	98	1007	909	
EE	683 (93.8)	45 (6.2)	272	1000	728	
ES	547 (96.0)	23 (4.0)	436	1006	570	
FI	780 (97.1)	23 (2.9)	201	1004	803	
FR	706 (97.8)	16 (2.2)	278	1000	722	
GB-GBN	734 (95.9)	31 (4.1)	235	1000	765	
GB-NIR	200 (99.5)	1 (0.5)	90	291	201	
GR	429 (98.6)	6 (1.4)	564	999	435	
HU	532 (97.8)	12 (2.2)	470	1014	544	
IE	634 (94.8)	35 (5.2)	306	975	669	
IT	568 (96.3)	22 (3.7)	449	1039	590	
LT	571 (94.5)	33 (5.5)	422	1026	604	
LU	379 (97.2)	11 (2.8)	111	501	390	
LV	687 (96.5)	25 (3.5)	289	1001	712	
MT	279 (96.5)	10 (3.5)	211	500	289	
NL	936 (96.8)	31 (3.2)	58	1025	967	
PL	537 (94.2)	33 (5.8)	430	1000	570	
PT	362 (95.8)	16 (4.2)	668	1046	378	
RO	392 (90.3)	42 (9.7)	579	1013	434	
SE	901 (97.7)	21 (2.3)	88	1010	922	
SI	663 (97.8)	15 (2.2)	342	1020	678	
SK	689 (97.6)	17 (2.4)	328	1034	706	
N Sum	16863	598	9115	26576		
N Valid Sum	16863	598			17461	

v318 - QB29 PERSONAL WEB INFO - TRANSFER FACILITY

ASK Q.B28 AND Q.B29 IF "USE THE INTERNET", CODES 1 TO 5 IN D.62_1 OR D.62_2 OR D.62_3 – OTHERS GO TO Q.B30

Q.B29

When you decide to change providers or stop using a service, how important or not is it for you to be able to transfer personal information that was stored and collected through the website?

(READ OUT – ONE ANSWER ONLY)

- 1 Very important
- 2 Fairly important
- 3 Not very important
- 4 Not at all important
- 5 DK
- 9 Inap. Not use internet (not coded 1 to 5 in V98 or V99 or V100)

v318 by v7, Absolute Values (Row Percent), weighted by v8

v7	v318	1	2	3	4	5	9	N Sum	N Valid Sum
						M	M		
AT	191 (30.4)	284 (45.2)	99 (15.8)	54 (8.6)	35	348	1011	628	
BE	220 (31.3)	325 (46.2)	114 (16.2)	44 (6.3)	24	293	1020	703	
BG	186 (46.0)	169 (41.8)	35 (8.7)	14 (3.5)	51	545	1000	404	
CY	168 (72.7)	41 (17.7)	15 (6.5)	7 (3.0)	3	267	501	231	
CZ	264 (40.6)	293 (45.1)	73 (11.2)	20 (3.1)	25	340	1015	650	
DE-E	79 (23.3)	102 (30.1)	96 (28.3)	62 (18.3)	23	169	531	339	
DE-W	209 (28.8)	204 (28.1)	185 (25.5)	128 (17.6)	34	228	988	726	
DK	238 (27.3)	277 (31.7)	259 (29.7)	99 (11.3)	37	98	1008	873	
EE	196 (29.2)	271 (40.4)	144 (21.5)	60 (8.9)	57	272	1000	671	
ES	153 (28.2)	284 (52.3)	77 (14.2)	29 (5.3)	27	436	1006	543	
FI	260 (33.8)	340 (44.2)	109 (14.2)	61 (7.9)	32	201	1003	770	
FR	213 (30.8)	318 (46.0)	106 (15.3)	54 (7.8)	31	278	1000	691	
GB-GBN	328 (45.3)	256 (35.4)	110 (15.2)	30 (4.1)	41	235	1000	724	
GB-NIR	75 (39.1)	70 (36.5)	28 (14.6)	19 (9.9)	9	90	291	192	
GR	224 (52.7)	172 (40.5)	26 (6.1)	3 (0.7)	10	564	999	425	
HU	192 (36.2)	250 (47.2)	64 (12.1)	24 (4.5)	14	470	1014	530	
IE	349 (55.1)	224 (35.4)	53 (8.4)	7 (1.1)	36	306	975	633	
IT	180 (32.8)	281 (51.2)	52 (9.5)	36 (6.6)	40	449	1038	549	
LT	158 (29.4)	267 (49.6)	86 (16.0)	27 (5.0)	65	422	1025	538	
LU	137 (37.0)	121 (32.7)	59 (15.9)	53 (14.3)	20	111	501	370	
LV	213 (31.6)	311 (46.2)	121 (18.0)	28 (4.2)	38	289	1000	673	
MT	140 (50.2)	96 (34.4)	31 (11.1)	12 (4.3)	10	211	500	279	
NL	221 (23.5)	366 (38.9)	239 (25.4)	114 (12.1)	28	58	1026	940	
PL	167 (31.3)	287 (53.7)	63 (11.8)	17 (3.2)	36	430	1000	534	
PT	112 (30.4)	221 (60.1)	33 (9.0)	2 (0.5)	9	668	1045	368	
RO	126 (34.1)	180 (48.8)	41 (11.1)	22 (6.0)	65	579	1013	369	
SE	210 (23.8)	303 (34.4)	222 (25.2)	146 (16.6)	42	88	1011	881	
SI	238 (37.2)	241 (37.7)	104 (16.3)	56 (8.8)	38	342	1019	639	
SK	202 (30.1)	362 (53.9)	88 (13.1)	19 (2.8)	34	328	1033	671	
N Sum	5649	6916	2732	1247	914	9115	26573		
N Valid Sum	5649	6916	2732	1247				16544	

v319 - QB30 IDENTITY THEFT: HEARD THROUGH MEDIA

Q.B30

ASK ALL

In the last 12 months, have you heard about or experienced issues in relation to data losses and identity theft?

(SHOW CARD – READ OUT – MULTIPLE ANSWERS POSSIBLE)

Q.B30_1 Yes, through television, radio, newspapers, the Internet

0 Not mentioned

1 Mentioned

v319 by v7, Absolute Values (Row Percent), weighted by v8

	v319	0	1	N Sum	N Valid Sum
v7					
AT	660 (65.3)	350 (34.7)	1010	1010	
BE	709 (69.5)	311 (30.5)	1020	1020	
BG	651 (65.1)	349 (34.9)	1000	1000	
CY	253 (50.5)	248 (49.5)	501	501	
CZ	474 (46.7)	541 (53.3)	1015	1015	
DE-E	258 (48.7)	272 (51.3)	530	530	
DE-W	489 (49.4)	500 (50.6)	989	989	
DK	390 (38.7)	617 (61.3)	1007	1007	
EE	471 (47.1)	529 (52.9)	1000	1000	
ES	505 (50.2)	501 (49.8)	1006	1006	
FI	414 (41.3)	589 (58.7)	1003	1003	
FR	560 (56.0)	440 (44.0)	1000	1000	
GB-GBN	513 (51.3)	487 (48.7)	1000	1000	
GB-NIR	149 (51.2)	142 (48.8)	291	291	
GR	571 (57.1)	429 (42.9)	1000	1000	
HU	647 (63.8)	367 (36.2)	1014	1014	
IE	436 (44.7)	539 (55.3)	975	975	
IT	781 (75.2)	258 (24.8)	1039	1039	
LT	760 (74.1)	266 (25.9)	1026	1026	
LU	249 (49.7)	252 (50.3)	501	501	
LV	312 (31.2)	688 (68.8)	1000	1000	
MT	375 (75.0)	125 (25.0)	500	500	
NL	561 (54.8)	463 (45.2)	1024	1024	
PL	642 (64.2)	358 (35.8)	1000	1000	
PT	815 (77.9)	231 (22.1)	1046	1046	
RO	795 (78.5)	218 (21.5)	1013	1013	
SE	381 (37.7)	629 (62.3)	1010	1010	
SI	519 (50.9)	501 (49.1)	1020	1020	
SK	579 (56.0)	455 (44.0)	1034	1034	
N Sum	14919	11655	26574		
N Valid Sum	14919	11655		26574	

v320 - QB30 IDENTITY THEFT: HEARD THROUGH WORD OF MOUTH

Q.B30

ASK ALL

In the last 12 months, have you heard about or experienced issues in relation to data losses and identity theft?

(SHOW CARD – READ OUT – MULTIPLE ANSWERS POSSIBLE)

Q.B30_2 Yes, through word of mouth

0 Not mentioned

1 Mentioned

v320 by v7, Absolute Values (Row Percent), weighted by v8

	v320	0	1	N Sum	N Valid Sum
v7					
AT	777 (76.9)	233 (23.1)	1010	1010	
BE	933 (91.5)	87 (8.5)	1020	1020	
BG	847 (84.7)	153 (15.3)	1000	1000	
CY	425 (84.8)	76 (15.2)	501	501	
CZ	904 (89.1)	111 (10.9)	1015	1015	
DE-E	447 (84.3)	83 (15.7)	530	530	
DE-W	835 (84.4)	154 (15.6)	989	989	
DK	828 (82.2)	179 (17.8)	1007	1007	
EE	931 (93.1)	69 (6.9)	1000	1000	
ES	872 (86.7)	134 (13.3)	1006	1006	
FI	868 (86.5)	135 (13.5)	1003	1003	
FR	934 (93.4)	66 (6.6)	1000	1000	
GB-GBN	845 (84.5)	155 (15.5)	1000	1000	
GB-NIR	249 (85.6)	42 (14.4)	291	291	
GR	798 (79.8)	202 (20.2)	1000	1000	
HU	918 (90.5)	96 (9.5)	1014	1014	
IE	729 (74.8)	246 (25.2)	975	975	
IT	909 (87.5)	130 (12.5)	1039	1039	
LT	911 (88.8)	115 (11.2)	1026	1026	
LU	410 (81.8)	91 (18.2)	501	501	
LV	914 (91.4)	86 (8.6)	1000	1000	
MT	454 (90.8)	46 (9.2)	500	500	
NL	935 (91.3)	89 (8.7)	1024	1024	
PL	917 (91.7)	83 (8.3)	1000	1000	
PT	959 (91.7)	87 (8.3)	1046	1046	
RO	796 (78.6)	217 (21.4)	1013	1013	
SE	860 (85.1)	150 (14.9)	1010	1010	
SI	884 (86.7)	136 (13.3)	1020	1020	
SK	819 (79.2)	215 (20.8)	1034	1034	
N Sum	22908	3666	26574		
N Valid Sum	22908	3666		26574	

v321 - QB30 IDENTITY THEFT: ACQUAINTANCES AFFECTED

Q.B30

ASK ALL

In the last 12 months, have you heard about or experienced issues in relation to data losses and identity theft?

(SHOW CARD – READ OUT – MULTIPLE ANSWERS POSSIBLE)

Q.B30_3 Yes, it affected one of your acquaintances

0 Not mentioned

1 Mentioned

v321 by v7, Absolute Values (Row Percent), weighted by v8

	v321	0	1	N Sum	N Valid Sum
v7					
AT	902 (89.3)	108 (10.7)	1010	1010	
BE	963 (94.4)	57 (5.6)	1020	1020	
BG	967 (96.7)	33 (3.3)	1000	1000	
CY	463 (92.4)	38 (7.6)	501	501	
CZ	963 (94.9)	52 (5.1)	1015	1015	
DE-E	501 (94.5)	29 (5.5)	530	530	
DE-W	931 (94.1)	58 (5.9)	989	989	
DK	942 (93.5)	65 (6.5)	1007	1007	
EE	960 (96.0)	40 (4.0)	1000	1000	
ES	950 (94.4)	56 (5.6)	1006	1006	
FI	954 (95.1)	49 (4.9)	1003	1003	
FR	953 (95.3)	47 (4.7)	1000	1000	
GB-GBN	917 (91.7)	83 (8.3)	1000	1000	
GB-NIR	255 (87.6)	36 (12.4)	291	291	
GR	883 (88.3)	117 (11.7)	1000	1000	
HU	911 (89.8)	103 (10.2)	1014	1014	
IE	895 (91.8)	80 (8.2)	975	975	
IT	929 (89.4)	110 (10.6)	1039	1039	
LT	985 (96.0)	41 (4.0)	1026	1026	
LU	453 (90.4)	48 (9.6)	501	501	
LV	957 (95.7)	43 (4.3)	1000	1000	
MT	475 (95.0)	25 (5.0)	500	500	
NL	968 (94.5)	56 (5.5)	1024	1024	
PL	966 (96.6)	34 (3.4)	1000	1000	
PT	994 (95.0)	52 (5.0)	1046	1046	
RO	971 (95.9)	42 (4.1)	1013	1013	
SE	869 (86.0)	141 (14.0)	1010	1010	
SI	991 (97.2)	29 (2.8)	1020	1020	
SK	951 (92.0)	83 (8.0)	1034	1034	
N Sum	24819	1755	26574		
N Valid Sum	24819	1755		26574	

v322 - QB30 IDENTITY THEFT: FAMILY MEMBER AFFECTED

Q.B30

ASK ALL

In the last 12 months, have you heard about or experienced issues in relation to data losses and identity theft?

(SHOW CARD – READ OUT – MULTIPLE ANSWERS POSSIBLE)

Q.B30_4 Yes, it affected a member of your family

0 Not mentioned

1 Mentioned

v322 by v7, Absolute Values (Row Percent), weighted by v8

v7	v322	0	1	N Sum	N Valid Sum
AT	977 (96.7)	33 (3.3)		1010	1010
BE	993 (97.4)	27 (2.6)		1020	1020
BG	991 (99.1)	9 (0.9)		1000	1000
CY	484 (96.6)	17 (3.4)		501	501
CZ	991 (97.6)	24 (2.4)		1015	1015
DE-E	519 (97.9)	11 (2.1)		530	530
DE-W	974 (98.5)	15 (1.5)		989	989
DK	986 (97.9)	21 (2.1)		1007	1007
EE	988 (98.8)	12 (1.2)		1000	1000
ES	988 (98.2)	18 (1.8)		1006	1006
FI	995 (99.2)	8 (0.8)		1003	1003
FR	981 (98.1)	19 (1.9)		1000	1000
GB-GBN	932 (93.2)	68 (6.8)		1000	1000
GB-NIR	277 (95.2)	14 (4.8)		291	291
GR	986 (98.6)	14 (1.4)		1000	1000
HU	996 (98.2)	18 (1.8)		1014	1014
IE	918 (94.2)	57 (5.8)		975	975
IT	992 (95.5)	47 (4.5)		1039	1039
LT	1019 (99.3)	7 (0.7)		1026	1026
LU	488 (97.4)	13 (2.6)		501	501
LV	989 (98.9)	11 (1.1)		1000	1000
MT	488 (97.6)	12 (2.4)		500	500
NL	1007 (98.3)	17 (1.7)		1024	1024
PL	985 (98.5)	15 (1.5)		1000	1000
PT	1029 (98.4)	17 (1.6)		1046	1046
RO	1002 (98.9)	11 (1.1)		1013	1013
SE	969 (95.9)	41 (4.1)		1010	1010
SI	1009 (98.9)	11 (1.1)		1020	1020
SK	1014 (98.1)	20 (1.9)		1034	1034
N Sum	25967	607		26574	
N Valid Sum	25967	607			26574

v323 - QB30 IDENTITY THEFT: PERSONALLY AFFECTED

Q.B30

ASK ALL

In the last 12 months, have you heard about or experienced issues in relation to data losses and identity theft?

(SHOW CARD – READ OUT – MULTIPLE ANSWERS POSSIBLE)

Q.B30_5 Yes, it affected you directly

0 Not mentioned

1 Mentioned

v323 by v7, Absolute Values (Row Percent), weighted by v8

v7	v323	0	1	N Sum	N Valid Sum
AT	997 (98.7)	13 (1.3)		1010	1010
BE	987 (96.8)	33 (3.2)		1020	1020
BG	991 (99.1)	9 (0.9)		1000	1000
CY	493 (98.4)	8 (1.6)		501	501
CZ	1003 (98.8)	12 (1.2)		1015	1015
DE-E	518 (97.7)	12 (2.3)		530	530
DE-W	972 (98.3)	17 (1.7)		989	989
DK	979 (97.2)	28 (2.8)		1007	1007
EE	979 (97.9)	21 (2.1)		1000	1000
ES	992 (98.6)	14 (1.4)		1006	1006
FI	989 (98.6)	14 (1.4)		1003	1003
FR	967 (96.7)	33 (3.3)		1000	1000
GB-GBN	952 (95.2)	48 (4.8)		1000	1000
GB-NIR	279 (95.9)	12 (4.1)		291	291
GR	985 (98.5)	15 (1.5)		1000	1000
HU	1000 (98.6)	14 (1.4)		1014	1014
IE	950 (97.4)	25 (2.6)		975	975
IT	1030 (99.1)	9 (0.9)		1039	1039
LT	1006 (98.1)	20 (1.9)		1026	1026
LU	482 (96.2)	19 (3.8)		501	501
LV	978 (97.8)	22 (2.2)		1000	1000
MT	491 (98.2)	9 (1.8)		500	500
NL	996 (97.3)	28 (2.7)		1024	1024
PL	990 (99.0)	10 (1.0)		1000	1000
PT	1034 (98.9)	12 (1.1)		1046	1046
RO	1000 (98.7)	13 (1.3)		1013	1013
SE	959 (95.0)	51 (5.0)		1010	1010
SI	1007 (98.7)	13 (1.3)		1020	1020
SK	1024 (99.0)	10 (1.0)		1034	1034
N Sum	26030	544		26574	
N Valid Sum	26030	544			26574

v324 - QB30 IDENTITY THEFT: HEARD/EXPERIENCED OTHERS

Q.B30

ASK ALL

In the last 12 months, have you heard about or experienced issues in relation to data losses and identity theft?

(SHOW CARD – READ OUT – MULTIPLE ANSWERS POSSIBLE)

Q.B30_6 Yes, others (SPONTANEOUS)

0 Not mentioned

1 Mentioned

v324 by v7, Absolute Values (Row Percent), weighted by v8

v7	v324	0	1	N Sum	N Valid Sum
AT	1004 (99.4)	6 (0.6)		1010	1010
BE	1011 (99.1)	9 (0.9)		1020	1020
BG	996 (99.6)	4 (0.4)		1000	1000
CY	496 (99.0)	5 (1.0)		501	501
CZ	1014 (99.9)	1 (0.1)		1015	1015
DE-E	526 (99.2)	4 (0.8)		530	530
DE-W	989 (100.0)	0 (0.0)		989	989
DK	1005 (99.8)	2 (0.2)		1007	1007
EE	1000 (100.0)			1000	1000
ES	1000 (99.4)	6 (0.6)		1006	1006
FI	989 (98.6)	14 (1.4)		1003	1003
FR	997 (99.7)	3 (0.3)		1000	1000
GB-GBN	987 (98.7)	13 (1.3)		1000	1000
GB-NIR	290 (99.7)	1 (0.3)		291	291
GR	979 (97.9)	21 (2.1)		1000	1000
HU	1012 (99.8)	2 (0.2)		1014	1014
IE	961 (98.6)	14 (1.4)		975	975
IT	1037 (99.8)	2 (0.2)		1039	1039
LT	1025 (99.9)	1 (0.1)		1026	1026
LU	497 (99.2)	4 (0.8)		501	501
LV	1000 (100.0)			1000	1000
MT	498 (99.6)	2 (0.4)		500	500
NL	1022 (99.8)	2 (0.2)		1024	1024
PL	1000 (100.0)			1000	1000
PT	1046 (100.0)			1046	1046
RO	1006 (99.3)	7 (0.7)		1013	1013
SE	1001 (99.1)	9 (0.9)		1010	1010
SI	1012 (99.2)	8 (0.8)		1020	1020
SK	1033 (99.9)	1 (0.1)		1034	1034
N Sum	26433	141		26574	
N Valid Sum	26433	141			26574

v325 - QB30 IDENTITY THEFT: NOT HEARD/EXPERIENCED

Q.B30

ASK ALL

In the last 12 months, have you heard about or experienced issues in relation to data losses and identity theft?

(SHOW CARD – READ OUT – MULTIPLE ANSWERS POSSIBLE)

Q.B30_7 No

0 Not mentioned

1 Mentioned

v325 by v7, Absolute Values (Row Percent), weighted by v8

	v325	0	1	N Sum	N Valid Sum
v7					
AT	594 (58.8)	416 (41.2)	1010	1010	
BE	431 (42.3)	589 (57.7)	1020	1020	
BG	430 (43.0)	570 (57.0)	1000	1000	
CY	295 (58.9)	206 (41.1)	501	501	
CZ	657 (64.7)	358 (35.3)	1015	1015	
DE-E	342 (64.5)	188 (35.5)	530	530	
DE-W	615 (62.2)	374 (37.8)	989	989	
DK	712 (70.7)	295 (29.3)	1007	1007	
EE	582 (58.2)	418 (41.8)	1000	1000	
ES	661 (65.7)	345 (34.3)	1006	1006	
FI	690 (68.8)	313 (31.2)	1003	1003	
FR	508 (50.8)	492 (49.2)	1000	1000	
GB-GBN	660 (66.0)	340 (34.0)	1000	1000	
GB-NIR	185 (63.6)	106 (36.4)	291	291	
GR	626 (62.6)	374 (37.4)	1000	1000	
HU	531 (52.4)	483 (47.6)	1014	1014	
IE	697 (71.5)	278 (28.5)	975	975	
IT	484 (46.6)	555 (53.4)	1039	1039	
LT	396 (38.6)	630 (61.4)	1026	1026	
LU	326 (65.1)	175 (34.9)	501	501	
LV	739 (73.9)	261 (26.1)	1000	1000	
MT	207 (41.4)	293 (58.6)	500	500	
NL	552 (53.9)	472 (46.1)	1024	1024	
PL	462 (46.2)	538 (53.8)	1000	1000	
PT	357 (34.1)	689 (65.9)	1046	1046	
RO	427 (42.2)	586 (57.8)	1013	1013	
SE	734 (72.7)	276 (27.3)	1010	1010	
SI	578 (56.7)	442 (43.3)	1020	1020	
SK	628 (60.7)	406 (39.3)	1034	1034	
N Sum	15106	11468	26574		
N Valid Sum	15106	11468		26574	

v326 - QB30 IDENTITY THEFT: DK

Q.B30

ASK ALL

In the last 12 months, have you heard about or experienced issues in relation to data losses and identity theft?

(SHOW CARD – READ OUT – MULTIPLE ANSWERS POSSIBLE)

Q.B30_8 DK

0 Not mentioned

1 Mentioned

v326 by v7, Absolute Values (Row Percent), weighted by v8

	v326	0	1	N Sum	N Valid Sum
v7					
AT	989 (97.9)	21 (2.1)		1010	1010
BE	1017 (99.7)	3 (0.3)		1020	1020
BG	993 (99.3)	7 (0.7)		1000	1000
CY	499 (99.6)	2 (0.4)		501	501
CZ	1005 (99.0)	10 (1.0)		1015	1015
DE-E	530 (100.0)	0 (0.0)		530	530
DE-W	982 (99.3)	7 (0.7)		989	989
DK	995 (98.8)	12 (1.2)		1007	1007
EE	997 (99.7)	3 (0.3)		1000	1000
ES	989 (98.3)	17 (1.7)		1006	1006
FI	1000 (99.7)	3 (0.3)		1003	1003
FR	999 (99.9)	1 (0.1)		1000	1000
GB-GBN	981 (98.1)	19 (1.9)		1000	1000
GB-NIR	289 (99.3)	2 (0.7)		291	291
GR	994 (99.4)	6 (0.6)		1000	1000
HU	1005 (99.1)	9 (0.9)		1014	1014
IE	957 (98.2)	18 (1.8)		975	975
IT	1015 (97.7)	24 (2.3)		1039	1039
LT	1018 (99.2)	8 (0.8)		1026	1026
LU	495 (98.8)	6 (1.2)		501	501
LV	997 (99.7)	3 (0.3)		1000	1000
MT	480 (96.0)	20 (4.0)		500	500
NL	1023 (99.9)	1 (0.1)		1024	1024
PL	978 (97.8)	22 (2.2)		1000	1000
PT	1039 (99.3)	7 (0.7)		1046	1046
RO	968 (95.6)	45 (4.4)		1013	1013
SE	1005 (99.5)	5 (0.5)		1010	1010
SI	1015 (99.5)	5 (0.5)		1020	1020
SK	1029 (99.5)	5 (0.5)		1034	1034
N Sum	26283	291		26574	
N Valid Sum	26283	291			26574

v327 - QB31 PERS INFORMATION LOST - BE COMMUNICATED

Q.B31

Would you want to be informed by a public authority or by a private company whenever information they hold about you is lost or stolen?

- 1 Yes
- 2 No
- 3 DK

v327 by v7, Absolute Values (Row Percent), weighted by v8

v7	v327	1	2	3	N Sum	N Valid Sum
				M		
AT	792 (82.5)	168 (17.5)	50	1010	960	
BE	896 (88.9)	112 (11.1)	12	1020	1008	
BG	907 (96.4)	34 (3.6)	59	1000	941	
CY	474 (96.3)	18 (3.7)	9	501	492	
CZ	930 (93.5)	65 (6.5)	20	1015	995	
DE-E	468 (90.9)	47 (9.1)	15	530	515	
DE-W	867 (91.8)	77 (8.2)	45	989	944	
DK	973 (97.7)	23 (2.3)	12	1008	996	
EE	916 (93.0)	69 (7.0)	15	1000	985	
ES	829 (87.9)	114 (12.1)	62	1005	943	
FI	937 (94.6)	53 (5.4)	13	1003	990	
FR	921 (93.6)	63 (6.4)	16	1000	984	
GB-GBN	944 (95.3)	47 (4.7)	9	1000	991	
GB-NIR	281 (97.6)	7 (2.4)	3	291	288	
GR	915 (93.9)	59 (6.1)	26	1000	974	
HU	791 (80.9)	187 (19.1)	36	1014	978	
IE	907 (96.8)	30 (3.2)	38	975	937	
IT	851 (86.5)	133 (13.5)	56	1040	984	
LT	853 (89.1)	104 (10.9)	69	1026	957	
LU	456 (92.9)	35 (7.1)	10	501	491	
LV	902 (92.6)	72 (7.4)	26	1000	974	
MT	483 (98.4)	8 (1.6)	8	499	491	
NL	948 (94.1)	59 (5.9)	17	1024	1007	
PL	839 (87.5)	120 (12.5)	41	1000	959	
PT	893 (88.7)	114 (11.3)	38	1045	1007	
RO	800 (86.3)	127 (13.7)	87	1014	927	
SE	962 (96.2)	38 (3.8)	10	1010	1000	
SI	977 (96.6)	34 (3.4)	9	1020	1011	
SK	935 (92.2)	79 (7.8)	20	1034	1014	
N Sum	23647	2096	831	26574		
N Valid Sum	23647	2096			25743	

v328 - QB32 PERS INFO PROTECTION ACROSS EU - IMPORTANCE

Q.B32

How important or not is it for you to have the same rights and protections over your personal information regardless of the EU country in which it is collected and processed?

(READ OUT – ONE ANSWER ONLY)

- 1 Very important
- 2 Fairly important
- 3 Not very important
- 4 Not at all important
- 5 DK

v328 by v7, Absolute Values (Row Percent), weighted by v8

v7	v328	1	2	3	4	5	N Sum	N Valid Sum
						M		
AT	490 (49.4)	412 (41.5)	69 (7.0)	21 (2.1)	18		1010	992
BE	559 (55.3)	376 (37.2)	60 (5.9)	16 (1.6)	9		1020	1011
BG	586 (62.3)	282 (30.0)	57 (6.1)	16 (1.7)	58		999	941
CY	408 (82.1)	72 (14.5)	8 (1.6)	9 (1.8)	4		501	497
CZ	537 (54.1)	387 (39.0)	60 (6.0)	8 (0.8)	22		1014	992
DE-E	339 (64.9)	150 (28.7)	21 (4.0)	12 (2.3)	7		529	522
DE-W	546 (56.2)	332 (34.2)	73 (7.5)	21 (2.2)	17		989	972
DK	659 (66.9)	257 (26.1)	57 (5.8)	12 (1.2)	22		1007	985
EE	528 (55.2)	332 (34.7)	78 (8.2)	19 (2.0)	43		1000	957
ES	444 (46.9)	442 (46.7)	47 (5.0)	14 (1.5)	59		1006	947
FI	632 (64.0)	321 (32.5)	20 (2.0)	15 (1.5)	15		1003	988
FR	599 (62.2)	326 (33.9)	24 (2.5)	14 (1.5)	37		1000	963
GB-GBN	715 (73.3)	228 (23.4)	21 (2.2)	12 (1.2)	24		1000	976
GB-NIR	213 (76.9)	58 (20.9)	5 (1.8)	1 (0.4)	15		292	277
GR	605 (61.0)	350 (35.3)	26 (2.6)	10 (1.0)	9		1000	991
HU	521 (52.0)	404 (40.3)	57 (5.7)	20 (2.0)	12		1014	1002
IE	723 (77.2)	196 (20.9)	13 (1.4)	5 (0.5)	37		974	937
IT	469 (47.1)	435 (43.7)	70 (7.0)	21 (2.1)	43		1038	995
LT	487 (51.3)	372 (39.2)	56 (5.9)	35 (3.7)	75		1025	950
LU	307 (64.5)	147 (30.9)	14 (2.9)	8 (1.7)	26		502	476
LV	457 (47.5)	361 (37.5)	120 (12.5)	24 (2.5)	39		1001	962
MT	352 (73.2)	110 (22.9)	12 (2.5)	7 (1.5)	19		500	481
NL	616 (61.4)	333 (33.2)	47 (4.7)	8 (0.8)	20		1024	1004
PL	427 (44.9)	468 (49.3)	50 (5.3)	5 (0.5)	50		1000	950
PT	318 (32.3)	575 (58.5)	67 (6.8)	23 (2.3)	62		1045	983
RO	477 (51.2)	323 (34.7)	77 (8.3)	55 (5.9)	81		1013	932
SE	770 (77.5)	166 (16.7)	45 (4.5)	13 (1.3)	16		1010	994
SI	676 (67.7)	279 (27.9)	33 (3.3)	11 (1.1)	21		1020	999
SK	549 (53.8)	427 (41.8)	36 (3.5)	9 (0.9)	12		1033	1021
N Sum	15009	8921	1323	444	872		26569	
N Valid Sum	15009	8921	1323	444				25697

v329 - QB33 EU DATA PROTECTION F GENETIC INFO - DEMAND

Q.B33

EU data protection rules nowadays provide for special protection for the processing of sensitive personal data, such as data related to health, sex life, ethnic origin, religious beliefs, political opinions, etc. Do you think that genetic information such as DNA data should also have the same special protection?

(READ OUT – ONE ANSWER ONLY)

- 1 Yes, definitely
- 2 Yes, to some extent
- 3 No, not really
- 4 No, definitely not
- 5 DK

v329 by v7, Absolute Values (Row Percent), weighted by v8

v329	1	2	3	4	5	N Sum	N Valid Sum
v7							
					M		
AT	543 (55.6)	353 (36.1)	63 (6.4)	18 (1.8)	33	1010	977
BE	619 (61.5)	251 (25.0)	86 (8.5)	50 (5.0)	15	1021	1006
BG	636 (71.6)	209 (23.5)	35 (3.9)	8 (0.9)	112	1000	888
CY	431 (89.8)	41 (8.5)	4 (0.8)	4 (0.8)	21	501	480
CZ	695 (69.6)	246 (24.6)	41 (4.1)	17 (1.7)	16	1015	999
DE-E	398 (76.8)	86 (16.6)	27 (5.2)	7 (1.4)	11	529	518
DE-W	736 (76.4)	171 (17.8)	42 (4.4)	14 (1.5)	27	990	963
DK	673 (68.7)	170 (17.4)	60 (6.1)	76 (7.8)	28	1007	979
EE	648 (67.9)	229 (24.0)	64 (6.7)	13 (1.4)	47	1001	954
ES	693 (74.0)	200 (21.3)	35 (3.7)	9 (1.0)	69	1006	937
FI	569 (57.9)	308 (31.3)	75 (7.6)	31 (3.2)	19	1002	983
FR	653 (68.7)	228 (24.0)	38 (4.0)	31 (3.3)	51	1001	950
GB-GBN	714 (74.2)	185 (19.2)	48 (5.0)	15 (1.6)	39	1001	962
GB-NIR	218 (78.1)	44 (15.8)	14 (5.0)	3 (1.1)	11	290	279
GR	759 (77.8)	189 (19.4)	23 (2.4)	5 (0.5)	25	1001	976
HU	627 (63.7)	279 (28.4)	67 (6.8)	11 (1.1)	31	1015	984
IE	668 (73.8)	211 (23.3)	21 (2.3)	5 (0.6)	70	975	905
IT	561 (56.7)	321 (32.4)	75 (7.6)	33 (3.3)	49	1039	990
LT	480 (53.3)	322 (35.7)	70 (7.8)	29 (3.2)	125	1026	901
LU	316 (66.7)	109 (23.0)	35 (7.4)	14 (3.0)	27	501	474
LV	635 (66.1)	278 (28.9)	41 (4.3)	7 (0.7)	39	1000	961
MT	355 (76.7)	105 (22.7)	2 (0.4)	1 (0.2)	36	499	463
NL	708 (70.4)	224 (22.3)	46 (4.6)	27 (2.7)	18	1023	1005
PL	499 (53.8)	359 (38.7)	62 (6.7)	7 (0.8)	72	999	927
PT	451 (47.8)	428 (45.4)	47 (5.0)	17 (1.8)	104	1047	943
RO	501 (59.0)	308 (36.3)	21 (2.5)	19 (2.2)	162	1011	849
SE	686 (69.3)	205 (20.7)	53 (5.4)	46 (4.6)	21	1011	990
SI	779 (78.1)	184 (18.5)	27 (2.7)	7 (0.7)	22	1019	997
SK	733 (72.0)	256 (25.1)	22 (2.2)	7 (0.7)	17	1035	1018
N Sum	16984	6499	1244	531	1317	26575	
N Valid Sum	16984	6499	1244	531			25258

v330 - QB34 PERS DATA OF MINORS - SPEC PROTECTION NEED

Q.B34

Please tell me whether you totally agree, tend to agree, tend to disagree or totally disagree with the following statements regarding the protection of personal data of minors.

(SHOW CARD WITH SCALE – ONE ANSWER PER LINE – READ OUT)

Q.B34_1 Minors should be specially protected from the collection and disclosure of personal data

- 1 Totally agree
- 2 Tend to agree
- 3 Tend to disagree
- 4 Totally disagree
- 5 DK

v330 by v7, Absolute Values (Row Percent), weighted by v8

v330	1	2	3	4	5	N Sum	N Valid Sum
v7							
					M		
AT	780 (77.7)	188 (18.7)	32 (3.2)	4 (0.4)	6	1010	1004
BE	782 (77.0)	198 (19.5)	27 (2.7)	9 (0.9)	4	1020	1016
BG	805 (81.3)	171 (17.3)	6 (0.6)	8 (0.8)	10	1000	990
CY	461 (92.4)	25 (5.0)	7 (1.4)	6 (1.2)	2	501	499
CZ	642 (64.1)	300 (30.0)	48 (4.8)	11 (1.1)	14	1015	1001
DE-E	480 (90.9)	39 (7.4)	7 (1.3)	2 (0.4)	1	529	528
DE-W	879 (89.1)	89 (9.0)	12 (1.2)	6 (0.6)	4	990	986
DK	836 (84.1)	117 (11.8)	28 (2.8)	13 (1.3)	13	1007	994
EE	686 (70.6)	238 (24.5)	36 (3.7)	12 (1.2)	28	1000	972
ES	813 (81.2)	183 (18.3)	5 (0.5)		5	1006	1001
FI	802 (80.4)	167 (16.8)	23 (2.3)	5 (0.5)	5	1002	997
FR	853 (86.4)	118 (12.0)	14 (1.4)	2 (0.2)	13	1000	987
GB-GBN	770 (78.9)	166 (17.0)	35 (3.6)	5 (0.5)	23	999	976
GB-NIR	246 (86.9)	31 (11.0)	6 (2.1)		8	291	283
GR	903 (90.8)	86 (8.7)	4 (0.4)	1 (0.1)	5	999	994
HU	808 (79.8)	185 (18.3)	18 (1.8)	2 (0.2)	1	1014	1013
IE	765 (80.1)	179 (18.7)	7 (0.7)	4 (0.4)	21	976	955
IT	746 (73.1)	196 (19.2)	56 (5.5)	23 (2.3)	18	1039	1021
LT	727 (72.1)	258 (25.6)	16 (1.6)	7 (0.7)	19	1027	1008
LU	414 (84.1)	72 (14.6)	4 (0.8)	2 (0.4)	9	501	492
LV	716 (72.8)	244 (24.8)	21 (2.1)	2 (0.2)	18	1001	983
MT	397 (81.0)	91 (18.6)		2 (0.4)	10	500	490
NL	797 (78.2)	168 (16.5)	44 (4.3)	10 (1.0)	5	1024	1019
PL	597 (61.2)	349 (35.8)	27 (2.8)	3 (0.3)	23	999	976
PT	740 (71.2)	264 (25.4)	29 (2.8)	7 (0.7)	7	1047	1040
RO	732 (75.5)	225 (23.2)	7 (0.7)	5 (0.5)	44	1013	969
SE	863 (86.0)	102 (10.2)	24 (2.4)	15 (1.5)	6	1010	1004
SI	826 (81.9)	147 (14.6)	31 (3.1)	4 (0.4)	12	1020	1008
SK	692 (67.2)	312 (30.3)	22 (2.1)	3 (0.3)	6	1035	1029
N Sum	20558	4908	596	173	340	26575	
N Valid Sum	20558	4908	596	173			26235

v331 - QB34 PERS DATA OF MINORS - WARN OF CONSEQUENCES

Q.B34

Please tell me whether you totally agree, tend to agree, tend to disagree or totally disagree with the following statements regarding the protection of personal data of minors.

(SHOW CARD WITH SCALE – ONE ANSWER PER LINE – READ OUT)

Q.B34_2 Minors should be warned of the consequences of collecting and disclosing personal data

- 1 Totally agree
- 2 Tend to agree
- 3 Tend to disagree
- 4 Totally disagree
- 5 DK

v331 by v7, Absolute Values (Row Percent), weighted by v8

v331	1	2	3	4	5	N Sum	N Valid Sum
v7							
	M						
AT	810 (80.4)	163 (16.2)	29 (2.9)	5 (0.5)	2	1009	1007
BE	836 (82.2)	149 (14.7)	25 (2.5)	7 (0.7)	4	1021	1017
BG	828 (83.7)	154 (15.6)	1 (0.1)	6 (0.6)	11	1000	989
CY	467 (93.6)	24 (4.8)	4 (0.8)	4 (0.8)	2	501	499
CZ	717 (71.3)	251 (25.0)	32 (3.2)	5 (0.5)	10	1015	1005
DE-E	482 (91.5)	37 (7.0)	4 (0.8)	4 (0.8)	3	530	527
DE-W	895 (91.0)	82 (8.3)	4 (0.4)	3 (0.3)	5	989	984
DK	850 (85.6)	102 (10.3)	26 (2.6)	15 (1.5)	14	1007	993
EE	811 (83.0)	154 (15.8)	11 (1.1)	1 (0.1)	24	1001	977
ES	858 (85.9)	132 (13.2)	9 (0.9)		7	1006	999
FI	846 (84.6)	132 (13.2)	19 (1.9)	3 (0.3)	3	1003	1000
FR	839 (85.0)	137 (13.9)	9 (0.9)	2 (0.2)	13	1000	987
GB-GBN	805 (82.1)	163 (16.6)	11 (1.1)	2 (0.2)	18	999	981
GB-NIR	253 (89.4)	24 (8.5)	6 (2.1)		8	291	283
GR	906 (91.0)	86 (8.6)	4 (0.4)		4	1000	996
HU	811 (80.1)	174 (17.2)	25 (2.5)	3 (0.3)	1	1014	1013
IE	787 (82.7)	153 (16.1)	9 (0.9)	3 (0.3)	23	975	952
IT	738 (72.4)	207 (20.3)	53 (5.2)	22 (2.2)	18	1038	1020
LT	764 (75.8)	223 (22.1)	17 (1.7)	4 (0.4)	18	1026	1008
LU	420 (85.2)	71 (14.4)	1 (0.2)	1 (0.2)	9	502	493
LV	764 (77.3)	214 (21.7)	9 (0.9)	1 (0.1)	12	1000	988
MT	401 (81.7)	82 (16.7)	5 (1.0)	3 (0.6)	9	500	491
NL	879 (86.1)	127 (12.4)	11 (1.1)	4 (0.4)	3	1024	1021
PL	639 (65.1)	324 (33.0)	17 (1.7)	2 (0.2)	18	1000	982
PT	751 (72.4)	239 (23.0)	44 (4.2)	4 (0.4)	7	1045	1038
RO	715 (74.2)	230 (23.9)	10 (1.0)	9 (0.9)	49	1013	964
SE	910 (90.5)	72 (7.2)	17 (1.7)	6 (0.6)	5	1010	1005
SI	858 (84.6)	140 (13.8)	14 (1.4)	2 (0.2)	6	1020	1014
SK	721 (70.1)	284 (27.6)	21 (2.0)	2 (0.2)	6	1034	1028
N Sum	21361	4330	447	123	312	26573	
N Valid Sum	21361	4330	447	123			26261

v332 - QB35 POLICE ACCESS TO PERS DATA - PREFERENCE

Q.B35

The police sometimes access and analyse individuals' personal data to carry out their activities. In what circumstances should the police be able to access individuals' personal data?

(READ OUT – ONE ANSWER ONLY)

- 1 For all general crime prevention activities
- 2 Only specific data within the framework of a specific investigation
- 3 Only with the authorisation of a judge
- 4 Never (SPONTANEOUS)
- 5 DK

v332 by v7, Absolute Values (Row Percent), weighted by v8

v332	1	2	3	4	5	N Sum	N Valid Sum
v7							
					M		
AT	217 (21.9)	391 (39.4)	360 (36.3)	24 (2.4)	17	1009	992
BE	304 (30.0)	391 (38.6)	286 (28.2)	33 (3.3)	6	1020	1014
BG	242 (25.5)	395 (41.6)	300 (31.6)	12 (1.3)	51	1000	949
CY	125 (25.4)	156 (31.6)	201 (40.8)	11 (2.2)	9	502	493
CZ	292 (29.1)	469 (46.8)	236 (23.5)	6 (0.6)	12	1015	1003
DE-E	145 (27.5)	211 (40.0)	162 (30.7)	9 (1.7)	3	530	527
DE-W	343 (35.0)	351 (35.9)	274 (28.0)	11 (1.1)	11	990	979
DK	303 (30.5)	422 (42.4)	269 (27.0)	1 (0.1)	13	1008	995
EE	170 (17.6)	517 (53.5)	270 (27.9)	10 (1.0)	33	1000	967
ES	368 (38.3)	241 (25.1)	349 (36.4)	2 (0.2)	46	1006	960
FI	351 (35.3)	504 (50.7)	128 (12.9)	12 (1.2)	7	1002	995
FR	295 (30.2)	292 (29.9)	383 (39.2)	8 (0.8)	21	999	978
GB-GBN	378 (38.6)	408 (41.6)	185 (18.9)	9 (0.9)	21	1001	980
GB-NIR	100 (35.0)	115 (40.2)	70 (24.5)	1 (0.3)	5	291	286
GR	308 (31.0)	357 (36.0)	300 (30.2)	28 (2.8)	8	1001	993
HU	298 (29.7)	449 (44.7)	248 (24.7)	9 (0.9)	11	1015	1004
IE	353 (37.6)	370 (39.4)	201 (21.4)	14 (1.5)	36	974	938
IT	421 (41.4)	393 (38.7)	185 (18.2)	17 (1.7)	23	1039	1016
LT	189 (19.1)	406 (41.1)	380 (38.5)	12 (1.2)	40	1027	987
LU	147 (30.1)	151 (30.9)	189 (38.7)	2 (0.4)	11	500	489
LV	367 (37.1)	325 (32.9)	289 (29.3)	7 (0.7)	12	1000	988
MT	174 (37.3)	126 (27.0)	158 (33.8)	9 (1.9)	32	499	467
NL	300 (29.5)	469 (46.1)	245 (24.1)	3 (0.3)	7	1024	1017
PL	256 (26.7)	469 (48.9)	231 (24.1)	4 (0.4)	39	999	960
PT	348 (34.6)	356 (35.4)	273 (27.2)	28 (2.8)	41	1046	1005
RO	419 (45.4)	275 (29.8)	188 (20.4)	41 (4.4)	89	1012	923
SE	272 (27.2)	474 (47.4)	252 (25.2)	2 (0.2)	10	1010	1000
SI	267 (27.0)	297 (30.0)	408 (41.3)	17 (1.7)	31	1020	989
SK	281 (27.6)	484 (47.5)	221 (21.7)	33 (3.2)	14	1033	1019
N Sum	8033	10264	7241	375	659	26572	
N Valid Sum	8033	10264	7241	375			25913

v333 - QB36 DATA PROTECTION CONTACT IN COMPANIES

Q.B36

Do you think that your data would be better protected in large companies if they were obliged to have a specific contact person in charge of ensuring that your personal data is handled properly?

(READ OUT – ONE ANSWER ONLY)

- 1 Yes, definitely
- 2 Yes, to some extent
- 3 No, not really
- 4 No, definitely not
- 5 DK

v333 by v7, Absolute Values (Row Percent), weighted by v8

v7	v333	1	2	3	4	5	N Sum	N Valid Sum
						M		
AT	179 (18.6)	507 (52.6)	217 (22.5)	60 (6.2)	46	1009	963	
BE	305 (30.6)	363 (36.4)	258 (25.9)	71 (7.1)	23	1020	997	
BG	242 (31.0)	286 (36.6)	206 (26.4)	47 (6.0)	219	1000	781	
CY	201 (45.3)	112 (25.2)	74 (16.7)	57 (12.8)	56	500	444	
CZ	246 (25.8)	368 (38.7)	248 (26.1)	90 (9.5)	64	1016	952	
DE-E	127 (25.7)	140 (28.3)	174 (35.2)	54 (10.9)	35	530	495	
DE-W	240 (25.9)	254 (27.4)	333 (36.0)	99 (10.7)	64	990	926	
DK	255 (26.8)	329 (34.6)	246 (25.9)	120 (12.6)	59	1009	950	
EE	379 (41.2)	347 (37.8)	143 (15.6)	50 (5.4)	82	1001	919	
ES	384 (43.2)	316 (35.6)	109 (12.3)	79 (8.9)	118	1006	888	
FI	375 (38.9)	416 (43.2)	120 (12.4)	53 (5.5)	39	1003	964	
FR	329 (35.3)	285 (30.5)	218 (23.4)	101 (10.8)	66	999	933	
GB-GBN	440 (46.8)	323 (34.4)	145 (15.4)	32 (3.4)	59	999	940	
GB-NIR	123 (46.2)	78 (29.3)	59 (22.2)	6 (2.3)	24	290	266	
GR	225 (24.4)	396 (42.9)	216 (23.4)	86 (9.3)	77	1000	923	
HU	361 (37.6)	402 (41.8)	146 (15.2)	52 (5.4)	53	1014	961	
IE	366 (43.5)	344 (40.9)	103 (12.2)	28 (3.3)	135	976	841	
IT	306 (33.0)	364 (39.3)	193 (20.8)	64 (6.9)	112	1039	927	
LT	267 (30.0)	404 (45.4)	146 (16.4)	72 (8.1)	137	1026	889	
LU	164 (35.5)	146 (31.6)	105 (22.7)	47 (10.2)	39	501	462	
LV	247 (26.7)	378 (40.8)	210 (22.7)	91 (9.8)	74	1000	926	
MT	234 (56.7)	120 (29.1)	45 (10.9)	14 (3.4)	87	500	413	
NL	250 (25.4)	337 (34.2)	300 (30.5)	97 (9.9)	41	1025	984	
PL	188 (22.2)	490 (57.9)	141 (16.7)	27 (3.2)	155	1001	846	
PT	287 (32.9)	453 (51.9)	99 (11.4)	33 (3.8)	175	1047	872	
RO	302 (40.6)	279 (37.6)	83 (11.2)	79 (10.6)	270	1013	743	
SE	365 (37.9)	329 (34.2)	152 (15.8)	117 (12.1)	47	1010	963	
SI	256 (27.0)	374 (39.4)	207 (21.8)	112 (11.8)	70	1019	949	
SK	306 (32.0)	396 (41.4)	179 (18.7)	75 (7.8)	78	1034	956	
N Sum	7949	9336	4875	1913	2504	26577		
N Valid Sum	7949	9336	4875	1913			24073	

v334 - QB37 ENFORCEMENT OF DATA PROTECTION RULES - LEVEL

Q.B37

In your opinion, the enforcement of the rules on personal data protection should be dealt with at...?

(READ OUT – ONE ANSWER ONLY)

- 1 European level
- 2 National level
- 3 Regional or local level
- 4 DK

v334 by v7, Absolute Values (Row Percent), weighted by v8

v334	1	2	3	4	N Sum	N Valid Sum
v7						
				M		
AT	408 (41.6)	398 (40.6)	175 (17.8)	29	1010	981
BE	560 (55.6)	317 (31.4)	131 (13.0)	13	1021	1008
BG	448 (47.8)	427 (45.5)	63 (6.7)	62	1000	938
CY	270 (55.2)	165 (33.7)	54 (11.0)	12	501	489
CZ	411 (41.8)	458 (46.5)	115 (11.7)	31	1015	984
DE-E	306 (59.1)	165 (31.9)	47 (9.1)	12	530	518
DE-W	550 (57.8)	339 (35.6)	62 (6.5)	39	990	951
DK	274 (28.1)	601 (61.6)	101 (10.3)	30	1006	976
EE	341 (35.2)	521 (53.7)	108 (11.1)	30	1000	970
ES	553 (59.5)	296 (31.8)	81 (8.7)	76	1006	930
FI	334 (34.5)	536 (55.4)	97 (10.0)	35	1002	967
FR	562 (59.0)	296 (31.1)	94 (9.9)	47	999	952
GB-GBN	168 (17.9)	621 (66.0)	152 (16.2)	59	1000	941
GB-NIR	58 (22.4)	122 (47.1)	79 (30.5)	32	291	259
GR	541 (55.0)	377 (38.4)	65 (6.6)	17	1000	983
HU	454 (45.4)	478 (47.8)	69 (6.9)	13	1014	1001
IE	255 (28.2)	502 (55.5)	147 (16.3)	71	975	904
IT	432 (45.5)	371 (39.1)	146 (15.4)	91	1040	949
LT	489 (50.5)	374 (38.6)	105 (10.8)	58	1026	968
LU	288 (59.5)	167 (34.5)	29 (6.0)	18	502	484
LV	576 (59.6)	306 (31.7)	84 (8.7)	34	1000	966
MT	186 (40.6)	232 (50.7)	40 (8.7)	42	500	458
NL	534 (53.1)	425 (42.3)	46 (4.6)	19	1024	1005
PL	422 (46.2)	412 (45.1)	79 (8.7)	86	999	913
PT	476 (50.2)	392 (41.4)	80 (8.4)	98	1046	948
RO	468 (52.1)	317 (35.3)	113 (12.6)	116	1014	898
SE	198 (20.1)	669 (67.9)	118 (12.0)	24	1009	985
SI	276 (27.7)	603 (60.5)	117 (11.7)	24	1020	996
SK	539 (54.4)	360 (36.4)	91 (9.2)	44	1034	990
N Sum	11377	11247	2688	1262	26574	
N Valid Sum	11377	11247	2688			25312

v335 - QB38 PUBLIC DATA PROTECTION AUTHORITY - HEARD

Q.B38

Have you heard about a public authority in (OUR COUNTRY) responsible for protecting your rights regarding your personal data?

- 1 Yes
- 2 No
- 3 DK

v335 by v7, Absolute Values (Row Percent), weighted by v8

v7	v335	1	2	3	N Sum	N Valid Sum
				M		
AT	192 (20.4)	749 (79.6)	69	1010	941	
BE	210 (20.8)	802 (79.2)	8	1020	1012	
BG	172 (19.1)	730 (80.9)	98	1000	902	
CY	183 (37.7)	303 (62.3)	15	501	486	
CZ	381 (38.1)	618 (61.9)	16	1015	999	
DE-E	199 (39.6)	303 (60.4)	28	530	502	
DE-W	397 (42.2)	544 (57.8)	48	989	941	
DK	441 (44.9)	541 (55.1)	25	1007	982	
EE	281 (28.4)	707 (71.6)	12	1000	988	
ES	162 (16.5)	819 (83.5)	25	1006	981	
FI	326 (33.2)	655 (66.8)	22	1003	981	
FR	310 (31.6)	671 (68.4)	19	1000	981	
GB-GBN	327 (33.2)	657 (66.8)	16	1000	984	
GB-NIR	91 (31.6)	197 (68.4)	3	291	288	
GR	455 (46.1)	531 (53.9)	13	999	986	
HU	512 (51.7)	478 (48.3)	24	1014	990	
IE	342 (36.9)	584 (63.1)	49	975	926	
IT	397 (41.0)	572 (59.0)	70	1039	969	
LT	276 (27.8)	718 (72.2)	32	1026	994	
LU	112 (23.2)	370 (76.8)	19	501	482	
LV	282 (28.3)	713 (71.7)	5	1000	995	
MT	213 (44.8)	262 (55.2)	25	500	475	
NL	350 (35.5)	637 (64.5)	37	1024	987	
PL	401 (41.4)	568 (58.6)	32	1001	969	
PT	228 (22.4)	790 (77.6)	29	1047	1018	
RO	199 (21.2)	739 (78.8)	75	1013	938	
SE	423 (43.3)	554 (56.7)	32	1009	977	
SI	491 (49.5)	501 (50.5)	27	1019	992	
SK	380 (37.3)	640 (62.7)	15	1035	1020	
N Sum	8733	16953	888	26574		
N Valid Sum	8733	16953			25686	

v336 - QB39 FIGHT DATA MISUSE BY COMP: IMPOSE FINE

Q.B39

Some companies use people's personal data without them being aware, creating inconvenience ranging from spam to financial loss. What should be the public authorities' main priorities to fight these practises?

(SHOW CARD – READ OUT – ROTATE – MAX. 4 ANSWERS)

Q.B39_1 Impose a fine to these companies

0 Not mentioned

1 Mentioned

v336 by v7, Absolute Values (Row Percent), weighted by v8

	v336	0	1	N Sum	N Valid Sum
v7					
AT	631 (62.5)	379 (37.5)	1010	1010	
BE	558 (54.7)	462 (45.3)	1020	1020	
BG	386 (38.6)	614 (61.4)	1000	1000	
CY	135 (26.9)	366 (73.1)	501	501	
CZ	562 (55.4)	453 (44.6)	1015	1015	
DE-E	273 (51.5)	257 (48.5)	530	530	
DE-W	507 (51.3)	482 (48.7)	989	989	
DK	513 (50.9)	494 (49.1)	1007	1007	
EE	512 (51.2)	488 (48.8)	1000	1000	
ES	402 (40.0)	604 (60.0)	1006	1006	
FI	652 (65.0)	351 (35.0)	1003	1003	
FR	493 (49.3)	507 (50.7)	1000	1000	
GB-GBN	499 (49.9)	501 (50.1)	1000	1000	
GB-NIR	128 (44.0)	163 (56.0)	291	291	
GR	413 (41.3)	587 (58.7)	1000	1000	
HU	491 (48.4)	523 (51.6)	1014	1014	
IE	364 (37.3)	611 (62.7)	975	975	
IT	614 (59.1)	425 (40.9)	1039	1039	
LT	575 (56.0)	451 (44.0)	1026	1026	
LU	264 (52.7)	237 (47.3)	501	501	
LV	475 (47.5)	525 (52.5)	1000	1000	
MT	201 (40.2)	299 (59.8)	500	500	
NL	495 (48.3)	529 (51.7)	1024	1024	
PL	460 (46.0)	540 (54.0)	1000	1000	
PT	560 (53.5)	486 (46.5)	1046	1046	
RO	371 (36.6)	642 (63.4)	1013	1013	
SE	516 (51.1)	494 (48.9)	1010	1010	
SI	244 (23.9)	776 (76.1)	1020	1020	
SK	509 (49.2)	525 (50.8)	1034	1034	
N Sum	12803	13771	26574		
N Valid Sum	12803	13771		26574	

v337 - QB39 FIGHT DATA MISUSE BY COMP: LEGAL SUPPORT

Q.B39

Some companies use people's personal data without them being aware, creating inconvenience ranging from spam to financial loss. What should be the public authorities' main priorities to fight these practises?

(SHOW CARD – READ OUT – ROTATE – MAX. 4 ANSWERS)

Q.B39_2 Provide legal support for those willing to take the case in court

0 Not mentioned

1 Mentioned

v337 by v7, Absolute Values (Row Percent), weighted by v8

	v337	0	1	N Sum	N Valid Sum
v7					
AT	680 (67.3)	330 (32.7)	1010	1010	
BE	680 (66.7)	340 (33.3)	1020	1020	
BG	659 (65.9)	341 (34.1)	1000	1000	
CY	320 (63.9)	181 (36.1)	501	501	
CZ	726 (71.5)	289 (28.5)	1015	1015	
DE-E	352 (66.4)	178 (33.6)	530	530	
DE-W	659 (66.6)	330 (33.4)	989	989	
DK	629 (62.5)	378 (37.5)	1007	1007	
EE	647 (64.7)	353 (35.3)	1000	1000	
ES	779 (77.4)	227 (22.6)	1006	1006	
FI	788 (78.6)	215 (21.4)	1003	1003	
FR	678 (67.8)	322 (32.2)	1000	1000	
GB-GBN	776 (77.6)	224 (22.4)	1000	1000	
GB-NIR	210 (72.2)	81 (27.8)	291	291	
GR	667 (66.7)	333 (33.3)	1000	1000	
HU	747 (73.7)	267 (26.3)	1014	1014	
IE	667 (68.4)	308 (31.6)	975	975	
IT	714 (68.7)	325 (31.3)	1039	1039	
LT	779 (75.9)	247 (24.1)	1026	1026	
LU	347 (69.3)	154 (30.7)	501	501	
LV	780 (78.0)	220 (22.0)	1000	1000	
MT	322 (64.4)	178 (35.6)	500	500	
NL	691 (67.5)	333 (32.5)	1024	1024	
PL	727 (72.7)	273 (27.3)	1000	1000	
PT	742 (70.9)	304 (29.1)	1046	1046	
RO	732 (72.3)	281 (27.7)	1013	1013	
SE	671 (66.4)	339 (33.6)	1010	1010	
SI	757 (74.2)	263 (25.8)	1020	1020	
SK	791 (76.5)	243 (23.5)	1034	1034	
N Sum	18717	7857	26574		
N Valid Sum	18717	7857		26574	

v338 - QB39 FIGHT DATA MISUSE BY COMP: OUT OF COURT PROC

Q.B39

Some companies use people's personal data without them being aware, creating inconvenience ranging from spam to financial loss. What should be the public authorities' main priorities to fight these practises?

(SHOW CARD – READ OUT – ROTATE – MAX. 4 ANSWERS)

Q.B39_3 Provide an out of court procedure to sort out the problem

0 Not mentioned

1 Mentioned

v338 by v7, Absolute Values (Row Percent), weighted by v8

	v338	0	1	N Sum	N Valid Sum
v7					
AT	868 (85.9)	142 (14.1)		1010	1010
BE	917 (89.9)	103 (10.1)		1020	1020
BG	869 (86.9)	131 (13.1)		1000	1000
CY	435 (86.8)	66 (13.2)		501	501
CZ	929 (91.5)	86 (8.5)		1015	1015
DE-E	496 (93.6)	34 (6.4)		530	530
DE-W	923 (93.3)	66 (6.7)		989	989
DK	952 (94.5)	55 (5.5)		1007	1007
EE	897 (89.7)	103 (10.3)		1000	1000
ES	926 (92.0)	80 (8.0)		1006	1006
FI	954 (95.1)	49 (4.9)		1003	1003
FR	935 (93.5)	65 (6.5)		1000	1000
GB-GBN	909 (90.9)	91 (9.1)		1000	1000
GB-NIR	263 (90.4)	28 (9.6)		291	291
GR	871 (87.1)	129 (12.9)		1000	1000
HU	894 (88.2)	120 (11.8)		1014	1014
IE	819 (84.0)	156 (16.0)		975	975
IT	853 (82.1)	186 (17.9)		1039	1039
LT	874 (85.2)	152 (14.8)		1026	1026
LU	445 (88.8)	56 (11.2)		501	501
LV	943 (94.3)	57 (5.7)		1000	1000
MT	431 (86.2)	69 (13.8)		500	500
NL	981 (95.8)	43 (4.2)		1024	1024
PL	917 (91.7)	83 (8.3)		1000	1000
PT	886 (84.7)	160 (15.3)		1046	1046
RO	873 (86.2)	140 (13.8)		1013	1013
SE	961 (95.1)	49 (4.9)		1010	1010
SI	883 (86.6)	137 (13.4)		1020	1020
SK	932 (90.1)	102 (9.9)		1034	1034
N Sum	23836	2738		26574	
N Valid Sum	23836	2738			26574

v339 - QB39 FIGHT DATA MISUSE BY COMP: BAN FROM USE

Q.B39

Some companies use people's personal data without them being aware, creating inconvenience ranging from spam to financial loss. What should be the public authorities' main priorities to fight these practises?

(SHOW CARD – READ OUT – ROTATE – MAX. 4 ANSWERS)

Q.B39_4 Ban them from using such data in the future

0 Not mentioned

1 Mentioned

v339 by v7, Absolute Values (Row Percent), weighted by v8

	v339	0	1	N Sum	N Valid Sum
v7					
AT	582 (57.6)	428 (42.4)	1010	1010	
BE	620 (60.8)	400 (39.2)	1020	1020	
BG	419 (41.9)	581 (58.1)	1000	1000	
CY	173 (34.5)	328 (65.5)	501	501	
CZ	603 (59.4)	412 (40.6)	1015	1015	
DE-E	313 (59.1)	217 (40.9)	530	530	
DE-W	574 (58.0)	415 (42.0)	989	989	
DK	536 (53.2)	471 (46.8)	1007	1007	
EE	648 (64.8)	352 (35.2)	1000	1000	
ES	640 (63.6)	366 (36.4)	1006	1006	
FI	610 (60.8)	393 (39.2)	1003	1003	
FR	547 (54.7)	453 (45.3)	1000	1000	
GB-GBN	595 (59.5)	405 (40.5)	1000	1000	
GB-NIR	120 (41.2)	171 (58.8)	291	291	
GR	549 (54.9)	451 (45.1)	1000	1000	
HU	572 (56.4)	442 (43.6)	1014	1014	
IE	540 (55.4)	435 (44.6)	975	975	
IT	680 (65.4)	359 (34.6)	1039	1039	
LT	640 (62.4)	386 (37.6)	1026	1026	
LU	261 (52.1)	240 (47.9)	501	501	
LV	580 (58.0)	420 (42.0)	1000	1000	
MT	376 (75.2)	124 (24.8)	500	500	
NL	677 (66.1)	347 (33.9)	1024	1024	
PL	696 (69.6)	304 (30.4)	1000	1000	
PT	580 (55.4)	466 (44.6)	1046	1046	
RO	565 (55.8)	448 (44.2)	1013	1013	
SE	628 (62.2)	382 (37.8)	1010	1010	
SI	561 (55.0)	459 (45.0)	1020	1020	
SK	650 (62.9)	384 (37.1)	1034	1034	
N Sum	15535	11039	26574		
N Valid Sum	15535	11039		26574	

v340 - QB39 FIGHT DATA MISUSE BY COMP: COMPENSATIONS

Q.B39

Some companies use people's personal data without them being aware, creating inconvenience ranging from spam to financial loss. What should be the public authorities' main priorities to fight these practises?

(SHOW CARD – READ OUT – ROTATE – MAX. 4 ANSWERS)

Q.B39_5 Compel them to compensate the victims

0 Not mentioned

1 Mentioned

v340 by v7, Absolute Values (Row Percent), weighted by v8

	v340	0	1	N Sum	N Valid Sum
v7					
AT	560 (55.4)	450 (44.6)	1010	1010	
BE	670 (65.7)	350 (34.3)	1020	1020	
BG	454 (45.4)	546 (54.6)	1000	1000	
CY	270 (53.9)	231 (46.1)	501	501	
CZ	624 (61.5)	391 (38.5)	1015	1015	
DE-E	298 (56.2)	232 (43.8)	530	530	
DE-W	598 (60.5)	391 (39.5)	989	989	
DK	549 (54.5)	458 (45.5)	1007	1007	
EE	564 (56.4)	436 (43.6)	1000	1000	
ES	595 (59.1)	411 (40.9)	1006	1006	
FI	722 (72.0)	281 (28.0)	1003	1003	
FR	559 (55.9)	441 (44.1)	1000	1000	
GB-GBN	694 (69.4)	306 (30.6)	1000	1000	
GB-NIR	183 (62.9)	108 (37.1)	291	291	
GR	531 (53.1)	469 (46.9)	1000	1000	
HU	684 (67.5)	330 (32.5)	1014	1014	
IE	587 (60.2)	388 (39.8)	975	975	
IT	629 (60.5)	410 (39.5)	1039	1039	
LT	549 (53.5)	477 (46.5)	1026	1026	
LU	315 (62.9)	186 (37.1)	501	501	
LV	556 (55.6)	444 (44.4)	1000	1000	
MT	269 (53.8)	231 (46.2)	500	500	
NL	712 (69.5)	312 (30.5)	1024	1024	
PL	713 (71.3)	287 (28.7)	1000	1000	
PT	542 (51.8)	504 (48.2)	1046	1046	
RO	554 (54.7)	459 (45.3)	1013	1013	
SE	513 (50.8)	497 (49.2)	1010	1010	
SI	594 (58.2)	426 (41.8)	1020	1020	
SK	675 (65.3)	359 (34.7)	1034	1034	
N Sum	15763	10811	26574		
N Valid Sum	15763	10811		26574	

v341 - QB39 FIGHT DATA MISUSE BY COMP: JOINT LEGAL ACT

Q.B39

Some companies use people's personal data without them being aware, creating inconvenience ranging from spam to financial loss. What should be the public authorities' main priorities to fight these practises?

(SHOW CARD – READ OUT – ROTATE – MAX. 4 ANSWERS)

Q.B39_6 Put people in similar situation in touch to start joint legal action

0 Not mentioned

1 Mentioned

v341 by v7, Absolute Values (Row Percent), weighted by v8

	v341	0	1	N Sum	N Valid Sum
v7					
AT	848 (84.0)	162 (16.0)		1010	1010
BE	892 (87.5)	128 (12.5)		1020	1020
BG	898 (89.8)	102 (10.2)		1000	1000
CY	474 (94.6)	27 (5.4)		501	501
CZ	872 (85.9)	143 (14.1)		1015	1015
DE-E	473 (89.2)	57 (10.8)		530	530
DE-W	876 (88.6)	113 (11.4)		989	989
DK	958 (95.1)	49 (4.9)		1007	1007
EE	925 (92.5)	75 (7.5)		1000	1000
ES	914 (90.9)	92 (9.1)		1006	1006
FI	888 (88.5)	115 (11.5)		1003	1003
FR	908 (90.8)	92 (9.2)		1000	1000
GB-GBN	955 (95.5)	45 (4.5)		1000	1000
GB-NIR	274 (94.2)	17 (5.8)		291	291
GR	872 (87.2)	128 (12.8)		1000	1000
HU	871 (85.9)	143 (14.1)		1014	1014
IE	831 (85.2)	144 (14.8)		975	975
IT	906 (87.2)	133 (12.8)		1039	1039
LT	975 (95.0)	51 (5.0)		1026	1026
LU	466 (93.0)	35 (7.0)		501	501
LV	907 (90.7)	93 (9.3)		1000	1000
MT	459 (91.8)	41 (8.2)		500	500
NL	919 (89.7)	105 (10.3)		1024	1024
PL	923 (92.3)	77 (7.7)		1000	1000
PT	921 (88.0)	125 (12.0)		1046	1046
RO	910 (89.8)	103 (10.2)		1013	1013
SE	970 (96.0)	40 (4.0)		1010	1010
SI	929 (91.1)	91 (8.9)		1020	1020
SK	886 (85.7)	148 (14.3)		1034	1034
N Sum	23900	2674		26574	
N Valid Sum	23900	2674			26574

v342 - QB39 FIGHT DATA MISUSE BY COMP: DIRECT CONTROL

Q.B39

Some companies use people's personal data without them being aware, creating inconvenience ranging from spam to financial loss. What should be the public authorities' main priorities to fight these practises?

(SHOW CARD – READ OUT – ROTATE – MAX. 4 ANSWERS)

Q.B39_7 Give people more direct control on their own personal data

0 Not mentioned

1 Mentioned

v342 by v7, Absolute Values (Row Percent), weighted by v8

	v342	0	1	N Sum	N Valid Sum
v7					
AT	646 (64.0)	364 (36.0)	1010	1010	
BE	683 (67.0)	337 (33.0)	1020	1020	
BG	824 (82.4)	176 (17.6)	1000	1000	
CY	381 (76.0)	120 (24.0)	501	501	
CZ	631 (62.2)	384 (37.8)	1015	1015	
DE-E	388 (73.2)	142 (26.8)	530	530	
DE-W	672 (67.9)	317 (32.1)	989	989	
DK	671 (66.6)	336 (33.4)	1007	1007	
EE	826 (82.6)	174 (17.4)	1000	1000	
ES	764 (75.9)	242 (24.1)	1006	1006	
FI	614 (61.2)	389 (38.8)	1003	1003	
FR	676 (67.6)	324 (32.4)	1000	1000	
GB-GBN	671 (67.1)	329 (32.9)	1000	1000	
GB-NIR	192 (66.0)	99 (34.0)	291	291	
GR	795 (79.5)	205 (20.5)	1000	1000	
HU	710 (70.0)	304 (30.0)	1014	1014	
IE	694 (71.2)	281 (28.8)	975	975	
IT	788 (75.8)	251 (24.2)	1039	1039	
LT	776 (75.6)	250 (24.4)	1026	1026	
LU	367 (73.3)	134 (26.7)	501	501	
LV	777 (77.7)	223 (22.3)	1000	1000	
MT	384 (76.8)	116 (23.2)	500	500	
NL	670 (65.4)	354 (34.6)	1024	1024	
PL	819 (81.9)	181 (18.1)	1000	1000	
PT	883 (84.4)	163 (15.6)	1046	1046	
RO	848 (83.7)	165 (16.3)	1013	1013	
SE	706 (69.9)	304 (30.1)	1010	1010	
SI	806 (79.0)	214 (21.0)	1020	1020	
SK	725 (70.1)	309 (29.9)	1034	1034	
N Sum	19387	7187	26574		
N Valid Sum	19387	7187		26574	

v343 - QB39 FIGHT DATA MISUSE BY COMP: MONITORING

Q.B39

Some companies use people's personal data without them being aware, creating inconvenience ranging from spam to financial loss. What should be the public authorities' main priorities to fight these practises?

(SHOW CARD – READ OUT – ROTATE – MAX. 4 ANSWERS)

Q.B39_8 Allocate more resources to monitoring and enforcing existing regulations

0 Not mentioned

1 Mentioned

v343 by v7, Absolute Values (Row Percent), weighted by v8

	v343	0	1	N Sum	N Valid Sum
v7					
AT	641 (63.5)	369 (36.5)	1010	1010	
BE	878 (86.1)	142 (13.9)	1020	1020	
BG	857 (85.7)	143 (14.3)	1000	1000	
CY	451 (90.0)	50 (10.0)	501	501	
CZ	901 (88.8)	114 (11.2)	1015	1015	
DE-E	340 (64.2)	190 (35.8)	530	530	
DE-W	678 (68.6)	311 (31.4)	989	989	
DK	743 (73.8)	264 (26.2)	1007	1007	
EE	839 (83.9)	161 (16.1)	1000	1000	
ES	882 (87.7)	124 (12.3)	1006	1006	
FI	739 (73.7)	264 (26.3)	1003	1003	
FR	879 (87.9)	121 (12.1)	1000	1000	
GB-GBN	836 (83.6)	164 (16.4)	1000	1000	
GB-NIR	248 (85.2)	43 (14.8)	291	291	
GR	829 (82.9)	171 (17.1)	1000	1000	
HU	831 (82.0)	183 (18.0)	1014	1014	
IE	778 (79.8)	197 (20.2)	975	975	
IT	906 (87.2)	133 (12.8)	1039	1039	
LT	949 (92.5)	77 (7.5)	1026	1026	
LU	450 (89.8)	51 (10.2)	501	501	
LV	932 (93.2)	68 (6.8)	1000	1000	
MT	410 (82.0)	90 (18.0)	500	500	
NL	690 (67.4)	334 (32.6)	1024	1024	
PL	874 (87.4)	126 (12.6)	1000	1000	
PT	931 (89.0)	115 (11.0)	1046	1046	
RO	928 (91.6)	85 (8.4)	1013	1013	
SE	781 (77.3)	229 (22.7)	1010	1010	
SI	853 (83.6)	167 (16.4)	1020	1020	
SK	863 (83.5)	171 (16.5)	1034	1034	
N Sum	21917	4657	26574		
N Valid Sum	21917	4657		26574	

v344 - QB39 FIGHT DATA MISUSE BY COMP: BETTER TECHNICS

Q.B39

Some companies use people's personal data without them being aware, creating inconvenience ranging from spam to financial loss. What should be the public authorities' main priorities to fight these practises?

(SHOW CARD – READ OUT – ROTATE – MAX. 4 ANSWERS)

Q.B39_9 Find better technical solution that preserve users' privacy and safety

0 Not mentioned

1 Mentioned

v344 by v7, Absolute Values (Row Percent), weighted by v8

	v344	0	1	N Sum	N Valid Sum
v7					
AT	593 (58.7)	417 (41.3)	1010	1010	
BE	693 (67.9)	327 (32.1)	1020	1020	
BG	757 (75.7)	243 (24.3)	1000	1000	
CY	379 (75.6)	122 (24.4)	501	501	
CZ	612 (60.3)	403 (39.7)	1015	1015	
DE-E	239 (45.1)	291 (54.9)	530	530	
DE-W	556 (56.2)	433 (43.8)	989	989	
DK	584 (58.0)	423 (42.0)	1007	1007	
EE	718 (71.8)	282 (28.2)	1000	1000	
ES	810 (80.5)	196 (19.5)	1006	1006	
FI	650 (64.8)	353 (35.2)	1003	1003	
FR	717 (71.7)	283 (28.3)	1000	1000	
GB-GBN	747 (74.7)	253 (25.3)	1000	1000	
GB-NIR	222 (76.3)	69 (23.7)	291	291	
GR	739 (73.9)	261 (26.1)	1000	1000	
HU	743 (73.3)	271 (26.7)	1014	1014	
IE	738 (75.7)	237 (24.3)	975	975	
IT	781 (75.2)	258 (24.8)	1039	1039	
LT	764 (74.5)	262 (25.5)	1026	1026	
LU	377 (75.2)	124 (24.8)	501	501	
LV	722 (72.2)	278 (27.8)	1000	1000	
MT	423 (84.6)	77 (15.4)	500	500	
NL	596 (58.2)	428 (41.8)	1024	1024	
PL	775 (77.5)	225 (22.5)	1000	1000	
PT	874 (83.6)	172 (16.4)	1046	1046	
RO	810 (80.0)	203 (20.0)	1013	1013	
SE	533 (52.8)	477 (47.2)	1010	1010	
SI	749 (73.4)	271 (26.6)	1020	1020	
SK	659 (63.7)	375 (36.3)	1034	1034	
N Sum	18560	8014	26574		
N Valid Sum	18560	8014		26574	

v345 - QB39 FIGHT DATA MISUSE BY COMP: FORMAL EDUCATION

Q.B39

Some companies use people's personal data without them being aware, creating inconvenience ranging from spam to financial loss. What should be the public authorities' main priorities to fight these practises?

(SHOW CARD – READ OUT – ROTATE – MAX. 4 ANSWERS)

Q.B39_10 Provide formal education and guidelines on safe disclosure

0 Not mentioned

1 Mentioned

v345 by v7, Absolute Values (Row Percent), weighted by v8

	v345	0	1	N Sum	N Valid Sum
v7					
AT	903 (89.4)	107 (10.6)		1010	1010
BE	897 (87.9)	123 (12.1)		1020	1020
BG	922 (92.2)	78 (7.8)		1000	1000
CY	467 (93.2)	34 (6.8)		501	501
CZ	899 (88.6)	116 (11.4)		1015	1015
DE-E	497 (93.8)	33 (6.2)		530	530
DE-W	948 (95.9)	41 (4.1)		989	989
DK	946 (93.9)	61 (6.1)		1007	1007
EE	929 (92.9)	71 (7.1)		1000	1000
ES	851 (84.6)	155 (15.4)		1006	1006
FI	829 (82.7)	174 (17.3)		1003	1003
FR	940 (94.0)	60 (6.0)		1000	1000
GB-GBN	862 (86.2)	138 (13.8)		1000	1000
GB-NIR	252 (86.6)	39 (13.4)		291	291
GR	844 (84.4)	156 (15.6)		1000	1000
HU	902 (89.0)	112 (11.0)		1014	1014
IE	816 (83.7)	159 (16.3)		975	975
IT	876 (84.3)	163 (15.7)		1039	1039
LT	952 (92.8)	74 (7.2)		1026	1026
LU	461 (92.0)	40 (8.0)		501	501
LV	913 (91.3)	87 (8.7)		1000	1000
MT	428 (85.6)	72 (14.4)		500	500
NL	939 (91.7)	85 (8.3)		1024	1024
PL	841 (84.1)	159 (15.9)		1000	1000
PT	921 (88.0)	125 (12.0)		1046	1046
RO	940 (92.8)	73 (7.2)		1013	1013
SE	927 (91.8)	83 (8.2)		1010	1010
SI	940 (92.2)	80 (7.8)		1020	1020
SK	903 (87.3)	131 (12.7)		1034	1034
N Sum	23745	2829		26574	
N Valid Sum	23745	2829			26574

v346 - QB39 FIGHT DATA MISUSE BY COMP: RAISE AWARENESS

Q.B39

Some companies use people's personal data without them being aware, creating inconvenience ranging from spam to financial loss. What should be the public authorities' main priorities to fight these practises?

(SHOW CARD – READ OUT – ROTATE – MAX. 4 ANSWERS)

Q.B39_11 Raise awareness of the implications of unsafe disclosure

0 Not mentioned

1 Mentioned

v346 by v7, Absolute Values (Row Percent), weighted by v8

	v346	0	1	N Sum	N Valid Sum
v7					
AT	833 (82.5)	177 (17.5)		1010	1010
BE	737 (72.3)	283 (27.7)		1020	1020
BG	894 (89.4)	106 (10.6)		1000	1000
CY	428 (85.4)	73 (14.6)		501	501
CZ	729 (71.8)	286 (28.2)		1015	1015
DE-E	443 (83.6)	87 (16.4)		530	530
DE-W	857 (86.7)	132 (13.3)		989	989
DK	667 (66.2)	340 (33.8)		1007	1007
EE	814 (81.4)	186 (18.6)		1000	1000
ES	837 (83.2)	169 (16.8)		1006	1006
FI	688 (68.6)	315 (31.4)		1003	1003
FR	634 (63.4)	366 (36.6)		1000	1000
GB-GBN	725 (72.5)	275 (27.5)		1000	1000
GB-NIR	215 (73.9)	76 (26.1)		291	291
GR	835 (83.5)	165 (16.5)		1000	1000
HU	815 (80.4)	199 (19.6)		1014	1014
IE	723 (74.2)	252 (25.8)		975	975
IT	863 (83.1)	176 (16.9)		1039	1039
LT	835 (81.4)	191 (18.6)		1026	1026
LU	382 (76.2)	119 (23.8)		501	501
LV	854 (85.4)	146 (14.6)		1000	1000
MT	422 (84.4)	78 (15.6)		500	500
NL	721 (70.4)	303 (29.6)		1024	1024
PL	801 (80.1)	199 (19.9)		1000	1000
PT	877 (83.8)	169 (16.2)		1046	1046
RO	939 (92.7)	74 (7.3)		1013	1013
SE	665 (65.8)	345 (34.2)		1010	1010
SI	819 (80.3)	201 (19.7)		1020	1020
SK	707 (68.4)	327 (31.6)		1034	1034
N Sum	20759	5815		26574	
N Valid Sum	20759	5815			26574

v347 - QB39 FIGHT DATA MISUSE BY COMP: USE OF WARNINGS

Q.B39

Some companies use people's personal data without them being aware, creating inconvenience ranging from spam to financial loss. What should be the public authorities' main priorities to fight these practises?

(SHOW CARD – READ OUT – ROTATE – MAX. 4 ANSWERS)

Q.B39_12 Make greater use of warnings and signs to signal possible unsafe disclosure

0 Not mentioned

1 Mentioned

v347 by v7, Absolute Values (Row Percent), weighted by v8

	v347	0	1	N Sum	N Valid Sum
v7					
AT	733 (72.6)	277 (27.4)	1010	1010	
BE	744 (72.9)	276 (27.1)	1020	1020	
BG	913 (91.3)	87 (8.7)	1000	1000	
CY	447 (89.2)	54 (10.8)	501	501	
CZ	808 (79.6)	207 (20.4)	1015	1015	
DE-E	414 (78.1)	116 (21.9)	530	530	
DE-W	729 (73.7)	260 (26.3)	989	989	
DK	802 (79.6)	205 (20.4)	1007	1007	
EE	735 (73.5)	265 (26.5)	1000	1000	
ES	886 (88.1)	120 (11.9)	1006	1006	
FI	711 (70.9)	292 (29.1)	1003	1003	
FR	760 (76.0)	240 (24.0)	1000	1000	
GB-GBN	822 (82.2)	178 (17.8)	1000	1000	
GB-NIR	247 (84.9)	44 (15.1)	291	291	
GR	833 (83.3)	167 (16.7)	1000	1000	
HU	860 (84.8)	154 (15.2)	1014	1014	
IE	788 (80.8)	187 (19.2)	975	975	
IT	893 (85.9)	146 (14.1)	1039	1039	
LT	811 (79.0)	215 (21.0)	1026	1026	
LU	393 (78.4)	108 (21.6)	501	501	
LV	849 (84.9)	151 (15.1)	1000	1000	
MT	434 (86.8)	66 (13.2)	500	500	
NL	693 (67.7)	331 (32.3)	1024	1024	
PL	846 (84.6)	154 (15.4)	1000	1000	
PT	915 (87.5)	131 (12.5)	1046	1046	
RO	940 (92.8)	73 (7.2)	1013	1013	
SE	756 (74.9)	254 (25.1)	1010	1010	
SI	876 (85.9)	144 (14.1)	1020	1020	
SK	792 (76.6)	242 (23.4)	1034	1034	
N Sum	21430	5144	26574		
N Valid Sum	21430	5144		26574	

v348 - QB39 FIGHT DATA MISUSE BY COMP: OTHER PRIORITIES

Q.B39

Some companies use people's personal data without them being aware, creating inconvenience ranging from spam to financial loss. What should be the public authorities' main priorities to fight these practises?

(SHOW CARD – READ OUT – ROTATE – MAX. 4 ANSWERS)

Q.B39_13 Other (SPONTANEOUS)

0 Not mentioned

1 Mentioned

v348 by v7, Absolute Values (Row Percent), weighted by v8

v7	v348	0	1	N Sum	N Valid Sum
AT	1001 (99.1)	9 (0.9)		1010	1010
BE	1006 (98.6)	14 (1.4)		1020	1020
BG	995 (99.5)	5 (0.5)		1000	1000
CY	501 (100.0)			501	501
CZ	1015 (100.0)			1015	1015
DE-E	530 (100.0)			530	530
DE-W	988 (99.9)	1 (0.1)		989	989
DK	1006 (99.9)	1 (0.1)		1007	1007
EE	997 (99.7)	3 (0.3)		1000	1000
ES	999 (99.3)	7 (0.7)		1006	1006
FI	991 (98.8)	12 (1.2)		1003	1003
FR	1000 (100.0)			1000	1000
GB-GBN	993 (99.3)	7 (0.7)		1000	1000
GB-NIR	291 (100.0)			291	291
GR	997 (99.7)	3 (0.3)		1000	1000
HU	1010 (99.6)	4 (0.4)		1014	1014
IE	971 (99.6)	4 (0.4)		975	975
IT	1020 (98.2)	19 (1.8)		1039	1039
LT	1014 (98.8)	12 (1.2)		1026	1026
LU	499 (99.6)	2 (0.4)		501	501
LV	998 (99.8)	2 (0.2)		1000	1000
MT	500 (100.0)			500	500
NL	1019 (99.5)	5 (0.5)		1024	1024
PL	999 (99.9)	1 (0.1)		1000	1000
PT	1042 (99.6)	4 (0.4)		1046	1046
RO	1008 (99.5)	5 (0.5)		1013	1013
SE	1005 (99.5)	5 (0.5)		1010	1010
SI	1003 (98.3)	17 (1.7)		1020	1020
SK	1033 (99.9)	1 (0.1)		1034	1034
N Sum	26431	143		26574	
N Valid Sum	26431	143			26574

v349 - QB39 FIGHT DATA MISUSE BY COMP: DK

Q.B39

Some companies use people's personal data without them being aware, creating inconvenience ranging from spam to financial loss. What should be the public authorities' main priorities to fight these practises?

(SHOW CARD – READ OUT – ROTATE – MAX. 4 ANSWERS)

Q.B39_14 DK

0 Not mentioned

1 Mentioned

v349 by v7, Absolute Values (Row Percent), weighted by v8

v7	v349	0	1	N Sum	N Valid Sum
AT	992 (98.2)	18 (1.8)		1010	1010
BE	1006 (98.6)	14 (1.4)		1020	1020
BG	948 (94.8)	52 (5.2)		1000	1000
CY	481 (96.0)	20 (4.0)		501	501
CZ	1000 (98.5)	15 (1.5)		1015	1015
DE-E	512 (96.6)	18 (3.4)		530	530
DE-W	944 (95.4)	45 (4.6)		989	989
DK	982 (97.5)	25 (2.5)		1007	1007
EE	934 (93.4)	66 (6.6)		1000	1000
ES	977 (97.1)	29 (2.9)		1006	1006
FI	980 (97.7)	23 (2.3)		1003	1003
FR	944 (94.4)	56 (5.6)		1000	1000
GB-GBN	900 (90.0)	100 (10.0)		1000	1000
GB-NIR	272 (93.5)	19 (6.5)		291	291
GR	977 (97.7)	23 (2.3)		1000	1000
HU	975 (96.2)	39 (3.8)		1014	1014
IE	940 (96.4)	35 (3.6)		975	975
IT	965 (92.9)	74 (7.1)		1039	1039
LT	958 (93.4)	68 (6.6)		1026	1026
LU	468 (93.4)	33 (6.6)		501	501
LV	945 (94.5)	55 (5.5)		1000	1000
MT	466 (93.2)	34 (6.8)		500	500
NL	996 (97.3)	28 (2.7)		1024	1024
PL	900 (90.0)	100 (10.0)		1000	1000
PT	982 (93.9)	64 (6.1)		1046	1046
RO	945 (93.3)	68 (6.7)		1013	1013
SE	986 (97.6)	24 (2.4)		1010	1010
SI	1013 (99.3)	7 (0.7)		1020	1020
SK	1017 (98.4)	17 (1.6)		1034	1034
N Sum	25405	1169		26574	
N Valid Sum	25405	1169			26574

v350 - QC1 CHEMICAL PRODUCTS: USEFUL

CONSUMER UNDERSTANDING OF LABELS AND ITS EFFECT ON THE SAFE USE OF CHEMICALS

Q.C1

If you think of "chemical products", which of the following words come to mind?
(SHOW CARD – READ OUT – ROTATE – MULTIPLE ANSWERS POSSIBLE)

Q.C1_1 Useful

- 0 Not mentioned
- 1 Mentioned

v350 by v7, Absolute Values (Row Percent), weighted by v8

	v350	0	1	N Sum	N Valid Sum
v7					
AT	654 (64.8)	356 (35.2)	1010	1010	
BE	776 (76.1)	244 (23.9)	1020	1020	
BG	894 (89.4)	106 (10.6)	1000	1000	
CY	398 (79.4)	103 (20.6)	501	501	
CZ	835 (82.3)	180 (17.7)	1015	1015	
DE-E	315 (59.4)	215 (40.6)	530	530	
DE-W	650 (65.7)	339 (34.3)	989	989	
DK	670 (66.5)	337 (33.5)	1007	1007	
EE	851 (85.1)	149 (14.9)	1000	1000	
ES	823 (81.8)	183 (18.2)	1006	1006	
FI	631 (62.9)	372 (37.1)	1003	1003	
FR	837 (83.7)	163 (16.3)	1000	1000	
GB-GBN	799 (79.9)	201 (20.1)	1000	1000	
GB-NIR	232 (79.7)	59 (20.3)	291	291	
GR	901 (90.1)	99 (9.9)	1000	1000	
HU	818 (80.7)	196 (19.3)	1014	1014	
IE	660 (67.7)	315 (32.3)	975	975	
IT	945 (91.0)	94 (9.0)	1039	1039	
LT	913 (89.0)	113 (11.0)	1026	1026	
LU	350 (69.9)	151 (30.1)	501	501	
LV	920 (92.0)	80 (8.0)	1000	1000	
MT	372 (74.4)	128 (25.6)	500	500	
NL	712 (69.5)	312 (30.5)	1024	1024	
PL	753 (75.3)	247 (24.7)	1000	1000	
PT	902 (86.2)	144 (13.8)	1046	1046	
RO	706 (69.7)	307 (30.3)	1013	1013	
SE	605 (59.9)	405 (40.1)	1010	1010	
SI	839 (82.3)	181 (17.7)	1020	1020	
SK	841 (81.3)	193 (18.7)	1034	1034	
N Sum	20602	5972	26574		
N Valid Sum	20602	5972		26574	

v351 - QC1 CHEMICAL PRODUCTS: INNOVATIVE

Q.C1

If you think of "chemical products", which of the following words come to mind?

(SHOW CARD – READ OUT – ROTATE – MULTIPLE ANSWERS POSSIBLE)

Q.C1_2 Innovative

0 Not mentioned

1 Mentioned

v351 by v7, Absolute Values (Row Percent), weighted by v8

v7	v351	0	1	N Sum	N Valid Sum
AT	804 (79.6)	206 (20.4)		1010	1010
BE	902 (88.4)	118 (11.6)		1020	1020
BG	926 (92.6)	74 (7.4)		1000	1000
CY	474 (94.6)	27 (5.4)		501	501
CZ	972 (95.8)	43 (4.2)		1015	1015
DE-E	462 (87.2)	68 (12.8)		530	530
DE-W	829 (83.8)	160 (16.2)		989	989
DK	923 (91.7)	84 (8.3)		1007	1007
EE	875 (87.5)	125 (12.5)		1000	1000
ES	953 (94.7)	53 (5.3)		1006	1006
FI	926 (92.3)	77 (7.7)		1003	1003
FR	950 (95.0)	50 (5.0)		1000	1000
GB-GBN	945 (94.5)	55 (5.5)		1000	1000
GB-NIR	279 (95.9)	12 (4.1)		291	291
GR	957 (95.7)	43 (4.3)		1000	1000
HU	957 (94.4)	57 (5.6)		1014	1014
IE	921 (94.5)	54 (5.5)		975	975
IT	946 (91.0)	93 (9.0)		1039	1039
LT	961 (93.7)	65 (6.3)		1026	1026
LU	453 (90.4)	48 (9.6)		501	501
LV	975 (97.5)	25 (2.5)		1000	1000
MT	464 (92.8)	36 (7.2)		500	500
NL	779 (76.1)	245 (23.9)		1024	1024
PL	930 (93.0)	70 (7.0)		1000	1000
PT	1002 (95.8)	44 (4.2)		1046	1046
RO	964 (95.2)	49 (4.8)		1013	1013
SE	906 (89.7)	104 (10.3)		1010	1010
SI	965 (94.6)	55 (5.4)		1020	1020
SK	971 (93.9)	63 (6.1)		1034	1034
N Sum	24371	2203		26574	
N Valid Sum	24371	2203			26574

v352 - QC1 CHEMICAL PRODUCTS: EFFECTIVE

Q.C1

If you think of "chemical products", which of the following words come to mind?

(SHOW CARD – READ OUT – ROTATE – MULTIPLE ANSWERS POSSIBLE)

Q.C1_3 Effective

0 Not mentioned

1 Mentioned

v352 by v7, Absolute Values (Row Percent), weighted by v8

	v352	0	1	N Sum	N Valid Sum
v7					
AT	690 (68.3)	320 (31.7)	1010	1010	
BE	865 (84.8)	155 (15.2)	1020	1020	
BG	860 (86.0)	140 (14.0)	1000	1000	
CY	417 (83.2)	84 (16.8)	501	501	
CZ	746 (73.5)	269 (26.5)	1015	1015	
DE-E	411 (77.5)	119 (22.5)	530	530	
DE-W	795 (80.4)	194 (19.6)	989	989	
DK	651 (64.6)	356 (35.4)	1007	1007	
EE	775 (77.5)	225 (22.5)	1000	1000	
ES	871 (86.6)	135 (13.4)	1006	1006	
FI	713 (71.1)	290 (28.9)	1003	1003	
FR	900 (90.0)	100 (10.0)	1000	1000	
GB-GBN	853 (85.3)	147 (14.7)	1000	1000	
GB-NIR	257 (88.3)	34 (11.7)	291	291	
GR	903 (90.3)	97 (9.7)	1000	1000	
HU	774 (76.3)	240 (23.7)	1014	1014	
IE	753 (77.2)	222 (22.8)	975	975	
IT	915 (88.1)	124 (11.9)	1039	1039	
LT	921 (89.8)	105 (10.2)	1026	1026	
LU	417 (83.2)	84 (16.8)	501	501	
LV	915 (91.5)	85 (8.5)	1000	1000	
MT	372 (74.4)	128 (25.6)	500	500	
NL	820 (80.1)	204 (19.9)	1024	1024	
PL	773 (77.3)	227 (22.7)	1000	1000	
PT	951 (90.9)	95 (9.1)	1046	1046	
RO	849 (83.8)	164 (16.2)	1013	1013	
SE	644 (63.8)	366 (36.2)	1010	1010	
SI	870 (85.3)	150 (14.7)	1020	1020	
SK	827 (80.0)	207 (20.0)	1034	1034	
N Sum	21508	5066	26574		
N Valid Sum	21508	5066		26574	

v353 - QC1 CHEMICAL PRODUCTS: MODERN

Q.C1

If you think of "chemical products", which of the following words come to mind?

(SHOW CARD – READ OUT – ROTATE – MULTIPLE ANSWERS POSSIBLE)

Q.C1_4 Modern

0 Not mentioned

1 Mentioned

v353 by v7, Absolute Values (Row Percent), weighted by v8

	v353	0	1	N Sum	N Valid Sum
v7					
AT	762 (75.4)	248 (24.6)	1010	1010	
BE	883 (86.6)	137 (13.4)	1020	1020	
BG	870 (87.0)	130 (13.0)	1000	1000	
CY	467 (93.2)	34 (6.8)	501	501	
CZ	864 (85.1)	151 (14.9)	1015	1015	
DE-E	415 (78.3)	115 (21.7)	530	530	
DE-W	805 (81.4)	184 (18.6)	989	989	
DK	905 (89.9)	102 (10.1)	1007	1007	
EE	805 (80.5)	195 (19.5)	1000	1000	
ES	922 (91.7)	84 (8.3)	1006	1006	
FI	776 (77.4)	227 (22.6)	1003	1003	
FR	923 (92.3)	77 (7.7)	1000	1000	
GB-GBN	929 (92.9)	71 (7.1)	1000	1000	
GB-NIR	271 (93.1)	20 (6.9)	291	291	
GR	898 (89.8)	102 (10.2)	1000	1000	
HU	899 (88.7)	115 (11.3)	1014	1014	
IE	849 (87.1)	126 (12.9)	975	975	
IT	939 (90.4)	100 (9.6)	1039	1039	
LT	921 (89.8)	105 (10.2)	1026	1026	
LU	438 (87.4)	63 (12.6)	501	501	
LV	925 (92.5)	75 (7.5)	1000	1000	
MT	453 (90.6)	47 (9.4)	500	500	
NL	851 (83.1)	173 (16.9)	1024	1024	
PL	873 (87.3)	127 (12.7)	1000	1000	
PT	979 (93.6)	67 (6.4)	1046	1046	
RO	894 (88.3)	119 (11.7)	1013	1013	
SE	863 (85.4)	147 (14.6)	1010	1010	
SI	928 (90.9)	93 (9.1)	1021	1021	
SK	875 (84.6)	159 (15.4)	1034	1034	
N Sum	23182	3393	26575		
N Valid Sum	23182	3393		26575	

v354 - QC1 CHEMICAL PRODUCTS: NATURAL

Q.C1

If you think of "chemical products", which of the following words come to mind?

(SHOW CARD – READ OUT – ROTATE – MULTIPLE ANSWERS POSSIBLE)

Q.C1_5 Natural

0 Not mentioned

1 Mentioned

v354 by v7, Absolute Values (Row Percent), weighted by v8

v7	v354	0	1	N Sum	N Valid Sum
AT	970 (96.0)	40 (4.0)		1010	1010
BE	959 (94.0)	61 (6.0)		1020	1020
BG	997 (99.7)	3 (0.3)		1000	1000
CY	469 (93.6)	32 (6.4)		501	501
CZ	989 (97.4)	26 (2.6)		1015	1015
DE-E	508 (95.8)	22 (4.2)		530	530
DE-W	957 (96.8)	32 (3.2)		989	989
DK	955 (94.8)	52 (5.2)		1007	1007
EE	845 (84.5)	155 (15.5)		1000	1000
ES	992 (98.6)	14 (1.4)		1006	1006
FI	935 (93.2)	68 (6.8)		1003	1003
FR	987 (98.7)	13 (1.3)		1000	1000
GB-GBN	938 (93.8)	62 (6.2)		1000	1000
GB-NIR	276 (94.8)	15 (5.2)		291	291
GR	993 (99.3)	7 (0.7)		1000	1000
HU	951 (93.8)	63 (6.2)		1014	1014
IE	955 (97.9)	20 (2.1)		975	975
IT	1002 (96.4)	37 (3.6)		1039	1039
LT	1013 (98.7)	13 (1.3)		1026	1026
LU	470 (93.8)	31 (6.2)		501	501
LV	966 (96.6)	34 (3.4)		1000	1000
MT	459 (91.8)	41 (8.2)		500	500
NL	981 (95.8)	43 (4.2)		1024	1024
PL	962 (96.2)	38 (3.8)		1000	1000
PT	1021 (97.6)	25 (2.4)		1046	1046
RO	972 (96.0)	41 (4.0)		1013	1013
SE	927 (91.8)	83 (8.2)		1010	1010
SI	971 (95.2)	49 (4.8)		1020	1020
SK	1002 (96.9)	32 (3.1)		1034	1034
N Sum	25422	1152		26574	
N Valid Sum	25422	1152			26574

v355 - QC1 CHEMICAL PRODUCTS: UNHEALTHY

Q.C1

If you think of "chemical products", which of the following words come to mind?

(SHOW CARD – READ OUT – ROTATE – MULTIPLE ANSWERS POSSIBLE)

Q.C1_6 Unhealthy

0 Not mentioned

1 Mentioned

v355 by v7, Absolute Values (Row Percent), weighted by v8

	v355	0	1	N Sum	N Valid Sum
v7					
AT	394 (39.0)	616 (61.0)	1010	1010	
BE	452 (44.3)	568 (55.7)	1020	1020	
BG	555 (55.5)	445 (44.5)	1000	1000	
CY	138 (27.5)	363 (72.5)	501	501	
CZ	505 (49.8)	510 (50.2)	1015	1015	
DE-E	204 (38.5)	326 (61.5)	530	530	
DE-W	380 (38.4)	609 (61.6)	989	989	
DK	304 (30.2)	703 (69.8)	1007	1007	
EE	268 (26.8)	732 (73.2)	1000	1000	
ES	625 (62.1)	381 (37.9)	1006	1006	
FI	460 (45.9)	543 (54.1)	1003	1003	
FR	270 (27.0)	730 (73.0)	1000	1000	
GB-GBN	675 (67.5)	325 (32.5)	1000	1000	
GB-NIR	171 (58.8)	120 (41.2)	291	291	
GR	297 (29.7)	703 (70.3)	1000	1000	
HU	437 (43.1)	577 (56.9)	1014	1014	
IE	575 (59.0)	400 (41.0)	975	975	
IT	618 (59.5)	421 (40.5)	1039	1039	
LT	453 (44.2)	573 (55.8)	1026	1026	
LU	123 (24.6)	378 (75.4)	501	501	
LV	440 (44.0)	560 (56.0)	1000	1000	
MT	187 (37.4)	313 (62.6)	500	500	
NL	403 (39.4)	621 (60.6)	1024	1024	
PL	551 (55.1)	449 (44.9)	1000	1000	
PT	563 (53.8)	483 (46.2)	1046	1046	
RO	570 (56.3)	443 (43.7)	1013	1013	
SE	248 (24.6)	762 (75.4)	1010	1010	
SI	429 (42.1)	591 (57.9)	1020	1020	
SK	474 (45.8)	560 (54.2)	1034	1034	
N Sum	11769	14805	26574		
N Valid Sum	11769	14805		26574	

v356 - QC1 CHEMICAL PRODUCTS: INDUSTRIAL

Q.C1

If you think of "chemical products", which of the following words come to mind?

(SHOW CARD – READ OUT – ROTATE – MULTIPLE ANSWERS POSSIBLE)

Q.C1_7 Industrial

0 Not mentioned

1 Mentioned

v356 by v7, Absolute Values (Row Percent), weighted by v8

	v356	0	1	N Sum	N Valid Sum
v7					
AT	388 (38.4)	622 (61.6)	1010	1010	
BE	524 (51.4)	496 (48.6)	1020	1020	
BG	645 (64.5)	355 (35.5)	1000	1000	
CY	343 (68.5)	158 (31.5)	501	501	
CZ	579 (57.0)	436 (43.0)	1015	1015	
DE-E	233 (44.0)	297 (56.0)	530	530	
DE-W	430 (43.5)	559 (56.5)	989	989	
DK	520 (51.6)	487 (48.4)	1007	1007	
EE	526 (52.6)	474 (47.4)	1000	1000	
ES	652 (64.8)	354 (35.2)	1006	1006	
FI	477 (47.6)	526 (52.4)	1003	1003	
FR	567 (56.7)	433 (43.3)	1000	1000	
GB-GBN	538 (53.8)	462 (46.2)	1000	1000	
GB-NIR	171 (58.8)	120 (41.2)	291	291	
GR	588 (58.8)	412 (41.2)	1000	1000	
HU	664 (65.5)	350 (34.5)	1014	1014	
IE	662 (67.9)	313 (32.1)	975	975	
IT	643 (61.9)	396 (38.1)	1039	1039	
LT	792 (77.2)	234 (22.8)	1026	1026	
LU	265 (52.9)	236 (47.1)	501	501	
LV	720 (72.0)	280 (28.0)	1000	1000	
MT	400 (80.0)	100 (20.0)	500	500	
NL	389 (38.0)	635 (62.0)	1024	1024	
PL	704 (70.4)	296 (29.6)	1000	1000	
PT	854 (81.6)	192 (18.4)	1046	1046	
RO	710 (70.1)	303 (29.9)	1013	1013	
SE	436 (43.2)	574 (56.8)	1010	1010	
SI	556 (54.5)	464 (45.5)	1020	1020	
SK	543 (52.5)	491 (47.5)	1034	1034	
N Sum	15519	11055	26574		
N Valid Sum	15519	11055		26574	

v357 - QC1 CHEMICAL PRODUCTS: ARTIFICIAL

Q.C1

If you think of "chemical products", which of the following words come to mind?

(SHOW CARD – READ OUT – ROTATE – MULTIPLE ANSWERS POSSIBLE)

Q.C1_8 Artificial

0 Not mentioned

1 Mentioned

v357 by v7, Absolute Values (Row Percent), weighted by v8

v7	v357	0	1	N Sum	N Valid Sum
AT	437 (43.3)	573 (56.7)	1010	1010	
BE	666 (65.3)	354 (34.7)	1020	1020	
BG	474 (47.4)	526 (52.6)	1000	1000	
CY	358 (71.5)	143 (28.5)	501	501	
CZ	670 (66.0)	345 (34.0)	1015	1015	
DE-E	218 (41.1)	312 (58.9)	530	530	
DE-W	493 (49.8)	496 (50.2)	989	989	
DK	504 (50.0)	503 (50.0)	1007	1007	
EE	529 (52.9)	471 (47.1)	1000	1000	
ES	725 (72.1)	281 (27.9)	1006	1006	
FI	576 (57.4)	427 (42.6)	1003	1003	
FR	801 (80.1)	199 (19.9)	1000	1000	
GB-GBN	745 (74.5)	255 (25.5)	1000	1000	
GB-NIR	214 (73.5)	77 (26.5)	291	291	
GR	695 (69.5)	305 (30.5)	1000	1000	
HU	635 (62.6)	379 (37.4)	1014	1014	
IE	753 (77.2)	222 (22.8)	975	975	
IT	696 (67.0)	343 (33.0)	1039	1039	
LT	641 (62.5)	385 (37.5)	1026	1026	
LU	331 (66.1)	170 (33.9)	501	501	
LV	622 (62.2)	378 (37.8)	1000	1000	
MT	376 (75.2)	124 (24.8)	500	500	
NL	499 (48.7)	525 (51.3)	1024	1024	
PL	587 (58.7)	413 (41.3)	1000	1000	
PT	925 (88.4)	121 (11.6)	1046	1046	
RO	782 (77.2)	231 (22.8)	1013	1013	
SE	592 (58.6)	418 (41.4)	1010	1010	
SI	521 (51.1)	499 (48.9)	1020	1020	
SK	603 (58.3)	431 (41.7)	1034	1034	
N Sum	16668	9906	26574		
N Valid Sum	16668	9906		26574	

v358 - QC1 CHEMICAL PRODUCTS: HARMFUL TO ENVIRONMENT

Q.C1

If you think of "chemical products", which of the following words come to mind?

(SHOW CARD – READ OUT – ROTATE – MULTIPLE ANSWERS POSSIBLE)

Q.C1_9 Harmful to the environment

0 Not mentioned

1 Mentioned

v358 by v7, Absolute Values (Row Percent), weighted by v8

	v358	0	1	N Sum	N Valid Sum
v7					
AT	258 (25.5)	752 (74.5)	1010	1010	
BE	288 (28.2)	732 (71.8)	1020	1020	
BG	262 (26.2)	738 (73.8)	1000	1000	
CY	63 (12.6)	438 (87.4)	501	501	
CZ	354 (34.9)	661 (65.1)	1015	1015	
DE-E	152 (28.7)	378 (71.3)	530	530	
DE-W	271 (27.4)	718 (72.6)	989	989	
DK	97 (9.6)	910 (90.4)	1007	1007	
EE	224 (22.4)	776 (77.6)	1000	1000	
ES	517 (51.4)	489 (48.6)	1006	1006	
FI	376 (37.5)	627 (62.5)	1003	1003	
FR	266 (26.6)	734 (73.4)	1000	1000	
GB-GBN	478 (47.8)	522 (52.2)	1000	1000	
GB-NIR	112 (38.5)	179 (61.5)	291	291	
GR	339 (33.9)	661 (66.1)	1000	1000	
HU	361 (35.6)	653 (64.4)	1014	1014	
IE	404 (41.4)	571 (58.6)	975	975	
IT	405 (39.0)	634 (61.0)	1039	1039	
LT	363 (35.4)	663 (64.6)	1026	1026	
LU	163 (32.5)	338 (67.5)	501	501	
LV	417 (41.7)	583 (58.3)	1000	1000	
MT	185 (37.0)	315 (63.0)	500	500	
NL	262 (25.6)	762 (74.4)	1024	1024	
PL	422 (42.2)	578 (57.8)	1000	1000	
PT	686 (65.6)	360 (34.4)	1046	1046	
RO	542 (53.5)	471 (46.5)	1013	1013	
SE	161 (15.9)	849 (84.1)	1010	1010	
SI	226 (22.2)	794 (77.8)	1020	1020	
SK	311 (30.1)	723 (69.9)	1034	1034	
N Sum	8965	17609	26574		
N Valid Sum	8965	17609		26574	

v359 - QC1 CHEMICAL PRODUCTS: DANGEROUS

Q.C1

If you think of "chemical products", which of the following words come to mind?

(SHOW CARD – READ OUT – ROTATE – MULTIPLE ANSWERS POSSIBLE)

Q.C1_10 Dangerous

0 Not mentioned

1 Mentioned

v359 by v7, Absolute Values (Row Percent), weighted by v8

	v359	0	1	N Sum	N Valid Sum
v7					
AT	278 (27.5)	732 (72.5)	1010	1010	
BE	249 (24.4)	771 (75.6)	1020	1020	
BG	323 (32.3)	677 (67.7)	1000	1000	
CY	74 (14.8)	427 (85.2)	501	501	
CZ	392 (38.6)	623 (61.4)	1015	1015	
DE-E	147 (27.7)	383 (72.3)	530	530	
DE-W	296 (29.9)	693 (70.1)	989	989	
DK	215 (21.4)	792 (78.6)	1007	1007	
EE	276 (27.6)	724 (72.4)	1000	1000	
ES	267 (26.5)	739 (73.5)	1006	1006	
FI	467 (46.6)	536 (53.4)	1003	1003	
FR	193 (19.3)	807 (80.7)	1000	1000	
GB-GBN	337 (33.7)	663 (66.3)	1000	1000	
GB-NIR	87 (29.9)	204 (70.1)	291	291	
GR	190 (19.0)	810 (81.0)	1000	1000	
HU	258 (25.4)	756 (74.6)	1014	1014	
IE	381 (39.1)	594 (60.9)	975	975	
IT	344 (33.1)	695 (66.9)	1039	1039	
LT	298 (29.0)	728 (71.0)	1026	1026	
LU	168 (33.5)	333 (66.5)	501	501	
LV	410 (41.0)	590 (59.0)	1000	1000	
MT	230 (46.0)	270 (54.0)	500	500	
NL	356 (34.8)	668 (65.2)	1024	1024	
PL	496 (49.6)	504 (50.4)	1000	1000	
PT	322 (30.8)	724 (69.2)	1046	1046	
RO	436 (43.0)	577 (57.0)	1013	1013	
SE	336 (33.3)	674 (66.7)	1010	1010	
SI	384 (37.6)	636 (62.4)	1020	1020	
SK	352 (34.0)	682 (66.0)	1034	1034	
N Sum	8562	18012	26574		
N Valid Sum	8562	18012		26574	

v360 - QC1 CHEMICAL PRODUCTS: OTHER

Q.C1

If you think of "chemical products", which of the following words come to mind?

(SHOW CARD – READ OUT – ROTATE – MULTIPLE ANSWERS POSSIBLE)

Q.C1_11 Other (SPONTANEOUS)

0 Not mentioned

1 Mentioned

v360 by v7, Absolute Values (Row Percent), weighted by v8

	v360	0	1	N Sum	N Valid Sum
v7					
AT	989 (97.9)	21 (2.1)		1010	1010
BE	1012 (99.2)	8 (0.8)		1020	1020
BG	998 (99.8)	2 (0.2)		1000	1000
CY	481 (96.0)	20 (4.0)		501	501
CZ	1013 (99.8)	2 (0.2)		1015	1015
DE-E	530 (100.0)			530	530
DE-W	987 (99.8)	2 (0.2)		989	989
DK	1007 (100.0)			1007	1007
EE	997 (99.7)	3 (0.3)		1000	1000
ES	998 (99.2)	8 (0.8)		1006	1006
FI	991 (98.8)	12 (1.2)		1003	1003
FR	995 (99.5)	5 (0.5)		1000	1000
GB-GBN	985 (98.5)	15 (1.5)		1000	1000
GB-NIR	289 (99.3)	2 (0.7)		291	291
GR	995 (99.5)	5 (0.5)		1000	1000
HU	1004 (99.0)	10 (1.0)		1014	1014
IE	949 (97.3)	26 (2.7)		975	975
IT	1027 (98.8)	12 (1.2)		1039	1039
LT	1010 (98.4)	16 (1.6)		1026	1026
LU	488 (97.4)	13 (2.6)		501	501
LV	986 (98.6)	14 (1.4)		1000	1000
MT	500 (100.0)	0 (0.0)		500	500
NL	1010 (98.6)	14 (1.4)		1024	1024
PL	990 (99.0)	10 (1.0)		1000	1000
PT	1022 (97.7)	24 (2.3)		1046	1046
RO	1007 (99.4)	6 (0.6)		1013	1013
SE	1000 (99.0)	10 (1.0)		1010	1010
SI	1009 (98.9)	11 (1.1)		1020	1020
SK	1030 (99.6)	4 (0.4)		1034	1034
N Sum	26299	275		26574	
N Valid Sum	26299	275			26574

v361 - QC1 CHEMICAL PRODUCTS: NONE

Q.C1

If you think of "chemical products", which of the following words come to mind?

(SHOW CARD – READ OUT – ROTATE – MULTIPLE ANSWERS POSSIBLE)

Q.C1_12 None (SPONTANEOUS)

0 Not mentioned

1 Mentioned

v361 by v7, Absolute Values (Row Percent), weighted by v8

	v361	0	1	N Sum	N Valid Sum
v7					
AT	1002 (99.2)	8 (0.8)		1010	1010
BE	1020 (100.0)			1020	1020
BG	1000 (100.0)			1000	1000
CY	500 (99.8)	1 (0.2)		501	501
CZ	1010 (99.5)	5 (0.5)		1015	1015
DE-E	529 (99.8)	1 (0.2)		530	530
DE-W	982 (99.3)	7 (0.7)		989	989
DK	1006 (99.9)	1 (0.1)		1007	1007
EE	999 (99.9)	1 (0.1)		1000	1000
ES	1005 (99.9)	1 (0.1)		1006	1006
FI	1002 (99.9)	1 (0.1)		1003	1003
FR	997 (99.7)	3 (0.3)		1000	1000
GB-GBN	986 (98.6)	14 (1.4)		1000	1000
GB-NIR	288 (99.0)	3 (1.0)		291	291
GR	1000 (100.0)			1000	1000
HU	1007 (99.3)	7 (0.7)		1014	1014
IE	975 (100.0)			975	975
IT	1019 (98.1)	20 (1.9)		1039	1039
LT	1019 (99.3)	7 (0.7)		1026	1026
LU	497 (99.2)	4 (0.8)		501	501
LV	990 (99.0)	10 (1.0)		1000	1000
MT	500 (100.0)			500	500
NL	1021 (99.7)	3 (0.3)		1024	1024
PL	991 (99.1)	9 (0.9)		1000	1000
PT	1021 (97.6)	25 (2.4)		1046	1046
RO	1006 (99.3)	7 (0.7)		1013	1013
SE	1007 (99.7)	3 (0.3)		1010	1010
SI	1019 (99.9)	1 (0.1)		1020	1020
SK	1032 (99.8)	2 (0.2)		1034	1034
N Sum	26430	144		26574	
N Valid Sum	26430	144			26574

v362 - QC1 CHEMICAL PRODUCTS: DK

Q.C1

If you think of "chemical products", which of the following words come to mind?

(SHOW CARD – READ OUT – ROTATE – MULTIPLE ANSWERS POSSIBLE)

Q.C1_13 DK

0 Not mentioned

1 Mentioned

v362 by v7, Absolute Values (Row Percent), weighted by v8

	v362	0	1	N Sum	N Valid Sum
v7					
AT	1003 (99.3)	7 (0.7)		1010	1010
BE	1018 (99.8)	2 (0.2)		1020	1020
BG	978 (97.8)	22 (2.2)		1000	1000
CY	501 (100.0)			501	501
CZ	1013 (99.8)	2 (0.2)		1015	1015
DE-E	529 (99.8)	1 (0.2)		530	530
DE-W	977 (98.8)	12 (1.2)		989	989
DK	1003 (99.6)	4 (0.4)		1007	1007
EE	994 (99.4)	6 (0.6)		1000	1000
ES	995 (98.9)	11 (1.1)		1006	1006
FI	1001 (99.8)	2 (0.2)		1003	1003
FR	995 (99.5)	5 (0.5)		1000	1000
GB-GBN	978 (97.8)	22 (2.2)		1000	1000
GB-NIR	290 (99.7)	1 (0.3)		291	291
GR	1000 (100.0)			1000	1000
HU	1007 (99.3)	7 (0.7)		1014	1014
IE	963 (98.8)	12 (1.2)		975	975
IT	1021 (98.3)	18 (1.7)		1039	1039
LT	1013 (98.7)	13 (1.3)		1026	1026
LU	499 (99.6)	2 (0.4)		501	501
LV	992 (99.2)	8 (0.8)		1000	1000
MT	482 (96.4)	18 (3.6)		500	500
NL	1018 (99.4)	6 (0.6)		1024	1024
PL	979 (97.9)	21 (2.1)		1000	1000
PT	1027 (98.2)	19 (1.8)		1046	1046
RO	988 (97.5)	25 (2.5)		1013	1013
SE	1008 (99.8)	2 (0.2)		1010	1010
SI	1018 (99.8)	2 (0.2)		1020	1020
SK	1032 (99.8)	2 (0.2)		1034	1034
N Sum	26322	252		26574	
N Valid Sum	26322	252			26574

v363 - QC2 CHEMICAL PRODUCTS AT WORK - EVER USED

Q.C2

ASK Q.C2 IF "CURRENTLY WORK", CODE 5 TO 18 IN D.15A OR "WORKED IN THE PAST", CODE 5 TO 18 IN D.15B –
OTHERS GO TO Q.C3

Personally, do you use or have you ever used chemical products at work?

- 1 Yes
- 2 No
- 3 DK
- 9 Inap. No/Never paid job (not coded 5 to 18 in V94 or not coded 1 to 14 in V96)

Note:

Please notice that the coding for D.15B in variable V96 differs from the original questionnaire codes which are referenced in the interviewer instruction (question routing) for Q.C2. Codes for D.15B in variable V96 are shifted in accordance with a routine in former Eurobarometer surveys.

v363 by v7, Absolute Values (Row Percent), weighted by v8

v7	v363	1	2	3	9	N Sum	N Valid Sum
				M	M		
AT	666 (72.7)	250 (27.3)	31	63	1010	916	
BE	437 (52.5)	395 (47.5)	15	173	1020	832	
BG	579 (67.7)	276 (32.3)	53	92	1000	855	
CY	170 (43.7)	219 (56.3)	6	106	501	389	
CZ	650 (70.5)	272 (29.5)	9	83	1014	922	
DE-E	359 (76.4)	111 (23.6)	14	46	530	470	
DE-W	604 (71.4)	242 (28.6)	41	102	989	846	
DK	566 (58.5)	402 (41.5)	5	34	1007	968	
EE	657 (70.7)	272 (29.3)	4	66	999	929	
ES	393 (45.4)	472 (54.6)	5	136	1006	865	
FI	529 (55.7)	421 (44.3)	3	50	1003	950	
FR	423 (48.2)	455 (51.8)	12	110	1000	878	
GB-GBN	431 (46.3)	499 (53.7)	4	66	1000	930	
GB-NIR	136 (50.6)	133 (49.4)		22	291	269	
GR	333 (43.4)	434 (56.6)	9	225	1001	767	
HU	441 (48.0)	477 (52.0)	9	87	1014	918	
IE	380 (48.5)	404 (51.5)	80	111	975	784	
IT	206 (26.3)	576 (73.7)	25	232	1039	782	
LT	652 (71.9)	255 (28.1)	4	115	1026	907	
LU	227 (53.9)	194 (46.1)	5	75	501	421	
LV	643 (72.5)	244 (27.5)	25	87	999	887	
MT	159 (39.3)	246 (60.7)	18	77	500	405	
NL	569 (62.0)	349 (38.0)	13	93	1024	918	
PL	514 (60.7)	333 (39.3)	13	139	999	847	
PT	470 (50.1)	469 (49.9)	6	101	1046	939	
RO	317 (46.8)	361 (53.2)	193	143	1014	678	
SE	659 (72.2)	254 (27.8)	6	91	1010	913	
SI	640 (73.0)	237 (27.0)	6	136	1019	877	
SK	600 (66.4)	304 (33.6)	12	118	1034	904	
N Sum	13410	9556	626	2979	26571		
N Valid Sum	13410	9556				22966	

v364 - QC3 CHEMICAL PRODUCTS: DIY/BUILDING

Q.C3

ASK ALL

And still thinking of "chemical products", which of the following products come to mind?

(SHOW CARD – READ OUT – ROTATE – MULTIPLE ANSWERS POSSIBLE)

Q.C3_1 DIY (Do It Yourself) products and building materials (e.g. paints, varnish)

0 Not mentioned

1 Mentioned

v364 by v7, Absolute Values (Row Percent), weighted by v8

	v364	0	1	N Sum	N Valid Sum
v7					
AT	343 (34.0)	667 (66.0)	1010	1010	
BE	486 (47.6)	534 (52.4)	1020	1020	
BG	352 (35.2)	648 (64.8)	1000	1000	
CY	191 (38.1)	310 (61.9)	501	501	
CZ	529 (52.1)	486 (47.9)	1015	1015	
DE-E	146 (27.5)	384 (72.5)	530	530	
DE-W	254 (25.7)	735 (74.3)	989	989	
DK	292 (29.0)	715 (71.0)	1007	1007	
EE	220 (22.0)	780 (78.0)	1000	1000	
ES	420 (41.7)	586 (58.3)	1006	1006	
FI	311 (31.0)	692 (69.0)	1003	1003	
FR	447 (44.7)	553 (55.3)	1000	1000	
GB-GBN	428 (42.8)	572 (57.2)	1000	1000	
GB-NIR	150 (51.5)	141 (48.5)	291	291	
GR	401 (40.1)	599 (59.9)	1000	1000	
HU	504 (49.7)	510 (50.3)	1014	1014	
IE	464 (47.6)	511 (52.4)	975	975	
IT	562 (54.1)	477 (45.9)	1039	1039	
LT	364 (35.5)	662 (64.5)	1026	1026	
LU	196 (39.1)	305 (60.9)	501	501	
LV	305 (30.5)	695 (69.5)	1000	1000	
MT	268 (53.6)	232 (46.4)	500	500	
NL	327 (31.9)	697 (68.1)	1024	1024	
PL	421 (42.1)	579 (57.9)	1000	1000	
PT	657 (62.8)	389 (37.2)	1046	1046	
RO	465 (45.9)	548 (54.1)	1013	1013	
SE	377 (37.3)	633 (62.7)	1010	1010	
SI	342 (33.5)	678 (66.5)	1020	1020	
SK	468 (45.3)	566 (54.7)	1034	1034	
N Sum	10690	15884	26574		
N Valid Sum	10690	15884		26574	

v365 - QC3 CHEMICAL PRODUCTS: EVERY DAY DETERGENTS

Q.C3

ASK ALL

And still thinking of "chemical products", which of the following products come to mind?

(SHOW CARD – READ OUT – ROTATE – MULTIPLE ANSWERS POSSIBLE)

Q.C3_2 Every day detergents (e.g. washing powder, dish washing detergents)

0 Not mentioned

1 Mentioned

v365 by v7, Absolute Values (Row Percent), weighted by v8

	v365	0	1	N Sum	N Valid Sum
v7					
AT	344 (34.1)	666 (65.9)	1010	1010	
BE	388 (38.0)	632 (62.0)	1020	1020	
BG	298 (29.8)	702 (70.2)	1000	1000	
CY	151 (30.1)	350 (69.9)	501	501	
CZ	357 (35.2)	658 (64.8)	1015	1015	
DE-E	80 (15.1)	450 (84.9)	530	530	
DE-W	248 (25.1)	741 (74.9)	989	989	
DK	315 (31.3)	692 (68.7)	1007	1007	
EE	64 (6.4)	936 (93.6)	1000	1000	
ES	374 (37.2)	632 (62.8)	1006	1006	
FI	217 (21.6)	786 (78.4)	1003	1003	
FR	244 (24.4)	756 (75.6)	1000	1000	
GB-GBN	313 (31.3)	687 (68.7)	1000	1000	
GB-NIR	110 (37.8)	181 (62.2)	291	291	
GR	347 (34.7)	653 (65.3)	1000	1000	
HU	268 (26.4)	746 (73.6)	1014	1014	
IE	500 (51.3)	475 (48.7)	975	975	
IT	443 (42.6)	596 (57.4)	1039	1039	
LT	215 (21.0)	811 (79.0)	1026	1026	
LU	127 (25.3)	374 (74.7)	501	501	
LV	138 (13.8)	862 (86.2)	1000	1000	
MT	184 (36.8)	316 (63.2)	500	500	
NL	283 (27.6)	741 (72.4)	1024	1024	
PL	196 (19.6)	804 (80.4)	1000	1000	
PT	583 (55.7)	463 (44.3)	1046	1046	
RO	326 (32.2)	687 (67.8)	1013	1013	
SE	158 (15.6)	852 (84.4)	1010	1010	
SI	244 (23.9)	776 (76.1)	1020	1020	
SK	366 (35.4)	668 (64.6)	1034	1034	
N Sum	7881	18693	26574		
N Valid Sum	7881	18693		26574	

v366 - QC3 CHEMICAL PRODUCTS: OTHER CLEANING PRODUCTS

Q.C3

ASK ALL

And still thinking of "chemical products", which of the following products come to mind?

(SHOW CARD – READ OUT – ROTATE – MULTIPLE ANSWERS POSSIBLE)

Q.C3_3 Other cleaning products (e.g. drain cleaners, oven cleaners)

0 Not mentioned

1 Mentioned

v366 by v7, Absolute Values (Row Percent), weighted by v8

	v366	0	1	N Sum	N Valid Sum
v7					
AT	292 (28.9)	718 (71.1)	1010	1010	
BE	242 (23.7)	778 (76.3)	1020	1020	
BG	228 (22.8)	772 (77.2)	1000	1000	
CY	163 (32.5)	338 (67.5)	501	501	
CZ	342 (33.7)	673 (66.3)	1015	1015	
DE-E	121 (22.8)	409 (77.2)	530	530	
DE-W	226 (22.9)	763 (77.1)	989	989	
DK	133 (13.2)	874 (86.8)	1007	1007	
EE	171 (17.1)	829 (82.9)	1000	1000	
ES	271 (26.9)	735 (73.1)	1006	1006	
FI	166 (16.6)	837 (83.4)	1003	1003	
FR	239 (23.9)	761 (76.1)	1000	1000	
GB-GBN	253 (25.3)	747 (74.7)	1000	1000	
GB-NIR	72 (24.7)	219 (75.3)	291	291	
GR	344 (34.4)	656 (65.6)	1000	1000	
HU	266 (26.2)	748 (73.8)	1014	1014	
IE	356 (36.5)	619 (63.5)	975	975	
IT	427 (41.1)	612 (58.9)	1039	1039	
LT	269 (26.2)	757 (73.8)	1026	1026	
LU	108 (21.6)	393 (78.4)	501	501	
LV	298 (29.8)	702 (70.2)	1000	1000	
MT	219 (43.8)	281 (56.2)	500	500	
NL	186 (18.2)	838 (81.8)	1024	1024	
PL	332 (33.2)	668 (66.8)	1000	1000	
PT	532 (50.9)	514 (49.1)	1046	1046	
RO	503 (49.7)	510 (50.3)	1013	1013	
SE	209 (20.7)	801 (79.3)	1010	1010	
SI	251 (24.6)	769 (75.4)	1020	1020	
SK	437 (42.3)	597 (57.7)	1034	1034	
N Sum	7656	18918	26574		
N Valid Sum	7656	18918		26574	

v367 - QC3 CHEMICAL PRODUCTS: CAR/VEHICLE CARE

Q.C3

ASK ALL

And still thinking of "chemical products", which of the following products come to mind?

(SHOW CARD – READ OUT – ROTATE – MULTIPLE ANSWERS POSSIBLE)

Q.C3_4 Car / Vehicle care products (e.g. car wax, lubricating oils, wheel cleaners)

0 Not mentioned

1 Mentioned

v367 by v7, Absolute Values (Row Percent), weighted by v8

	v367	0	1	N Sum	N Valid Sum
v7					
AT	445 (44.1)	565 (55.9)	1010	1010	
BE	580 (56.9)	440 (43.1)	1020	1020	
BG	449 (44.9)	551 (55.1)	1000	1000	
CY	249 (49.7)	252 (50.3)	501	501	
CZ	584 (57.5)	431 (42.5)	1015	1015	
DE-E	196 (37.0)	334 (63.0)	530	530	
DE-W	347 (35.1)	642 (64.9)	989	989	
DK	415 (41.2)	592 (58.8)	1007	1007	
EE	265 (26.5)	735 (73.5)	1000	1000	
ES	460 (45.7)	546 (54.3)	1006	1006	
FI	296 (29.5)	707 (70.5)	1003	1003	
FR	478 (47.8)	522 (52.2)	1000	1000	
GB-GBN	479 (47.9)	521 (52.1)	1000	1000	
GB-NIR	161 (55.3)	130 (44.7)	291	291	
GR	514 (51.4)	486 (48.6)	1000	1000	
HU	605 (59.7)	409 (40.3)	1014	1014	
IE	649 (66.6)	326 (33.4)	975	975	
IT	639 (61.5)	400 (38.5)	1039	1039	
LT	396 (38.6)	630 (61.4)	1026	1026	
LU	245 (48.9)	256 (51.1)	501	501	
LV	353 (35.3)	647 (64.7)	1000	1000	
MT	309 (61.8)	191 (38.2)	500	500	
NL	439 (42.9)	585 (57.1)	1024	1024	
PL	494 (49.4)	506 (50.6)	1000	1000	
PT	758 (72.5)	288 (27.5)	1046	1046	
RO	663 (65.4)	350 (34.6)	1013	1013	
SE	339 (33.6)	671 (66.4)	1010	1010	
SI	430 (42.2)	590 (57.8)	1020	1020	
SK	544 (52.6)	490 (47.4)	1034	1034	
N Sum	12781	13793	26574		
N Valid Sum	12781	13793		26574	

v368 - QC3 CHEMICAL PRODUCTS: GARDENING

Q.C3

ASK ALL

And still thinking of "chemical products", which of the following products come to mind?

(SHOW CARD – READ OUT – ROTATE – MULTIPLE ANSWERS POSSIBLE)

Q.C3_5 Gardening products (e.g. fertilizers, plant conditioners)

0 Not mentioned

1 Mentioned

v368 by v7, Absolute Values (Row Percent), weighted by v8

	v368	0	1	N Sum	N Valid Sum
v7					
AT	451 (44.7)	559 (55.3)	1010	1010	
BE	458 (44.9)	562 (55.1)	1020	1020	
BG	285 (28.5)	715 (71.5)	1000	1000	
CY	153 (30.5)	348 (69.5)	501	501	
CZ	481 (47.4)	534 (52.6)	1015	1015	
DE-E	179 (33.8)	351 (66.2)	530	530	
DE-W	304 (30.7)	685 (69.3)	989	989	
DK	301 (29.9)	706 (70.1)	1007	1007	
EE	268 (26.8)	732 (73.2)	1000	1000	
ES	439 (43.6)	567 (56.4)	1006	1006	
FI	351 (35.0)	652 (65.0)	1003	1003	
FR	389 (38.9)	611 (61.1)	1000	1000	
GB-GBN	375 (37.5)	625 (62.5)	1000	1000	
GB-NIR	115 (39.5)	176 (60.5)	291	291	
GR	358 (35.8)	642 (64.2)	1000	1000	
HU	420 (41.4)	594 (58.6)	1014	1014	
IE	414 (42.5)	561 (57.5)	975	975	
IT	528 (50.8)	511 (49.2)	1039	1039	
LT	388 (37.8)	638 (62.2)	1026	1026	
LU	225 (44.9)	276 (55.1)	501	501	
LV	425 (42.5)	575 (57.5)	1000	1000	
MT	268 (53.6)	232 (46.4)	500	500	
NL	498 (48.6)	526 (51.4)	1024	1024	
PL	395 (39.5)	605 (60.5)	1000	1000	
PT	591 (56.5)	455 (43.5)	1046	1046	
RO	517 (51.0)	496 (49.0)	1013	1013	
SE	418 (41.4)	592 (58.6)	1010	1010	
SI	405 (39.7)	615 (60.3)	1020	1020	
SK	363 (35.1)	671 (64.9)	1034	1034	
N Sum	10762	15812	26574		
N Valid Sum	10762	15812		26574	

v369 - QC3 CHEMICAL PRODUCTS: PESTICIDES/INSECTICIDES

Q.C3

ASK ALL

And still thinking of "chemical products", which of the following products come to mind?

(SHOW CARD – READ OUT – ROTATE – MULTIPLE ANSWERS POSSIBLE)

Q.C3_6 Pesticides and insecticides (e.g. weed killers, vermin and pest control)

0 Not mentioned

1 Mentioned

v369 by v7, Absolute Values (Row Percent), weighted by v8

	v369	0	1	N Sum	N Valid Sum
v7					
AT	318 (31.5)	692 (68.5)	1010	1010	
BE	219 (21.5)	801 (78.5)	1020	1020	
BG	240 (24.0)	760 (76.0)	1000	1000	
CY	41 (8.2)	460 (91.8)	501	501	
CZ	411 (40.5)	604 (59.5)	1015	1015	
DE-E	156 (29.4)	374 (70.6)	530	530	
DE-W	221 (22.3)	768 (77.7)	989	989	
DK	66 (6.6)	941 (93.4)	1007	1007	
EE	269 (26.9)	731 (73.1)	1000	1000	
ES	229 (22.8)	777 (77.2)	1006	1006	
FI	146 (14.6)	857 (85.4)	1003	1003	
FR	156 (15.6)	844 (84.4)	1000	1000	
GB-GBN	259 (25.9)	741 (74.1)	1000	1000	
GB-NIR	67 (23.0)	224 (77.0)	291	291	
GR	95 (9.5)	905 (90.5)	1000	1000	
HU	299 (29.5)	715 (70.5)	1014	1014	
IE	199 (20.4)	776 (79.6)	975	975	
IT	316 (30.4)	723 (69.6)	1039	1039	
LT	304 (29.6)	722 (70.4)	1026	1026	
LU	125 (25.0)	376 (75.0)	501	501	
LV	352 (35.2)	648 (64.8)	1000	1000	
MT	152 (30.4)	348 (69.6)	500	500	
NL	203 (19.8)	821 (80.2)	1024	1024	
PL	353 (35.3)	647 (64.7)	1000	1000	
PT	326 (31.2)	720 (68.8)	1046	1046	
RO	377 (37.2)	636 (62.8)	1013	1013	
SE	165 (16.3)	845 (83.7)	1010	1010	
SI	189 (18.5)	831 (81.5)	1020	1020	
SK	328 (31.7)	706 (68.3)	1034	1034	
N Sum	6581	19993	26574		
N Valid Sum	6581	19993		26574	

v370 - QC3 CHEMICAL PRODUCTS: OTHER PRODUCTS

Q.C3

ASK ALL

And still thinking of "chemical products", which of the following products come to mind?

(SHOW CARD – READ OUT – ROTATE – MULTIPLE ANSWERS POSSIBLE)

Q.C3_7 Other (SPONTANEOUS)

0 Not mentioned

1 Mentioned

v370 by v7, Absolute Values (Row Percent), weighted by v8

	v370	0	1	N Sum	N Valid Sum
v7					
AT	923 (91.4)	87 (8.6)		1010	1010
BE	1006 (98.6)	14 (1.4)		1020	1020
BG	979 (97.9)	21 (2.1)		1000	1000
CY	484 (96.6)	17 (3.4)		501	501
CZ	1011 (99.6)	4 (0.4)		1015	1015
DE-E	529 (99.8)	1 (0.2)		530	530
DE-W	978 (98.9)	11 (1.1)		989	989
DK	1002 (99.5)	5 (0.5)		1007	1007
EE	999 (99.9)	1 (0.1)		1000	1000
ES	997 (99.1)	9 (0.9)		1006	1006
FI	996 (99.3)	7 (0.7)		1003	1003
FR	1000 (100.0)			1000	1000
GB-GBN	990 (99.0)	10 (1.0)		1000	1000
GB-NIR	290 (99.7)	1 (0.3)		291	291
GR	981 (98.1)	19 (1.9)		1000	1000
HU	995 (98.1)	19 (1.9)		1014	1014
IE	936 (96.0)	39 (4.0)		975	975
IT	1023 (98.5)	16 (1.5)		1039	1039
LT	1011 (98.5)	15 (1.5)		1026	1026
LU	481 (96.0)	20 (4.0)		501	501
LV	993 (99.3)	7 (0.7)		1000	1000
MT	491 (98.2)	9 (1.8)		500	500
NL	1003 (97.9)	21 (2.1)		1024	1024
PL	997 (99.7)	3 (0.3)		1000	1000
PT	1020 (97.5)	26 (2.5)		1046	1046
RO	973 (96.1)	40 (3.9)		1013	1013
SE	999 (98.9)	11 (1.1)		1010	1010
SI	992 (97.3)	28 (2.7)		1020	1020
SK	1008 (97.5)	26 (2.5)		1034	1034
N Sum	26087	487		26574	
N Valid Sum	26087	487			26574

v371 - QC3 CHEMICAL PRODUCTS: NONE

Q.C3

ASK ALL

And still thinking of "chemical products", which of the following products come to mind?

(SHOW CARD – READ OUT – ROTATE – MULTIPLE ANSWERS POSSIBLE)

Q.C3_8 None (SPONTANEOUS)

0 Not mentioned

1 Mentioned

v371 by v7, Absolute Values (Row Percent), weighted by v8

	v371	0	1	N Sum	N Valid Sum
v7					
AT	997 (98.7)	13 (1.3)		1010	1010
BE	1010 (99.0)	10 (1.0)		1020	1020
BG	996 (99.6)	4 (0.4)		1000	1000
CY	499 (99.6)	2 (0.4)		501	501
CZ	1007 (99.2)	8 (0.8)		1015	1015
DE-E	526 (99.2)	4 (0.8)		530	530
DE-W	977 (98.8)	12 (1.2)		989	989
DK	1007 (100.0)			1007	1007
EE	998 (99.8)	2 (0.2)		1000	1000
ES	994 (98.8)	12 (1.2)		1006	1006
FI	1003 (100.0)			1003	1003
FR	993 (99.3)	7 (0.7)		1000	1000
GB-GBN	990 (99.0)	10 (1.0)		1000	1000
GB-NIR	286 (98.3)	5 (1.7)		291	291
GR	989 (98.9)	11 (1.1)		1000	1000
HU	1009 (99.5)	5 (0.5)		1014	1014
IE	974 (99.9)	1 (0.1)		975	975
IT	1014 (97.6)	25 (2.4)		1039	1039
LT	1016 (99.0)	10 (1.0)		1026	1026
LU	501 (100.0)			501	501
LV	997 (99.7)	3 (0.3)		1000	1000
MT	498 (99.6)	2 (0.4)		500	500
NL	1018 (99.4)	6 (0.6)		1024	1024
PL	992 (99.2)	8 (0.8)		1000	1000
PT	1002 (95.8)	44 (4.2)		1046	1046
RO	993 (98.0)	20 (2.0)		1013	1013
SE	1007 (99.7)	3 (0.3)		1010	1010
SI	1014 (99.4)	6 (0.6)		1020	1020
SK	1033 (99.9)	1 (0.1)		1034	1034
N Sum	26340	234		26574	
N Valid Sum	26340	234			26574

v372 - QC3 CHEMICAL PRODUCTS: DK

Q.C3

ASK ALL

And still thinking of "chemical products", which of the following products come to mind?

(SHOW CARD – READ OUT – ROTATE – MULTIPLE ANSWERS POSSIBLE)

Q.C3_9 DK

0 Not mentioned

1 Mentioned

v372 by v7, Absolute Values (Row Percent), weighted by v8

	v372	0	1	N Sum	N Valid Sum
v7					
AT	1006 (99.6)	4 (0.4)		1010	1010
BE	1017 (99.7)	3 (0.3)		1020	1020
BG	985 (98.5)	15 (1.5)		1000	1000
CY	500 (99.8)	1 (0.2)		501	501
CZ	1010 (99.5)	5 (0.5)		1015	1015
DE-E	527 (99.4)	3 (0.6)		530	530
DE-W	983 (99.4)	6 (0.6)		989	989
DK	1002 (99.5)	5 (0.5)		1007	1007
EE	996 (99.6)	4 (0.4)		1000	1000
ES	991 (98.5)	15 (1.5)		1006	1006
FI	1003 (100.0)			1003	1003
FR	987 (98.7)	13 (1.3)		1000	1000
GB-GBN	988 (98.8)	12 (1.2)		1000	1000
GB-NIR	288 (99.0)	3 (1.0)		291	291
GR	998 (99.8)	2 (0.2)		1000	1000
HU	1007 (99.3)	7 (0.7)		1014	1014
IE	940 (96.4)	35 (3.6)		975	975
IT	1015 (97.7)	24 (2.3)		1039	1039
LT	1018 (99.2)	8 (0.8)		1026	1026
LU	498 (99.4)	3 (0.6)		501	501
LV	999 (99.9)	1 (0.1)		1000	1000
MT	493 (98.6)	7 (1.4)		500	500
NL	1016 (99.2)	8 (0.8)		1024	1024
PL	987 (98.7)	13 (1.3)		1000	1000
PT	1016 (97.1)	30 (2.9)		1046	1046
RO	988 (97.5)	25 (2.5)		1013	1013
SE	1009 (99.9)	1 (0.1)		1010	1010
SI	1019 (99.9)	1 (0.1)		1020	1020
SK	1032 (99.8)	2 (0.2)		1034	1034
N Sum	26318	256		26574	
N Valid Sum	26318	256			26574

v373 - QC4 CHEMICAL PROD ASSESSMENT: EXPERIENCE

Q.C4

Which of the following do you use to find out whether a chemical product is hazardous or not?

(SHOW CARD – READ OUT – ROTATE – MULTIPLE ANSWERS POSSIBLE)

Q.C4_1 Your previous experience with the product

0 Not mentioned

1 Mentioned

v373 by v7, Absolute Values (Row Percent), weighted by v8

	v373	0	1	N Sum	N Valid Sum
v7					
AT	512 (50.7)	498 (49.3)	1010	1010	
BE	687 (67.4)	333 (32.6)	1020	1020	
BG	484 (48.4)	516 (51.6)	1000	1000	
CY	356 (71.1)	145 (28.9)	501	501	
CZ	592 (58.3)	423 (41.7)	1015	1015	
DE-E	300 (56.6)	230 (43.4)	530	530	
DE-W	664 (67.1)	325 (32.9)	989	989	
DK	577 (57.3)	430 (42.7)	1007	1007	
EE	541 (54.1)	459 (45.9)	1000	1000	
ES	676 (67.2)	330 (32.8)	1006	1006	
FI	636 (63.4)	367 (36.6)	1003	1003	
FR	712 (71.2)	288 (28.8)	1000	1000	
GB-GBN	798 (79.8)	202 (20.2)	1000	1000	
GB-NIR	235 (80.8)	56 (19.2)	291	291	
GR	658 (65.8)	342 (34.2)	1000	1000	
HU	582 (57.4)	432 (42.6)	1014	1014	
IE	568 (58.3)	407 (41.7)	975	975	
IT	822 (79.1)	217 (20.9)	1039	1039	
LT	670 (65.3)	356 (34.7)	1026	1026	
LU	347 (69.3)	154 (30.7)	501	501	
LV	604 (60.4)	396 (39.6)	1000	1000	
MT	295 (59.0)	205 (41.0)	500	500	
NL	708 (69.1)	316 (30.9)	1024	1024	
PL	659 (65.9)	341 (34.1)	1000	1000	
PT	715 (68.4)	331 (31.6)	1046	1046	
RO	560 (55.3)	453 (44.7)	1013	1013	
SE	567 (56.1)	443 (43.9)	1010	1010	
SI	585 (57.4)	435 (42.6)	1020	1020	
SK	656 (63.4)	378 (36.6)	1034	1034	
N Sum	16766	9808	26574		
N Valid Sum	16766	9808		26574	

v374 - QC4 CHEMICAL PROD ASSESSMENT: SMELL

Q.C4

Which of the following do you use to find out whether a chemical product is hazardous or not?

(SHOW CARD – READ OUT – ROTATE – MULTIPLE ANSWERS POSSIBLE)

Q.C4_2 The smell

0 Not mentioned

1 Mentioned

v374 by v7, Absolute Values (Row Percent), weighted by v8

	v374	0	1	N Sum	N Valid Sum
v7					
AT	769 (76.1)	241 (23.9)	1010	1010	
BE	764 (74.9)	256 (25.1)	1020	1020	
BG	753 (75.3)	247 (24.7)	1000	1000	
CY	212 (42.3)	289 (57.7)	501	501	
CZ	902 (88.9)	113 (11.1)	1015	1015	
DE-E	424 (80.0)	106 (20.0)	530	530	
DE-W	763 (77.1)	226 (22.9)	989	989	
DK	761 (75.6)	246 (24.4)	1007	1007	
EE	737 (73.7)	263 (26.3)	1000	1000	
ES	813 (80.8)	193 (19.2)	1006	1006	
FI	892 (88.9)	111 (11.1)	1003	1003	
FR	756 (75.6)	244 (24.4)	1000	1000	
GB-GBN	861 (86.1)	139 (13.9)	1000	1000	
GB-NIR	249 (85.6)	42 (14.4)	291	291	
GR	767 (76.7)	233 (23.3)	1000	1000	
HU	800 (78.9)	214 (21.1)	1014	1014	
IE	715 (73.3)	260 (26.7)	975	975	
IT	812 (78.2)	227 (21.8)	1039	1039	
LT	895 (87.2)	131 (12.8)	1026	1026	
LU	337 (67.3)	164 (32.7)	501	501	
LV	779 (77.9)	221 (22.1)	1000	1000	
MT	372 (74.4)	128 (25.6)	500	500	
NL	852 (83.2)	172 (16.8)	1024	1024	
PL	836 (83.6)	164 (16.4)	1000	1000	
PT	866 (82.8)	180 (17.2)	1046	1046	
RO	674 (66.5)	339 (33.5)	1013	1013	
SE	813 (80.5)	197 (19.5)	1010	1010	
SI	837 (82.1)	183 (17.9)	1020	1020	
SK	772 (74.7)	262 (25.3)	1034	1034	
N Sum	20783	5791	26574		
N Valid Sum	20783	5791		26574	

v375 - QC4 CHEMICAL PROD ASSESSMENT: COLOUR

Q.C4

Which of the following do you use to find out whether a chemical product is hazardous or not?

(SHOW CARD – READ OUT – ROTATE – MULTIPLE ANSWERS POSSIBLE)

Q.C4_3 The colour

0 Not mentioned

1 Mentioned

v375 by v7, Absolute Values (Row Percent), weighted by v8

v7	v375	0	1	N Sum	N Valid Sum
AT	932 (92.3)	78 (7.7)		1010	1010
BE	956 (93.7)	64 (6.3)		1020	1020
BG	953 (95.3)	47 (4.7)		1000	1000
CY	464 (92.6)	37 (7.4)		501	501
CZ	978 (96.4)	37 (3.6)		1015	1015
DE-E	496 (93.6)	34 (6.4)		530	530
DE-W	963 (97.4)	26 (2.6)		989	989
DK	950 (94.3)	57 (5.7)		1007	1007
EE	915 (91.5)	85 (8.5)		1000	1000
ES	972 (96.6)	34 (3.4)		1006	1006
FI	963 (96.0)	40 (4.0)		1003	1003
FR	950 (95.0)	50 (5.0)		1000	1000
GB-GBN	927 (92.7)	73 (7.3)		1000	1000
GB-NIR	280 (96.2)	11 (3.8)		291	291
GR	937 (93.7)	63 (6.3)		1000	1000
HU	951 (93.8)	63 (6.2)		1014	1014
IE	905 (92.8)	70 (7.2)		975	975
IT	939 (90.4)	100 (9.6)		1039	1039
LT	981 (95.6)	45 (4.4)		1026	1026
LU	466 (93.0)	35 (7.0)		501	501
LV	900 (90.0)	100 (10.0)		1000	1000
MT	474 (94.8)	26 (5.2)		500	500
NL	982 (95.9)	42 (4.1)		1024	1024
PL	947 (94.7)	53 (5.3)		1000	1000
PT	1001 (95.7)	45 (4.3)		1046	1046
RO	917 (90.5)	96 (9.5)		1013	1013
SE	964 (95.4)	46 (4.6)		1010	1010
SI	954 (93.5)	66 (6.5)		1020	1020
SK	1000 (96.7)	34 (3.3)		1034	1034
N Sum	25017	1557		26574	
N Valid Sum	25017	1557			26574

v376 - QC4 CHEMICAL PROD ASSESSMENT: PACKAGING

Q.C4

Which of the following do you use to find out whether a chemical product is hazardous or not?

(SHOW CARD – READ OUT – ROTATE – MULTIPLE ANSWERS POSSIBLE)

Q.C4_4 The packaging

0 Not mentioned

1 Mentioned

v376 by v7, Absolute Values (Row Percent), weighted by v8

	v376	0	1	N Sum	N Valid Sum
v7					
AT	486 (48.1)	524 (51.9)	1010	1010	
BE	462 (45.3)	558 (54.7)	1020	1020	
BG	689 (68.9)	311 (31.1)	1000	1000	
CY	412 (82.2)	89 (17.8)	501	501	
CZ	741 (73.0)	274 (27.0)	1015	1015	
DE-E	285 (53.8)	245 (46.2)	530	530	
DE-W	562 (56.8)	427 (43.2)	989	989	
DK	390 (38.7)	617 (61.3)	1007	1007	
EE	431 (43.1)	569 (56.9)	1000	1000	
ES	545 (54.2)	461 (45.8)	1006	1006	
FI	499 (49.8)	504 (50.2)	1003	1003	
FR	581 (58.1)	419 (41.9)	1000	1000	
GB-GBN	469 (46.9)	531 (53.1)	1000	1000	
GB-NIR	124 (42.6)	167 (57.4)	291	291	
GR	592 (59.2)	408 (40.8)	1000	1000	
HU	566 (55.8)	448 (44.2)	1014	1014	
IE	659 (67.6)	316 (32.4)	975	975	
IT	724 (69.7)	315 (30.3)	1039	1039	
LT	640 (62.4)	386 (37.6)	1026	1026	
LU	243 (48.5)	258 (51.5)	501	501	
LV	642 (64.2)	358 (35.8)	1000	1000	
MT	390 (78.0)	110 (22.0)	500	500	
NL	425 (41.5)	599 (58.5)	1024	1024	
PL	619 (61.9)	381 (38.1)	1000	1000	
PT	628 (60.0)	418 (40.0)	1046	1046	
RO	682 (67.3)	331 (32.7)	1013	1013	
SE	481 (47.6)	529 (52.4)	1010	1010	
SI	552 (54.1)	468 (45.9)	1020	1020	
SK	718 (69.4)	316 (30.6)	1034	1034	
N Sum	15237	11337	26574		
N Valid Sum	15237	11337		26574	

v377 - QC4 CHEMICAL PROD ASSESSMENT: SAFETY INSTRUCTIONS

Q.C4

Which of the following do you use to find out whether a chemical product is hazardous or not?

(SHOW CARD – READ OUT – ROTATE – MULTIPLE ANSWERS POSSIBLE)

Q.C4_5 The safety instructions

0 Not mentioned

1 Mentioned

v377 by v7, Absolute Values (Row Percent), weighted by v8

	v377	0	1	N Sum	N Valid Sum
v7					
AT	256 (25.3)	754 (74.7)	1010	1010	
BE	325 (31.9)	695 (68.1)	1020	1020	
BG	361 (36.1)	639 (63.9)	1000	1000	
CY	101 (20.2)	400 (79.8)	501	501	
CZ	275 (27.1)	740 (72.9)	1015	1015	
DE-E	111 (20.9)	419 (79.1)	530	530	
DE-W	203 (20.5)	786 (79.5)	989	989	
DK	151 (15.0)	856 (85.0)	1007	1007	
EE	194 (19.4)	806 (80.6)	1000	1000	
ES	444 (44.1)	562 (55.9)	1006	1006	
FI	241 (24.0)	762 (76.0)	1003	1003	
FR	330 (33.0)	670 (67.0)	1000	1000	
GB-GBN	338 (33.8)	662 (66.2)	1000	1000	
GB-NIR	94 (32.3)	197 (67.7)	291	291	
GR	289 (28.9)	711 (71.1)	1000	1000	
HU	363 (35.8)	651 (64.2)	1014	1014	
IE	333 (34.2)	642 (65.8)	975	975	
IT	466 (44.9)	573 (55.1)	1039	1039	
LT	359 (35.0)	667 (65.0)	1026	1026	
LU	156 (31.1)	345 (68.9)	501	501	
LV	374 (37.4)	626 (62.6)	1000	1000	
MT	201 (40.2)	299 (59.8)	500	500	
NL	252 (24.6)	772 (75.4)	1024	1024	
PL	412 (41.2)	588 (58.8)	1000	1000	
PT	467 (44.6)	579 (55.4)	1046	1046	
RO	436 (43.0)	577 (57.0)	1013	1013	
SE	179 (17.7)	831 (82.3)	1010	1010	
SI	288 (28.2)	732 (71.8)	1020	1020	
SK	272 (26.3)	762 (73.7)	1034	1034	
N Sum	8271	18303	26574		
N Valid Sum	8271	18303		26574	

v378 - QC4 CHEMICAL PROD ASSESSMENT: WARNING SYMBOLS

Q.C4

Which of the following do you use to find out whether a chemical product is hazardous or not?

(SHOW CARD – READ OUT – ROTATE – MULTIPLE ANSWERS POSSIBLE)

Q.C4_6 The warning symbols

0 Not mentioned

1 Mentioned

v378 by v7, Absolute Values (Row Percent), weighted by v8

	v378	0	1	N Sum	N Valid Sum
v7					
AT	297 (29.4)	713 (70.6)	1010	1010	
BE	250 (24.5)	770 (75.5)	1020	1020	
BG	491 (49.1)	509 (50.9)	1000	1000	
CY	225 (44.9)	276 (55.1)	501	501	
CZ	452 (44.5)	563 (55.5)	1015	1015	
DE-E	156 (29.4)	374 (70.6)	530	530	
DE-W	277 (28.0)	712 (72.0)	989	989	
DK	92 (9.1)	915 (90.9)	1007	1007	
EE	283 (28.3)	717 (71.7)	1000	1000	
ES	448 (44.5)	558 (55.5)	1006	1006	
FI	234 (23.3)	769 (76.7)	1003	1003	
FR	185 (18.5)	815 (81.5)	1000	1000	
GB-GBN	322 (32.2)	678 (67.8)	1000	1000	
GB-NIR	66 (22.7)	225 (77.3)	291	291	
GR	553 (55.3)	447 (44.7)	1000	1000	
HU	333 (32.8)	681 (67.2)	1014	1014	
IE	421 (43.2)	554 (56.8)	975	975	
IT	465 (44.8)	574 (55.2)	1039	1039	
LT	442 (43.1)	584 (56.9)	1026	1026	
LU	92 (18.4)	409 (81.6)	501	501	
LV	378 (37.8)	622 (62.2)	1000	1000	
MT	224 (44.8)	276 (55.2)	500	500	
NL	170 (16.6)	854 (83.4)	1024	1024	
PL	462 (46.2)	538 (53.8)	1000	1000	
PT	561 (53.6)	485 (46.4)	1046	1046	
RO	654 (64.6)	359 (35.4)	1013	1013	
SE	99 (9.8)	911 (90.2)	1010	1010	
SI	359 (35.2)	661 (64.8)	1020	1020	
SK	303 (29.3)	731 (70.7)	1034	1034	
N Sum	9294	17280	26574		
N Valid Sum	9294	17280		26574	

v379 - QC4 CHEMICAL PROD ASSESSMENT: SHOP INFORMATION

Q.C4

Which of the following do you use to find out whether a chemical product is hazardous or not?

(SHOW CARD – READ OUT – ROTATE – MULTIPLE ANSWERS POSSIBLE)

Q.C4_7 Information you get in the shop

0 Not mentioned

1 Mentioned

v379 by v7, Absolute Values (Row Percent), weighted by v8

	v379	0	1	N Sum	N Valid Sum
v7					
AT	525 (52.0)	485 (48.0)	1010	1010	
BE	672 (65.9)	348 (34.1)	1020	1020	
BG	689 (68.9)	311 (31.1)	1000	1000	
CY	401 (80.0)	100 (20.0)	501	501	
CZ	626 (61.7)	389 (38.3)	1015	1015	
DE-E	362 (68.3)	168 (31.7)	530	530	
DE-W	644 (65.1)	345 (34.9)	989	989	
DK	694 (68.9)	313 (31.1)	1007	1007	
EE	660 (66.0)	340 (34.0)	1000	1000	
ES	766 (76.1)	240 (23.9)	1006	1006	
FI	679 (67.7)	324 (32.3)	1003	1003	
FR	820 (82.0)	180 (18.0)	1000	1000	
GB-GBN	876 (87.6)	124 (12.4)	1000	1000	
GB-NIR	250 (85.9)	41 (14.1)	291	291	
GR	681 (68.1)	319 (31.9)	1000	1000	
HU	664 (65.5)	350 (34.5)	1014	1014	
IE	775 (79.5)	200 (20.5)	975	975	
IT	859 (82.7)	180 (17.3)	1039	1039	
LT	795 (77.5)	231 (22.5)	1026	1026	
LU	367 (73.3)	134 (26.7)	501	501	
LV	734 (73.4)	266 (26.6)	1000	1000	
MT	425 (85.0)	75 (15.0)	500	500	
NL	715 (69.8)	309 (30.2)	1024	1024	
PL	780 (78.0)	220 (22.0)	1000	1000	
PT	738 (70.6)	308 (29.4)	1046	1046	
RO	789 (77.9)	224 (22.1)	1013	1013	
SE	653 (64.7)	357 (35.3)	1010	1010	
SI	704 (69.0)	316 (31.0)	1020	1020	
SK	623 (60.3)	411 (39.7)	1034	1034	
N Sum	18966	7608	26574		
N Valid Sum	18966	7608		26574	

v380 - QC4 CHEMICAL PROD ASSESSMENT: TYPE OF SHOP

Q.C4

Which of the following do you use to find out whether a chemical product is hazardous or not?

(SHOW CARD – READ OUT – ROTATE – MULTIPLE ANSWERS POSSIBLE)

Q.C4_8 The type of shop where you can buy the product

0 Not mentioned

1 Mentioned

v380 by v7, Absolute Values (Row Percent), weighted by v8

	v380	0	1	N Sum	N Valid Sum
v7					
AT	788 (78.0)	222 (22.0)		1010	1010
BE	896 (87.8)	124 (12.2)		1020	1020
BG	869 (86.9)	131 (13.1)		1000	1000
CY	450 (89.8)	51 (10.2)		501	501
CZ	919 (90.5)	96 (9.5)		1015	1015
DE-E	474 (89.4)	56 (10.6)		530	530
DE-W	882 (89.2)	107 (10.8)		989	989
DK	835 (82.9)	172 (17.1)		1007	1007
EE	867 (86.7)	133 (13.3)		1000	1000
ES	910 (90.5)	96 (9.5)		1006	1006
FI	894 (89.1)	109 (10.9)		1003	1003
FR	907 (90.7)	93 (9.3)		1000	1000
GB-GBN	926 (92.6)	74 (7.4)		1000	1000
GB-NIR	273 (93.8)	18 (6.2)		291	291
GR	879 (87.9)	121 (12.1)		1000	1000
HU	874 (86.2)	140 (13.8)		1014	1014
IE	802 (82.3)	173 (17.7)		975	975
IT	940 (90.5)	99 (9.5)		1039	1039
LT	940 (91.6)	86 (8.4)		1026	1026
LU	417 (83.2)	84 (16.8)		501	501
LV	878 (87.8)	122 (12.2)		1000	1000
MT	453 (90.6)	47 (9.4)		500	500
NL	920 (89.8)	104 (10.2)		1024	1024
PL	873 (87.3)	127 (12.7)		1000	1000
PT	911 (87.1)	135 (12.9)		1046	1046
RO	911 (89.9)	102 (10.1)		1013	1013
SE	861 (85.2)	149 (14.8)		1010	1010
SI	842 (82.5)	178 (17.5)		1020	1020
SK	896 (86.7)	138 (13.3)		1034	1034
N Sum	23287	3287		26574	
N Valid Sum	23287	3287			26574

v381 - QC4 CHEMICAL PROD ASSESSMENT: FAMILY/FRIENDS

Q.C4

Which of the following do you use to find out whether a chemical product is hazardous or not?

(SHOW CARD – READ OUT – ROTATE – MULTIPLE ANSWERS POSSIBLE)

Q.C4_9 Information from family members or friends

0 Not mentioned

1 Mentioned

v381 by v7, Absolute Values (Row Percent), weighted by v8

	v381	0	1	N Sum	N Valid Sum
v7					
AT	759 (75.1)	251 (24.9)		1010	1010
BE	848 (83.1)	172 (16.9)		1020	1020
BG	748 (74.8)	252 (25.2)		1000	1000
CY	408 (81.4)	93 (18.6)		501	501
CZ	841 (82.9)	174 (17.1)		1015	1015
DE-E	438 (82.6)	92 (17.4)		530	530
DE-W	865 (87.5)	124 (12.5)		989	989
DK	790 (78.5)	217 (21.5)		1007	1007
EE	729 (72.9)	271 (27.1)		1000	1000
ES	883 (87.8)	123 (12.2)		1006	1006
FI	830 (82.8)	173 (17.2)		1003	1003
FR	893 (89.3)	107 (10.7)		1000	1000
GB-GBN	939 (93.9)	61 (6.1)		1000	1000
GB-NIR	267 (91.8)	24 (8.2)		291	291
GR	823 (82.3)	177 (17.7)		1000	1000
HU	804 (79.3)	210 (20.7)		1014	1014
IE	855 (87.7)	120 (12.3)		975	975
IT	939 (90.4)	100 (9.6)		1039	1039
LT	797 (77.7)	229 (22.3)		1026	1026
LU	407 (81.2)	94 (18.8)		501	501
LV	830 (83.0)	170 (17.0)		1000	1000
MT	413 (82.6)	87 (17.4)		500	500
NL	853 (83.3)	171 (16.7)		1024	1024
PL	880 (88.0)	120 (12.0)		1000	1000
PT	875 (83.7)	171 (16.3)		1046	1046
RO	822 (81.1)	191 (18.9)		1013	1013
SE	792 (78.4)	218 (21.6)		1010	1010
SI	778 (76.3)	242 (23.7)		1020	1020
SK	872 (84.3)	162 (15.7)		1034	1034
N Sum	21978	4596		26574	
N Valid Sum	21978	4596			26574

v382 - QC4 CHEMICAL PROD ASSESSMENT: OTHER

Q.C4

Which of the following do you use to find out whether a chemical product is hazardous or not?

(SHOW CARD – READ OUT – ROTATE – MULTIPLE ANSWERS POSSIBLE)

Q.C4_10 Other (SPONTANEOUS)

0 Not mentioned

1 Mentioned

v382 by v7, Absolute Values (Row Percent), weighted by v8

	v382	0	1	N Sum	N Valid Sum
v7					
AT	996 (98.6)	14 (1.4)		1010	1010
BE	1015 (99.5)	5 (0.5)		1020	1020
BG	996 (99.6)	4 (0.4)		1000	1000
CY	498 (99.4)	3 (0.6)		501	501
CZ	1014 (99.9)	1 (0.1)		1015	1015
DE-E	530 (100.0)			530	530
DE-W	984 (99.5)	5 (0.5)		989	989
DK	1001 (99.4)	6 (0.6)		1007	1007
EE	994 (99.4)	6 (0.6)		1000	1000
ES	1002 (99.6)	4 (0.4)		1006	1006
FI	980 (97.7)	23 (2.3)		1003	1003
FR	987 (98.7)	13 (1.3)		1000	1000
GB-GBN	990 (99.0)	10 (1.0)		1000	1000
GB-NIR	288 (99.0)	3 (1.0)		291	291
GR	996 (99.6)	4 (0.4)		1000	1000
HU	1013 (99.9)	1 (0.1)		1014	1014
IE	966 (99.1)	9 (0.9)		975	975
IT	1035 (99.6)	4 (0.4)		1039	1039
LT	1013 (98.7)	13 (1.3)		1026	1026
LU	498 (99.4)	3 (0.6)		501	501
LV	995 (99.5)	5 (0.5)		1000	1000
MT	499 (99.8)	1 (0.2)		500	500
NL	1020 (99.6)	4 (0.4)		1024	1024
PL	996 (99.6)	4 (0.4)		1000	1000
PT	1033 (98.8)	13 (1.2)		1046	1046
RO	1012 (99.9)	1 (0.1)		1013	1013
SE	1001 (99.1)	9 (0.9)		1010	1010
SI	1006 (98.6)	14 (1.4)		1020	1020
SK	1031 (99.7)	3 (0.3)		1034	1034
N Sum	26389	185		26574	
N Valid Sum	26389	185			26574

v383 - QC4 CHEMICAL PROD ASSESSMENT: NONE

Q.C4

Which of the following do you use to find out whether a chemical product is hazardous or not?

(SHOW CARD – READ OUT – ROTATE – MULTIPLE ANSWERS POSSIBLE)

Q.C4_11 None (SPONTANEOUS)

0 Not mentioned

1 Mentioned

v383 by v7, Absolute Values (Row Percent), weighted by v8

v7	v383	0	1	N Sum	N Valid Sum
AT	993 (98.3)	17 (1.7)		1010	1010
BE	1013 (99.3)	7 (0.7)		1020	1020
BG	992 (99.2)	8 (0.8)		1000	1000
CY	499 (99.6)	2 (0.4)		501	501
CZ	1004 (98.9)	11 (1.1)		1015	1015
DE-E	525 (99.1)	5 (0.9)		530	530
DE-W	976 (98.7)	13 (1.3)		989	989
DK	1005 (99.8)	2 (0.2)		1007	1007
EE	994 (99.4)	6 (0.6)		1000	1000
ES	994 (98.8)	12 (1.2)		1006	1006
FI	1002 (99.9)	1 (0.1)		1003	1003
FR	990 (99.0)	10 (1.0)		1000	1000
GB-GBN	982 (98.2)	18 (1.8)		1000	1000
GB-NIR	288 (99.0)	3 (1.0)		291	291
GR	980 (98.0)	20 (2.0)		1000	1000
HU	1005 (99.1)	9 (0.9)		1014	1014
IE	967 (99.2)	8 (0.8)		975	975
IT	1005 (96.7)	34 (3.3)		1039	1039
LT	1003 (97.8)	23 (2.2)		1026	1026
LU	499 (99.6)	2 (0.4)		501	501
LV	988 (98.8)	12 (1.2)		1000	1000
MT	493 (98.6)	7 (1.4)		500	500
NL	1009 (98.5)	15 (1.5)		1024	1024
PL	980 (98.0)	20 (2.0)		1000	1000
PT	1025 (98.0)	21 (2.0)		1046	1046
RO	994 (98.1)	19 (1.9)		1013	1013
SE	1008 (99.8)	2 (0.2)		1010	1010
SI	1009 (98.9)	11 (1.1)		1020	1020
SK	1033 (99.9)	1 (0.1)		1034	1034
N Sum	26255	319		26574	
N Valid Sum	26255	319			26574

v384 - QC4 CHEMICAL PROD ASSESSMENT: DK

Q.C4

Which of the following do you use to find out whether a chemical product is hazardous or not?

(SHOW CARD – READ OUT – ROTATE – MULTIPLE ANSWERS POSSIBLE)

Q.C4_12 DK

0 Not mentioned

1 Mentioned

v384 by v7, Absolute Values (Row Percent), weighted by v8

	v384	0	1	N Sum	N Valid Sum
v7					
AT	1007 (99.7)	3 (0.3)		1010	1010
BE	1017 (99.7)	3 (0.3)		1020	1020
BG	983 (98.3)	17 (1.7)		1000	1000
CY	501 (100.0)			501	501
CZ	1010 (99.5)	5 (0.5)		1015	1015
DE-E	529 (99.8)	1 (0.2)		530	530
DE-W	976 (98.7)	13 (1.3)		989	989
DK	1000 (99.3)	7 (0.7)		1007	1007
EE	998 (99.8)	2 (0.2)		1000	1000
ES	999 (99.3)	7 (0.7)		1006	1006
FI	1002 (99.9)	1 (0.1)		1003	1003
FR	991 (99.1)	9 (0.9)		1000	1000
GB-GBN	997 (99.7)	3 (0.3)		1000	1000
GB-NIR	288 (99.0)	3 (1.0)		291	291
GR	998 (99.8)	2 (0.2)		1000	1000
HU	1009 (99.5)	5 (0.5)		1014	1014
IE	956 (98.1)	19 (1.9)		975	975
IT	1028 (98.9)	11 (1.1)		1039	1039
LT	1017 (99.1)	9 (0.9)		1026	1026
LU	496 (99.0)	5 (1.0)		501	501
LV	993 (99.3)	7 (0.7)		1000	1000
MT	494 (98.8)	6 (1.2)		500	500
NL	1015 (99.1)	9 (0.9)		1024	1024
PL	973 (97.3)	27 (2.7)		1000	1000
PT	1036 (99.0)	10 (1.0)		1046	1046
RO	982 (96.9)	31 (3.1)		1013	1013
SE	1004 (99.4)	6 (0.6)		1010	1010
SI	1019 (99.9)	1 (0.1)		1020	1020
SK	1028 (99.4)	6 (0.6)		1034	1034
N Sum	26346	228		26574	
N Valid Sum	26346	228			26574

v385 - QC5 CHEMICAL PROD USE: READ INSTRUCTIONS

Q.C5

Which things do you need to do to use a chemical product safely?

(DO NOT READ OUT – DO NOT SHOW CARD – PRE-CODED OPEN ENDED QUESTION – MULTIPLE ANSWERS POSSIBLE)

Q.C5_1 Read / follow the instructions of the chemical product

0 Not mentioned

1 Mentioned

v385 by v7, Absolute Values (Row Percent), weighted by v8

	v385	0	1	N Sum	N Valid Sum
v7					
AT	215 (21.3)	795 (78.7)	1010	1010	
BE	159 (15.6)	861 (84.4)	1020	1020	
BG	238 (23.8)	762 (76.2)	1000	1000	
CY	104 (20.8)	397 (79.2)	501	501	
CZ	129 (12.7)	886 (87.3)	1015	1015	
DE-E	46 (8.7)	484 (91.3)	530	530	
DE-W	120 (12.1)	869 (87.9)	989	989	
DK	85 (8.4)	922 (91.6)	1007	1007	
EE	377 (37.7)	623 (62.3)	1000	1000	
ES	187 (18.6)	819 (81.4)	1006	1006	
FI	280 (27.9)	723 (72.1)	1003	1003	
FR	247 (24.7)	753 (75.3)	1000	1000	
GB-GBN	250 (25.0)	750 (75.0)	1000	1000	
GB-NIR	81 (27.8)	210 (72.2)	291	291	
GR	213 (21.3)	787 (78.7)	1000	1000	
HU	241 (23.8)	773 (76.2)	1014	1014	
IE	215 (22.1)	760 (77.9)	975	975	
IT	282 (27.1)	757 (72.9)	1039	1039	
LT	251 (24.5)	775 (75.5)	1026	1026	
LU	157 (31.3)	344 (68.7)	501	501	
LV	489 (48.9)	511 (51.1)	1000	1000	
MT	169 (33.8)	331 (66.2)	500	500	
NL	106 (10.4)	918 (89.6)	1024	1024	
PL	377 (37.7)	623 (62.3)	1000	1000	
PT	292 (27.9)	754 (72.1)	1046	1046	
RO	219 (21.6)	794 (78.4)	1013	1013	
SE	182 (18.0)	828 (82.0)	1010	1010	
SI	204 (20.0)	816 (80.0)	1020	1020	
SK	174 (16.8)	860 (83.2)	1034	1034	
N Sum	6089	20485	26574		
N Valid Sum	6089	20485		26574	

v386 - QC5 CHEMICAL PROD USE: PROTECTIVE CLOTHING

Q.C5

Which things do you need to do to use a chemical product safely?

(DO NOT READ OUT – DO NOT SHOW CARD – PRE-CODED OPEN ENDED QUESTION – MULTIPLE ANSWERS
POSSIBLE)

Q.C5_2 Wear protective clothing (e.g. gloves, mask)

0 Not mentioned

1 Mentioned

v386 by v7, Absolute Values (Row Percent), weighted by v8

	v386	0	1	N Sum	N Valid Sum
v7					
AT	524 (51.9)	486 (48.1)	1010	1010	
BE	442 (43.3)	578 (56.7)	1020	1020	
BG	624 (62.4)	376 (37.6)	1000	1000	
CY	190 (37.9)	311 (62.1)	501	501	
CZ	583 (57.4)	432 (42.6)	1015	1015	
DE-E	284 (53.6)	246 (46.4)	530	530	
DE-W	540 (54.6)	449 (45.4)	989	989	
DK	601 (59.7)	406 (40.3)	1007	1007	
EE	468 (46.8)	532 (53.2)	1000	1000	
ES	582 (57.9)	424 (42.1)	1006	1006	
FI	693 (69.1)	310 (30.9)	1003	1003	
FR	488 (48.8)	512 (51.2)	1000	1000	
GB-GBN	563 (56.3)	437 (43.7)	1000	1000	
GB-NIR	154 (52.9)	137 (47.1)	291	291	
GR	470 (47.0)	530 (53.0)	1000	1000	
HU	585 (57.7)	429 (42.3)	1014	1014	
IE	359 (36.8)	616 (63.2)	975	975	
IT	563 (54.2)	476 (45.8)	1039	1039	
LT	522 (50.9)	504 (49.1)	1026	1026	
LU	227 (45.3)	274 (54.7)	501	501	
LV	496 (49.6)	504 (50.4)	1000	1000	
MT	219 (43.8)	281 (56.2)	500	500	
NL	428 (41.8)	596 (58.2)	1024	1024	
PL	684 (68.4)	316 (31.6)	1000	1000	
PT	632 (60.4)	414 (39.6)	1046	1046	
RO	538 (53.1)	475 (46.9)	1013	1013	
SE	585 (57.9)	425 (42.1)	1010	1010	
SI	385 (37.7)	635 (62.3)	1020	1020	
SK	506 (48.9)	528 (51.1)	1034	1034	
N Sum	13935	12639	26574		
N Valid Sum	13935	12639		26574	

v387 - QC5 CHEMICAL PROD USE: RECOMMENDED FREQUENCY

Q.C5

Which things do you need to do to use a chemical product safely?

(DO NOT READ OUT – DO NOT SHOW CARD – PRE-CODED OPEN ENDED QUESTION – MULTIPLE ANSWERS POSSIBLE)

Q.C5_3 Adhere to recommended frequency of use of the chemical product)

0 Not mentioned

1 Mentioned

v387 by v7, Absolute Values (Row Percent), weighted by v8

	v387	0	1	N Sum	N Valid Sum
v7					
AT	490 (48.5)	520 (51.5)	1010	1010	
BE	569 (55.8)	451 (44.2)	1020	1020	
BG	741 (74.1)	259 (25.9)	1000	1000	
CY	420 (83.8)	81 (16.2)	501	501	
CZ	711 (70.0)	304 (30.0)	1015	1015	
DE-E	276 (52.1)	254 (47.9)	530	530	
DE-W	522 (52.8)	467 (47.2)	989	989	
DK	721 (71.6)	286 (28.4)	1007	1007	
EE	835 (83.5)	165 (16.5)	1000	1000	
ES	768 (76.3)	238 (23.7)	1006	1006	
FI	813 (81.1)	190 (18.9)	1003	1003	
FR	777 (77.7)	223 (22.3)	1000	1000	
GB-GBN	924 (92.4)	76 (7.6)	1000	1000	
GB-NIR	278 (95.5)	13 (4.5)	291	291	
GR	730 (73.0)	270 (27.0)	1000	1000	
HU	580 (57.2)	434 (42.8)	1014	1014	
IE	703 (72.1)	272 (27.9)	975	975	
IT	725 (69.8)	314 (30.2)	1039	1039	
LT	776 (75.6)	250 (24.4)	1026	1026	
LU	405 (80.8)	96 (19.2)	501	501	
LV	939 (93.9)	61 (6.1)	1000	1000	
MT	408 (81.6)	92 (18.4)	500	500	
NL	612 (59.8)	412 (40.2)	1024	1024	
PL	851 (85.1)	149 (14.9)	1000	1000	
PT	893 (85.4)	153 (14.6)	1046	1046	
RO	760 (75.0)	253 (25.0)	1013	1013	
SE	649 (64.3)	361 (35.7)	1010	1010	
SI	632 (62.0)	388 (38.0)	1020	1020	
SK	765 (74.0)	269 (26.0)	1034	1034	
N Sum	19273	7301	26574		
N Valid Sum	19273	7301		26574	

v388 - QC5 CHEMICAL PROD USE: RECOMMENDED AMOUNT

Q.C5

Which things do you need to do to use a chemical product safely?

(DO NOT READ OUT – DO NOT SHOW CARD – PRE-CODED OPEN ENDED QUESTION – MULTIPLE ANSWERS POSSIBLE)

Q.C5_4 Use only the recommended amount of the chemical product

0 Not mentioned

1 Mentioned

v388 by v7, Absolute Values (Row Percent), weighted by v8

	v388	0	1	N Sum	N Valid Sum
v7					
AT	438 (43.4)	572 (56.6)	1010	1010	
BE	477 (46.8)	543 (53.2)	1020	1020	
BG	674 (67.4)	326 (32.6)	1000	1000	
CY	418 (83.4)	83 (16.6)	501	501	
CZ	595 (58.6)	420 (41.4)	1015	1015	
DE-E	221 (41.7)	309 (58.3)	530	530	
DE-W	520 (52.6)	469 (47.4)	989	989	
DK	683 (67.8)	324 (32.2)	1007	1007	
EE	843 (84.3)	157 (15.7)	1000	1000	
ES	714 (71.0)	292 (29.0)	1006	1006	
FI	814 (81.2)	189 (18.8)	1003	1003	
FR	724 (72.4)	276 (27.6)	1000	1000	
GB-GBN	898 (89.8)	102 (10.2)	1000	1000	
GB-NIR	276 (94.8)	15 (5.2)	291	291	
GR	713 (71.3)	287 (28.7)	1000	1000	
HU	634 (62.5)	380 (37.5)	1014	1014	
IE	631 (64.7)	344 (35.3)	975	975	
IT	686 (66.0)	353 (34.0)	1039	1039	
LT	662 (64.5)	364 (35.5)	1026	1026	
LU	393 (78.4)	108 (21.6)	501	501	
LV	913 (91.3)	87 (8.7)	1000	1000	
MT	379 (75.8)	121 (24.2)	500	500	
NL	556 (54.3)	468 (45.7)	1024	1024	
PL	836 (83.6)	164 (16.4)	1000	1000	
PT	752 (71.9)	294 (28.1)	1046	1046	
RO	686 (67.7)	327 (32.3)	1013	1013	
SE	791 (78.3)	219 (21.7)	1010	1010	
SI	535 (52.5)	485 (47.5)	1020	1020	
SK	605 (58.5)	429 (41.5)	1034	1034	
N Sum	18067	8507	26574		
N Valid Sum	18067	8507		26574	

v389 - QC5 CHEMICAL PROD USE: CORRECT STORAGE

Q.C5

Which things do you need to do to use a chemical product safely?

(DO NOT READ OUT – DO NOT SHOW CARD – PRE-CODED OPEN ENDED QUESTION – MULTIPLE ANSWERS POSSIBLE)

Q.C5_5 Store the product correctly

0 Not mentioned

1 Mentioned

v389 by v7, Absolute Values (Row Percent), weighted by v8

	v389	0	1	N Sum	N Valid Sum
v7					
AT	541 (53.6)	469 (46.4)	1010	1010	
BE	438 (42.9)	582 (57.1)	1020	1020	
BG	584 (58.4)	416 (41.6)	1000	1000	
CY	379 (75.6)	122 (24.4)	501	501	
CZ	666 (65.6)	349 (34.4)	1015	1015	
DE-E	199 (37.5)	331 (62.5)	530	530	
DE-W	448 (45.3)	541 (54.7)	989	989	
DK	710 (70.5)	297 (29.5)	1007	1007	
EE	818 (81.8)	182 (18.2)	1000	1000	
ES	746 (74.2)	260 (25.8)	1006	1006	
FI	854 (85.1)	149 (14.9)	1003	1003	
FR	675 (67.5)	325 (32.5)	1000	1000	
GB-GBN	841 (84.1)	159 (15.9)	1000	1000	
GB-NIR	263 (90.4)	28 (9.6)	291	291	
GR	697 (69.7)	303 (30.3)	1000	1000	
HU	586 (57.8)	428 (42.2)	1014	1014	
IE	602 (61.7)	373 (38.3)	975	975	
IT	747 (71.9)	292 (28.1)	1039	1039	
LT	583 (56.8)	443 (43.2)	1026	1026	
LU	349 (69.7)	152 (30.3)	501	501	
LV	876 (87.6)	124 (12.4)	1000	1000	
MT	384 (76.8)	116 (23.2)	500	500	
NL	517 (50.5)	507 (49.5)	1024	1024	
PL	858 (85.8)	142 (14.2)	1000	1000	
PT	716 (68.5)	330 (31.5)	1046	1046	
RO	597 (58.9)	416 (41.1)	1013	1013	
SE	759 (75.1)	251 (24.9)	1010	1010	
SI	504 (49.4)	516 (50.6)	1020	1020	
SK	607 (58.7)	427 (41.3)	1034	1034	
N Sum	17544	9030	26574		
N Valid Sum	17544	9030		26574	

v390 - QC5 CHEMICAL PROD USE: CORRECT DISPOSE

Q.C5

Which things do you need to do to use a chemical product safely?

(DO NOT READ OUT – DO NOT SHOW CARD – PRE-CODED OPEN ENDED QUESTION – MULTIPLE ANSWERS POSSIBLE)

Q.C5_6 Dispose of the product correctly

0 Not mentioned

1 Mentioned

v390 by v7, Absolute Values (Row Percent), weighted by v8

	v390	0	1	N Sum	N Valid Sum
v7					
AT	547 (54.2)	463 (45.8)	1010	1010	
BE	560 (54.9)	460 (45.1)	1020	1020	
BG	768 (76.8)	232 (23.2)	1000	1000	
CY	463 (92.4)	38 (7.6)	501	501	
CZ	709 (69.9)	306 (30.1)	1015	1015	
DE-E	221 (41.7)	309 (58.3)	530	530	
DE-W	471 (47.6)	518 (52.4)	989	989	
DK	707 (70.2)	300 (29.8)	1007	1007	
EE	890 (89.0)	110 (11.0)	1000	1000	
ES	813 (80.8)	193 (19.2)	1006	1006	
FI	867 (86.4)	136 (13.6)	1003	1003	
FR	744 (74.4)	256 (25.6)	1000	1000	
GB-GBN	893 (89.3)	107 (10.7)	1000	1000	
GB-NIR	273 (93.8)	18 (6.2)	291	291	
GR	782 (78.2)	218 (21.8)	1000	1000	
HU	796 (78.5)	218 (21.5)	1014	1014	
IE	635 (65.1)	340 (34.9)	975	975	
IT	738 (71.0)	301 (29.0)	1039	1039	
LT	752 (73.3)	274 (26.7)	1026	1026	
LU	403 (80.4)	98 (19.6)	501	501	
LV	958 (95.8)	42 (4.2)	1000	1000	
MT	406 (81.2)	94 (18.8)	500	500	
NL	577 (56.3)	447 (43.7)	1024	1024	
PL	896 (89.6)	104 (10.4)	1000	1000	
PT	900 (86.0)	146 (14.0)	1046	1046	
RO	762 (75.2)	251 (24.8)	1013	1013	
SE	676 (66.9)	334 (33.1)	1010	1010	
SI	602 (59.0)	418 (41.0)	1020	1020	
SK	733 (70.9)	301 (29.1)	1034	1034	
N Sum	19542	7032	26574		
N Valid Sum	19542	7032		26574	

v391 - QC5 CHEMICAL PROD USE: OTHER

Q.C5

Which things do you need to do to use a chemical product safely?

(DO NOT READ OUT – DO NOT SHOW CARD – PRE-CODED OPEN ENDED QUESTION – MULTIPLE ANSWERS
POSSIBLE)

Q.C5_7 Other

0 Not mentioned

1 Mentioned

v391 by v7, Absolute Values (Row Percent), weighted by v8

	v391	0	1	N Sum	N Valid Sum
v7					
AT	985 (97.5)	25 (2.5)		1010	1010
BE	990 (97.1)	30 (2.9)		1020	1020
BG	994 (99.4)	6 (0.6)		1000	1000
CY	494 (98.6)	7 (1.4)		501	501
CZ	1009 (99.4)	6 (0.6)		1015	1015
DE-E	515 (97.2)	15 (2.8)		530	530
DE-W	963 (97.4)	26 (2.6)		989	989
DK	869 (86.3)	138 (13.7)		1007	1007
EE	965 (96.5)	35 (3.5)		1000	1000
ES	952 (94.6)	54 (5.4)		1006	1006
FI	766 (76.4)	237 (23.6)		1003	1003
FR	914 (91.4)	86 (8.6)		1000	1000
GB-GBN	884 (88.4)	116 (11.6)		1000	1000
GB-NIR	256 (88.0)	35 (12.0)		291	291
GR	970 (97.0)	30 (3.0)		1000	1000
HU	1002 (98.8)	12 (1.2)		1014	1014
IE	954 (97.8)	21 (2.2)		975	975
IT	1022 (98.4)	17 (1.6)		1039	1039
LT	977 (95.2)	49 (4.8)		1026	1026
LU	448 (89.4)	53 (10.6)		501	501
LV	985 (98.5)	15 (1.5)		1000	1000
MT	475 (95.0)	25 (5.0)		500	500
NL	915 (89.4)	109 (10.6)		1024	1024
PL	983 (98.3)	17 (1.7)		1000	1000
PT	1036 (99.0)	10 (1.0)		1046	1046
RO	989 (97.6)	24 (2.4)		1013	1013
SE	842 (83.4)	168 (16.6)		1010	1010
SI	973 (95.4)	47 (4.6)		1020	1020
SK	987 (95.5)	47 (4.5)		1034	1034
N Sum	25114	1460		26574	
N Valid Sum	25114	1460			26574

v392 - QC5 CHEMICAL PROD USE: NO SAFE USE

Q.C5

Which things do you need to do to use a chemical product safely?

(DO NOT READ OUT – DO NOT SHOW CARD – PRE-CODED OPEN ENDED QUESTION – MULTIPLE ANSWERS POSSIBLE)

Q.C5_8 There is no safe use of a chemical product

0 Not mentioned

1 Mentioned

v392 by v7, Absolute Values (Row Percent), weighted by v8

v7	v392	0	1	N Sum	N Valid Sum
AT	976 (96.6)	34 (3.4)		1010	1010
BE	994 (97.5)	26 (2.5)		1020	1020
BG	934 (93.4)	66 (6.6)		1000	1000
CY	480 (95.8)	21 (4.2)		501	501
CZ	996 (98.1)	19 (1.9)		1015	1015
DE-E	508 (95.8)	22 (4.2)		530	530
DE-W	951 (96.2)	38 (3.8)		989	989
DK	999 (99.2)	8 (0.8)		1007	1007
EE	976 (97.6)	24 (2.4)		1000	1000
ES	997 (99.1)	9 (0.9)		1006	1006
FI	994 (99.1)	9 (0.9)		1003	1003
FR	980 (98.0)	20 (2.0)		1000	1000
GB-GBN	990 (99.0)	10 (1.0)		1000	1000
GB-NIR	289 (99.3)	2 (0.7)		291	291
GR	961 (96.1)	39 (3.9)		1000	1000
HU	993 (97.9)	21 (2.1)		1014	1014
IE	970 (99.5)	5 (0.5)		975	975
IT	998 (96.1)	41 (3.9)		1039	1039
LT	958 (93.4)	68 (6.6)		1026	1026
LU	492 (98.2)	9 (1.8)		501	501
LV	952 (95.2)	48 (4.8)		1000	1000
MT	497 (99.4)	3 (0.6)		500	500
NL	1008 (98.4)	16 (1.6)		1024	1024
PL	994 (99.4)	6 (0.6)		1000	1000
PT	1022 (97.7)	24 (2.3)		1046	1046
RO	1001 (98.8)	12 (1.2)		1013	1013
SE	1006 (99.6)	4 (0.4)		1010	1010
SI	974 (95.5)	46 (4.5)		1020	1020
SK	999 (96.6)	35 (3.4)		1034	1034
N Sum	25889	685		26574	
N Valid Sum	25889	685			26574

v393 - QC5 CHEMICAL PROD USE: DK

Q.C5

Which things do you need to do to use a chemical product safely?

(DO NOT READ OUT – DO NOT SHOW CARD – PRE-CODED OPEN ENDED QUESTION – MULTIPLE ANSWERS
POSSIBLE)

Q.C5_9 DK

0 Not mentioned

1 Mentioned

v393 by v7, Absolute Values (Row Percent), weighted by v8

	v393	0	1	N Sum	N Valid Sum
v7					
AT	1001 (99.1)	9 (0.9)		1010	1010
BE	1017 (99.7)	3 (0.3)		1020	1020
BG	972 (97.2)	28 (2.8)		1000	1000
CY	501 (100.0)			501	501
CZ	1011 (99.6)	4 (0.4)		1015	1015
DE-E	527 (99.4)	3 (0.6)		530	530
DE-W	968 (97.9)	21 (2.1)		989	989
DK	993 (98.6)	14 (1.4)		1007	1007
EE	962 (96.2)	38 (3.8)		1000	1000
ES	972 (96.6)	34 (3.4)		1006	1006
FI	994 (99.1)	9 (0.9)		1003	1003
FR	973 (97.3)	27 (2.7)		1000	1000
GB-GBN	956 (95.6)	44 (4.4)		1000	1000
GB-NIR	275 (94.5)	16 (5.5)		291	291
GR	994 (99.4)	6 (0.6)		1000	1000
HU	1002 (98.8)	12 (1.2)		1014	1014
IE	950 (97.4)	25 (2.6)		975	975
IT	1015 (97.7)	24 (2.3)		1039	1039
LT	1011 (98.5)	15 (1.5)		1026	1026
LU	487 (97.2)	14 (2.8)		501	501
LV	938 (93.8)	62 (6.2)		1000	1000
MT	481 (96.2)	19 (3.8)		500	500
NL	1013 (98.9)	11 (1.1)		1024	1024
PL	899 (89.9)	101 (10.1)		1000	1000
PT	1025 (98.0)	21 (2.0)		1046	1046
RO	972 (96.0)	41 (4.0)		1013	1013
SE	993 (98.3)	17 (1.7)		1010	1010
SI	1013 (99.3)	7 (0.7)		1020	1020
SK	1028 (99.4)	6 (0.6)		1034	1034
N Sum	25943	631		26574	
N Valid Sum	25943	631			26574

v394 - QC6 CHEMIC PROD INSTR NECESSARY: DIY/BUILDING

Q.C6

For which of the following chemical products do you think instructions are necessary in order to use them safely?

(SHOW CARD – READ OUT – ROTATE – MULTIPLE ANSWERS POSSIBLE)

Q.C6_1 DIY (Do It Yourself) products and building materials (e.g paints, varnish)

0 Not mentioned

1 Mentioned

v394 by v7, Absolute Values (Row Percent), weighted by v8

	v394	0	1	N Sum	N Valid Sum
v7					
AT	354 (35.0)	656 (65.0)	1010	1010	
BE	434 (42.5)	586 (57.5)	1020	1020	
BG	486 (48.6)	514 (51.4)	1000	1000	
CY	139 (27.7)	362 (72.3)	501	501	
CZ	479 (47.2)	536 (52.8)	1015	1015	
DE-E	202 (38.1)	328 (61.9)	530	530	
DE-W	343 (34.7)	646 (65.3)	989	989	
DK	213 (21.2)	794 (78.8)	1007	1007	
EE	201 (20.1)	799 (79.9)	1000	1000	
ES	345 (34.3)	661 (65.7)	1006	1006	
FI	274 (27.3)	729 (72.7)	1003	1003	
FR	404 (40.4)	596 (59.6)	1000	1000	
GB-GBN	329 (32.9)	671 (67.1)	1000	1000	
GB-NIR	117 (40.2)	174 (59.8)	291	291	
GR	447 (44.7)	553 (55.3)	1000	1000	
HU	486 (47.9)	528 (52.1)	1014	1014	
IE	432 (44.3)	543 (55.7)	975	975	
IT	487 (46.9)	552 (53.1)	1039	1039	
LT	305 (29.7)	721 (70.3)	1026	1026	
LU	192 (38.3)	309 (61.7)	501	501	
LV	257 (25.7)	743 (74.3)	1000	1000	
MT	177 (35.4)	323 (64.6)	500	500	
NL	401 (39.2)	623 (60.8)	1024	1024	
PL	484 (48.4)	516 (51.6)	1000	1000	
PT	547 (52.3)	499 (47.7)	1046	1046	
RO	527 (52.0)	486 (48.0)	1013	1013	
SE	222 (22.0)	788 (78.0)	1010	1010	
SI	314 (30.8)	707 (69.2)	1021	1021	
SK	472 (45.6)	562 (54.4)	1034	1034	
N Sum	10070	16505	26575		
N Valid Sum	10070	16505		26575	

v395 - QC6 CHEMIC PROD INSTR NECESSARY: DETERGENTS

Q.C6

For which of the following chemical products do you think instructions are necessary in order to use them safely?

(SHOW CARD – READ OUT – ROTATE – MULTIPLE ANSWERS POSSIBLE)

Q.C6_2 Every day detergents (e.g. washing powder, dish washing detergents)

0 Not mentioned

1 Mentioned

v395 by v7, Absolute Values (Row Percent), weighted by v8

	v395	0	1	N Sum	N Valid Sum
v7					
AT	593 (58.7)	417 (41.3)	1010	1010	
BE	539 (52.8)	481 (47.2)	1020	1020	
BG	594 (59.4)	406 (40.6)	1000	1000	
CY	200 (39.9)	301 (60.1)	501	501	
CZ	683 (67.3)	332 (32.7)	1015	1015	
DE-E	301 (56.8)	229 (43.2)	530	530	
DE-W	598 (60.5)	391 (39.5)	989	989	
DK	484 (48.1)	523 (51.9)	1007	1007	
EE	246 (24.6)	754 (75.4)	1000	1000	
ES	527 (52.4)	479 (47.6)	1006	1006	
FI	339 (33.8)	664 (66.2)	1003	1003	
FR	293 (29.3)	707 (70.7)	1000	1000	
GB-GBN	422 (42.2)	578 (57.8)	1000	1000	
GB-NIR	124 (42.6)	167 (57.4)	291	291	
GR	563 (56.3)	437 (43.7)	1000	1000	
HU	578 (57.0)	436 (43.0)	1014	1014	
IE	642 (65.8)	333 (34.2)	975	975	
IT	560 (53.9)	479 (46.1)	1039	1039	
LT	380 (37.0)	646 (63.0)	1026	1026	
LU	189 (37.7)	312 (62.3)	501	501	
LV	275 (27.5)	725 (72.5)	1000	1000	
MT	236 (47.2)	264 (52.8)	500	500	
NL	622 (60.7)	402 (39.3)	1024	1024	
PL	498 (49.8)	502 (50.2)	1000	1000	
PT	642 (61.4)	404 (38.6)	1046	1046	
RO	526 (51.9)	487 (48.1)	1013	1013	
SE	439 (43.5)	571 (56.5)	1010	1010	
SI	463 (45.4)	557 (54.6)	1020	1020	
SK	763 (73.8)	271 (26.2)	1034	1034	
N Sum	13319	13255	26574		
N Valid Sum	13319	13255		26574	

v396 - QC6 CHEMIC PROD INSTR NECESSARY: OTHER CLEANING

Q.C6

For which of the following chemical products do you think instructions are necessary in order to use them safely?

(SHOW CARD – READ OUT – ROTATE – MULTIPLE ANSWERS POSSIBLE)

Q.C6_3 Other cleaning products (e.g. drain cleaners, oven cleaners)

0 Not mentioned

1 Mentioned

v396 by v7, Absolute Values (Row Percent), weighted by v8

	v396	0	1	N Sum	N Valid Sum
v7					
AT	316 (31.3)	694 (68.7)	1010	1010	
BE	243 (23.8)	777 (76.2)	1020	1020	
BG	294 (29.4)	706 (70.6)	1000	1000	
CY	111 (22.2)	390 (77.8)	501	501	
CZ	306 (30.1)	709 (69.9)	1015	1015	
DE-E	138 (26.0)	392 (74.0)	530	530	
DE-W	260 (26.3)	729 (73.7)	989	989	
DK	160 (15.9)	847 (84.1)	1007	1007	
EE	179 (17.9)	821 (82.1)	1000	1000	
ES	270 (26.8)	736 (73.2)	1006	1006	
FI	188 (18.7)	815 (81.3)	1003	1003	
FR	234 (23.4)	766 (76.6)	1000	1000	
GB-GBN	209 (20.9)	791 (79.1)	1000	1000	
GB-NIR	61 (21.0)	230 (79.0)	291	291	
GR	353 (35.3)	647 (64.7)	1000	1000	
HU	391 (38.6)	623 (61.4)	1014	1014	
IE	306 (31.4)	669 (68.6)	975	975	
IT	434 (41.8)	605 (58.2)	1039	1039	
LT	310 (30.2)	716 (69.8)	1026	1026	
LU	94 (18.8)	407 (81.2)	501	501	
LV	257 (25.7)	743 (74.3)	1000	1000	
MT	195 (39.0)	305 (61.0)	500	500	
NL	202 (19.7)	822 (80.3)	1024	1024	
PL	363 (36.3)	637 (63.7)	1000	1000	
PT	541 (51.7)	505 (48.3)	1046	1046	
RO	492 (48.6)	521 (51.4)	1013	1013	
SE	159 (15.7)	851 (84.3)	1010	1010	
SI	265 (26.0)	755 (74.0)	1020	1020	
SK	416 (40.2)	618 (59.8)	1034	1034	
N Sum	7747	18827	26574		
N Valid Sum	7747	18827		26574	

v397 - QC6 CHEMIC PROD INSTR NECESSARY: CAR CARE

Q.C6

For which of the following chemical products do you think instructions are necessary in order to use them safely?

(SHOW CARD – READ OUT – ROTATE – MULTIPLE ANSWERS POSSIBLE)

Q.C6_4 Car / Vehicle care products (e.g. car wax, lubricating oils, wheel cleaners)

0 Not mentioned

1 Mentioned

v397 by v7, Absolute Values (Row Percent), weighted by v8

	v397	0	1	N Sum	N Valid Sum
v7					
AT	498 (49.3)	512 (50.7)	1010	1010	
BE	577 (56.6)	443 (43.4)	1020	1020	
BG	556 (55.6)	444 (44.4)	1000	1000	
CY	201 (40.1)	300 (59.9)	501	501	
CZ	623 (61.4)	392 (38.6)	1015	1015	
DE-E	272 (51.3)	258 (48.7)	530	530	
DE-W	506 (51.2)	483 (48.8)	989	989	
DK	396 (39.3)	611 (60.7)	1007	1007	
EE	246 (24.6)	754 (75.4)	1000	1000	
ES	422 (41.9)	584 (58.1)	1006	1006	
FI	382 (38.1)	621 (61.9)	1003	1003	
FR	478 (47.8)	522 (52.2)	1000	1000	
GB-GBN	461 (46.1)	539 (53.9)	1000	1000	
GB-NIR	147 (50.5)	144 (49.5)	291	291	
GR	546 (54.6)	454 (45.4)	1000	1000	
HU	634 (62.5)	380 (37.5)	1014	1014	
IE	636 (65.2)	339 (34.8)	975	975	
IT	574 (55.2)	465 (44.8)	1039	1039	
LT	372 (36.3)	654 (63.7)	1026	1026	
LU	222 (44.3)	279 (55.7)	501	501	
LV	309 (30.9)	691 (69.1)	1000	1000	
MT	257 (51.4)	243 (48.6)	500	500	
NL	606 (59.2)	418 (40.8)	1024	1024	
PL	586 (58.6)	414 (41.4)	1000	1000	
PT	648 (62.0)	398 (38.0)	1046	1046	
RO	645 (63.7)	368 (36.3)	1013	1013	
SE	314 (31.1)	696 (68.9)	1010	1010	
SI	419 (41.1)	601 (58.9)	1020	1020	
SK	588 (56.9)	446 (43.1)	1034	1034	
N Sum	13121	13453	26574		
N Valid Sum	13121	13453		26574	

v398 - QC6 CHEMIC PROD INSTR NECESSARY: GARDENING

Q.C6

For which of the following chemical products do you think instructions are necessary in order to use them safely?

(SHOW CARD – READ OUT – ROTATE – MULTIPLE ANSWERS POSSIBLE)

Q.C6_5 Gardening products (e.g. fertilizers, plant conditioners)

0 Not mentioned

1 Mentioned

v398 by v7, Absolute Values (Row Percent), weighted by v8

	v398	0	1	N Sum	N Valid Sum
v7					
AT	386 (38.2)	624 (61.8)	1010	1010	
BE	391 (38.3)	629 (61.7)	1020	1020	
BG	278 (27.8)	722 (72.2)	1000	1000	
CY	108 (21.6)	393 (78.4)	501	501	
CZ	336 (33.1)	679 (66.9)	1015	1015	
DE-E	152 (28.7)	378 (71.3)	530	530	
DE-W	271 (27.4)	718 (72.6)	989	989	
DK	216 (21.4)	791 (78.6)	1007	1007	
EE	181 (18.1)	819 (81.9)	1000	1000	
ES	333 (33.1)	673 (66.9)	1006	1006	
FI	413 (41.2)	590 (58.8)	1003	1003	
FR	331 (33.1)	669 (66.9)	1000	1000	
GB-GBN	288 (28.8)	712 (71.2)	1000	1000	
GB-NIR	85 (29.2)	206 (70.8)	291	291	
GR	392 (39.2)	608 (60.8)	1000	1000	
HU	301 (29.7)	713 (70.3)	1014	1014	
IE	315 (32.3)	660 (67.7)	975	975	
IT	440 (42.3)	599 (57.7)	1039	1039	
LT	272 (26.5)	754 (73.5)	1026	1026	
LU	174 (34.7)	327 (65.3)	501	501	
LV	280 (28.0)	720 (72.0)	1000	1000	
MT	175 (35.0)	325 (65.0)	500	500	
NL	503 (49.1)	521 (50.9)	1024	1024	
PL	378 (37.8)	622 (62.2)	1000	1000	
PT	473 (45.2)	573 (54.8)	1046	1046	
RO	454 (44.8)	559 (55.2)	1013	1013	
SE	294 (29.1)	716 (70.9)	1010	1010	
SI	313 (30.7)	707 (69.3)	1020	1020	
SK	228 (22.1)	806 (77.9)	1034	1034	
N Sum	8761	17813	26574		
N Valid Sum	8761	17813		26574	

v399 - QC6 CHEMIC PROD INSTR NECESSARY: PESTIC/INSECTIC

Q.C6

For which of the following chemical products do you think instructions are necessary in order to use them safely?

(SHOW CARD – READ OUT – ROTATE – MULTIPLE ANSWERS POSSIBLE)

Q.C6_6 Pesticides and insecticides (e.g. weed killers, vermin and pest control)

0 Not mentioned

1 Mentioned

v399 by v7, Absolute Values (Row Percent), weighted by v8

	v399	0	1	N Sum	N Valid Sum
v7					
AT	202 (20.0)	808 (80.0)	1010	1010	
BE	144 (14.1)	876 (85.9)	1020	1020	
BG	177 (17.7)	823 (82.3)	1000	1000	
CY	22 (4.4)	479 (95.6)	501	501	
CZ	202 (19.9)	813 (80.1)	1015	1015	
DE-E	33 (6.2)	497 (93.8)	530	530	
DE-W	69 (7.0)	920 (93.0)	989	989	
DK	32 (3.2)	975 (96.8)	1007	1007	
EE	141 (14.1)	859 (85.9)	1000	1000	
ES	129 (12.8)	877 (87.2)	1006	1006	
FI	138 (13.8)	865 (86.2)	1003	1003	
FR	152 (15.2)	848 (84.8)	1000	1000	
GB-GBN	144 (14.4)	856 (85.6)	1000	1000	
GB-NIR	37 (12.7)	254 (87.3)	291	291	
GR	84 (8.4)	916 (91.6)	1000	1000	
HU	198 (19.5)	816 (80.5)	1014	1014	
IE	105 (10.8)	870 (89.2)	975	975	
IT	277 (26.7)	762 (73.3)	1039	1039	
LT	176 (17.2)	850 (82.8)	1026	1026	
LU	93 (18.6)	408 (81.4)	501	501	
LV	174 (17.4)	826 (82.6)	1000	1000	
MT	91 (18.2)	409 (81.8)	500	500	
NL	104 (10.2)	920 (89.8)	1024	1024	
PL	263 (26.3)	737 (73.7)	1000	1000	
PT	228 (21.8)	818 (78.2)	1046	1046	
RO	269 (26.6)	744 (73.4)	1013	1013	
SE	55 (5.4)	955 (94.6)	1010	1010	
SI	76 (7.5)	944 (92.5)	1020	1020	
SK	90 (8.7)	944 (91.3)	1034	1034	
N Sum	3905	22669	26574		
N Valid Sum	3905	22669		26574	

v400 - QC6 CHEMIC PROD INSTR NECESSARY: OTHER PRODUCTS

Q.C6

For which of the following chemical products do you think instructions are necessary in order to use them safely?

(SHOW CARD – READ OUT – ROTATE – MULTIPLE ANSWERS POSSIBLE)

Q.C6_7 Other (SPONTANEOUS)

0 Not mentioned

1 Mentioned

v400 by v7, Absolute Values (Row Percent), weighted by v8

v7	v400	0	1	N Sum	N Valid Sum
AT	963 (95.3)	47 (4.7)		1010	1010
BE	1014 (99.4)	6 (0.6)		1020	1020
BG	990 (99.0)	10 (1.0)		1000	1000
CY	488 (97.4)	13 (2.6)		501	501
CZ	1013 (99.8)	2 (0.2)		1015	1015
DE-E	529 (99.8)	1 (0.2)		530	530
DE-W	986 (99.7)	3 (0.3)		989	989
DK	1005 (99.8)	2 (0.2)		1007	1007
EE	998 (99.8)	2 (0.2)		1000	1000
ES	1005 (99.9)	1 (0.1)		1006	1006
FI	999 (99.6)	4 (0.4)		1003	1003
FR	1000 (100.0)			1000	1000
GB-GBN	999 (99.9)	1 (0.1)		1000	1000
GB-NIR	290 (99.7)	1 (0.3)		291	291
GR	980 (98.0)	20 (2.0)		1000	1000
HU	1003 (98.9)	11 (1.1)		1014	1014
IE	950 (97.4)	25 (2.6)		975	975
IT	1011 (97.3)	28 (2.7)		1039	1039
LT	1018 (99.2)	8 (0.8)		1026	1026
LU	492 (98.2)	9 (1.8)		501	501
LV	997 (99.7)	3 (0.3)		1000	1000
MT	496 (99.2)	4 (0.8)		500	500
NL	1014 (99.0)	10 (1.0)		1024	1024
PL	997 (99.7)	3 (0.3)		1000	1000
PT	1034 (98.9)	12 (1.1)		1046	1046
RO	987 (97.4)	26 (2.6)		1013	1013
SE	1000 (99.0)	10 (1.0)		1010	1010
SI	1003 (98.3)	17 (1.7)		1020	1020
SK	1028 (99.4)	6 (0.6)		1034	1034
N Sum	26289	285		26574	
N Valid Sum	26289	285			26574

v401 - QC6 CHEMIC PROD INSTR NECESSARY: NONE

Q.C6

For which of the following chemical products do you think instructions are necessary in order to use them safely?

(SHOW CARD – READ OUT – ROTATE – MULTIPLE ANSWERS POSSIBLE)

Q.C6_8 None (SPONTANEOUS)

0 Not mentioned

1 Mentioned

v401 by v7, Absolute Values (Row Percent), weighted by v8

v7	v401	0	1	N Sum	N Valid Sum
AT	984 (97.4)	26 (2.6)		1010	1010
BE	1014 (99.4)	6 (0.6)		1020	1020
BG	997 (99.7)	3 (0.3)		1000	1000
CY	501 (100.0)			501	501
CZ	1007 (99.2)	8 (0.8)		1015	1015
DE-E	528 (99.6)	2 (0.4)		530	530
DE-W	985 (99.6)	4 (0.4)		989	989
DK	1005 (99.8)	2 (0.2)		1007	1007
EE	991 (99.1)	9 (0.9)		1000	1000
ES	998 (99.2)	8 (0.8)		1006	1006
FI	1001 (99.8)	2 (0.2)		1003	1003
FR	992 (99.2)	8 (0.8)		1000	1000
GB-GBN	993 (99.3)	7 (0.7)		1000	1000
GB-NIR	288 (99.0)	3 (1.0)		291	291
GR	988 (98.8)	12 (1.2)		1000	1000
HU	1007 (99.3)	7 (0.7)		1014	1014
IE	972 (99.7)	3 (0.3)		975	975
IT	1018 (98.0)	21 (2.0)		1039	1039
LT	1015 (98.9)	11 (1.1)		1026	1026
LU	497 (99.2)	4 (0.8)		501	501
LV	995 (99.5)	5 (0.5)		1000	1000
MT	498 (99.6)	2 (0.4)		500	500
NL	1017 (99.3)	7 (0.7)		1024	1024
PL	990 (99.0)	10 (1.0)		1000	1000
PT	1025 (98.0)	21 (2.0)		1046	1046
RO	994 (98.1)	19 (1.9)		1013	1013
SE	1007 (99.7)	3 (0.3)		1010	1010
SI	1010 (99.0)	10 (1.0)		1020	1020
SK	1032 (99.8)	2 (0.2)		1034	1034
N Sum	26349	225		26574	
N Valid Sum	26349	225			26574

v402 - QC6 CHEMIC PROD INSTR NECESSARY: DK

Q.C6

For which of the following chemical products do you think instructions are necessary in order to use them safely?

(SHOW CARD – READ OUT – ROTATE – MULTIPLE ANSWERS POSSIBLE)

Q.C6_9 DK

0 Not mentioned

1 Mentioned

v402 by v7, Absolute Values (Row Percent), weighted by v8

	v402	0	1	N Sum	N Valid Sum
v7					
AT	998 (98.8)	12 (1.2)		1010	1010
BE	1017 (99.7)	3 (0.3)		1020	1020
BG	980 (98.0)	20 (2.0)		1000	1000
CY	501 (100.0)			501	501
CZ	1004 (98.9)	11 (1.1)		1015	1015
DE-E	523 (98.7)	7 (1.3)		530	530
DE-W	974 (98.5)	15 (1.5)		989	989
DK	997 (99.0)	10 (1.0)		1007	1007
EE	988 (98.8)	12 (1.2)		1000	1000
ES	983 (97.7)	23 (2.3)		1006	1006
FI	1003 (100.0)			1003	1003
FR	977 (97.7)	23 (2.3)		1000	1000
GB-GBN	979 (97.9)	21 (2.1)		1000	1000
GB-NIR	280 (96.2)	11 (3.8)		291	291
GR	996 (99.6)	4 (0.4)		1000	1000
HU	1001 (98.7)	13 (1.3)		1014	1014
IE	950 (97.4)	25 (2.6)		975	975
IT	1012 (97.4)	27 (2.6)		1039	1039
LT	1007 (98.1)	19 (1.9)		1026	1026
LU	498 (99.4)	3 (0.6)		501	501
LV	988 (98.8)	12 (1.2)		1000	1000
MT	489 (97.8)	11 (2.2)		500	500
NL	1014 (99.0)	10 (1.0)		1024	1024
PL	972 (97.2)	28 (2.8)		1000	1000
PT	1017 (97.2)	29 (2.8)		1046	1046
RO	955 (94.3)	58 (5.7)		1013	1013
SE	1007 (99.7)	3 (0.3)		1010	1010
SI	1017 (99.7)	3 (0.3)		1020	1020
SK	1032 (99.8)	2 (0.2)		1034	1034
N Sum	26159	415		26574	
N Valid Sum	26159	415			26574

v403 - QC7 CHEMIC PROD READ INSTRUCTION: DIY/BUILDING

Q.C7

Before using any of the following products for the first time, how often do you read the safety instructions?

(SHOW CARD WITH SCALE – ONE ANSWER PER LINE – READ OUT – ROTATE)

Q.C7_1 DIY (Do It Yourself) products and building materials (e.g. paints, varnish)

- 1 Always
- 2 Most of the time
- 3 Sometimes
- 4 Never
- 5 Not applicable (SPONTANEOUS)
- 6 DK

v403 by v7, Absolute Values (Row Percent), weighted by v8

v7	v403	1	2	3	4	5	6	N Sum	N Valid Sum
						M	M		
AT	276 (31.8)	279 (32.1)	216 (24.9)	98 (11.3)	135	6		1010	869
BE	434 (45.3)	277 (28.9)	155 (16.2)	93 (9.7)	60	1		1020	959
BG	280 (31.9)	202 (23.0)	204 (23.2)	192 (21.9)	95	27		1000	878
CY	218 (52.4)	89 (21.4)	73 (17.5)	36 (8.7)	80	4		500	416
CZ	378 (41.7)	254 (28.0)	206 (22.7)	68 (7.5)	96	13		1015	906
DE-E	166 (34.4)	143 (29.6)	106 (21.9)	68 (14.1)	46	1		530	483
DE-W	324 (36.0)	264 (29.4)	198 (22.0)	113 (12.6)	82	8		989	899
DK	536 (55.5)	214 (22.2)	151 (15.6)	64 (6.6)	35	7		1007	965
EE	560 (63.3)	177 (20.0)	116 (13.1)	32 (3.6)	109	6		1000	885
ES	312 (34.6)	166 (18.4)	214 (23.8)	209 (23.2)	101	4		1006	901
FI	501 (53.8)	258 (27.7)	148 (15.9)	25 (2.7)	63	8		1003	932
FR	468 (53.4)	169 (19.3)	140 (16.0)	99 (11.3)	109	15		1000	876
GB-GBN	472 (50.9)	213 (23.0)	151 (16.3)	92 (9.9)	65	7		1000	928
GB-NIR	146 (53.9)	55 (20.3)	39 (14.4)	31 (11.4)	13	7		291	271
GR	234 (29.8)	212 (27.0)	222 (28.2)	118 (15.0)	209	4		999	786
HU	364 (41.6)	275 (31.4)	167 (19.1)	69 (7.9)	124	15		1014	875
IE	277 (31.4)	210 (23.8)	235 (26.6)	160 (18.1)	76	16		974	882
IT	324 (38.8)	199 (23.8)	161 (19.3)	152 (18.2)	187	16		1039	836
LT	448 (48.3)	221 (23.8)	193 (20.8)	66 (7.1)	85	13		1026	928
LU	227 (54.6)	71 (17.1)	65 (15.6)	53 (12.7)	77	8		501	416
LV	427 (48.2)	252 (28.5)	170 (19.2)	36 (4.1)	105	10		1000	885
MT	132 (32.8)	90 (22.3)	94 (23.3)	87 (21.6)	92	4		499	403
NL	405 (42.1)	256 (26.6)	195 (20.3)	105 (10.9)	61	2		1024	961
PL	298 (36.3)	255 (31.1)	189 (23.0)	78 (9.5)	161	19		1000	820
PT	200 (24.5)	257 (31.5)	222 (27.2)	136 (16.7)	224	7		1046	815
RO	251 (28.8)	234 (26.9)	285 (32.7)	101 (11.6)	107	36		1014	871
SE	455 (48.9)	215 (23.1)	190 (20.4)	71 (7.6)	76	2		1009	931
SI	390 (44.1)	213 (24.1)	183 (20.7)	98 (11.1)	125	10		1019	884
SK	321 (34.5)	265 (28.5)	243 (26.1)	102 (11.0)	98	6		1035	931
N Sum	9824	5985	4931	2652	2896	282		26570	
N Valid Sum	9824	5985	4931	2652					23392

v404 - QC7 CHEMIC PROD READ INSTRUCTION: DETERGENTS

Q.C7

Before using any of the following products for the first time, how often do you read the safety instructions?

(SHOW CARD WITH SCALE – ONE ANSWER PER LINE – READ OUT – ROTATE)

Q.C7_2 Every day detergents (e.g. washing powder, dish washing detergents)

- 1 Always
- 2 Most of the time
- 3 Sometimes
- 4 Never
- 5 Not applicable (SPONTANEOUS)
- 6 DK

v404 by v7, Absolute Values (Row Percent), weighted by v8

v7	v404	1	2	3	4	5	6	N Sum	N Valid Sum
						M	M		
AT	146 (15.2)	174 (18.1)	355 (36.9)	288 (29.9)	45	3		1011	963
BE	281 (27.9)	223 (22.1)	203 (20.1)	301 (29.9)	11	2		1021	1008
BG	157 (16.8)	143 (15.3)	278 (29.7)	358 (38.2)	36	29		1001	936
CY	168 (38.2)	82 (18.6)	84 (19.1)	106 (24.1)	57	3		500	440
CZ	177 (17.7)	174 (17.4)	326 (32.7)	321 (32.2)	13	4		1015	998
DE-E	106 (20.3)	89 (17.1)	185 (35.5)	141 (27.1)	7	2		530	521
DE-W	187 (19.3)	156 (16.1)	258 (26.7)	366 (37.8)	13	9		989	967
DK	268 (27.2)	150 (15.2)	275 (27.9)	294 (29.8)	14	6		1007	987
EE	397 (40.8)	192 (19.8)	252 (25.9)	131 (13.5)	22	5		999	972
ES	252 (25.5)	116 (11.7)	230 (23.3)	391 (39.5)	17			1006	989
FI	327 (33.1)	236 (23.9)	304 (30.8)	121 (12.2)	13	3		1004	988
FR	436 (44.9)	229 (23.6)	184 (19.0)	121 (12.5)	27	4		1001	970
GB-GBN	360 (36.8)	173 (17.7)	189 (19.3)	256 (26.2)	19	2		999	978
GB-NIR	116 (41.1)	38 (13.5)	67 (23.8)	61 (21.6)	10			292	282
GR	171 (19.0)	175 (19.5)	229 (25.5)	323 (36.0)	101	1		1000	898
HU	244 (24.8)	292 (29.7)	283 (28.8)	163 (16.6)	27	6		1015	982
IE	147 (15.9)	133 (14.4)	256 (27.7)	389 (42.1)	34	17		976	925
IT	262 (26.5)	241 (24.4)	262 (26.5)	223 (22.6)	42	9		1039	988
LT	353 (36.1)	211 (21.6)	262 (26.8)	151 (15.5)	43	7		1027	977
LU	179 (36.5)	82 (16.7)	126 (25.7)	104 (21.2)	7	3		501	491
LV	358 (37.0)	234 (24.2)	259 (26.8)	117 (12.1)	24	8		1000	968
MT	110 (23.3)	72 (15.2)	133 (28.1)	158 (33.4)	22	5		500	473
NL	185 (18.4)	124 (12.3)	283 (28.2)	413 (41.1)	16	3		1024	1005
PL	263 (27.3)	262 (27.2)	261 (27.1)	178 (18.5)	25	12		1001	964
PT	163 (17.2)	234 (24.7)	270 (28.5)	279 (29.5)	96	5		1047	946
RO	219 (23.2)	207 (22.0)	308 (32.7)	209 (22.2)	41	30		1014	943
SE	201 (20.2)	133 (13.4)	406 (40.8)	256 (25.7)	12	1		1009	996
SI	273 (28.2)	119 (12.3)	300 (31.0)	275 (28.4)	48	6		1021	967
SK	139 (13.8)	180 (17.9)	317 (31.5)	369 (36.7)	29	1		1035	1005
N Sum	6645	4874	7145	6863	871	186		26584	
N Valid Sum	6645	4874	7145	6863					25527

v405 - QC7 CHEMIC PROD READ INSTRUCTION: OTHER CLEANING

Q.C7

Before using any of the following products for the first time, how often do you read the safety instructions?

(SHOW CARD WITH SCALE – ONE ANSWER PER LINE – READ OUT – ROTATE)

Q.C7_3 Other cleaning products (e.g. drain cleaners, oven cleaners)

- 1 Always
- 2 Most of the time
- 3 Sometimes
- 4 Never
- 5 Not applicable (SPONTANEOUS)
- 6 DK

v405 by v7, Absolute Values (Row Percent), weighted by v8

v7	v405	1	2	3	4	5	6	N Sum	N Valid Sum
						M	M		
AT	362 (39.7)	261 (28.6)	212 (23.2)	77 (8.4)	91	8		1011	912
BE	555 (55.9)	259 (26.1)	118 (11.9)	60 (6.0)	28	1		1021	992
BG	358 (38.6)	242 (26.1)	194 (20.9)	134 (14.4)	50	21		999	928
CY	219 (50.1)	111 (25.4)	61 (14.0)	46 (10.5)	59	6		502	437
CZ	450 (46.1)	302 (30.9)	167 (17.1)	58 (5.9)	31	7		1015	977
DE-E	225 (45.3)	136 (27.4)	90 (18.1)	46 (9.3)	32	1		530	497
DE-W	391 (42.0)	256 (27.5)	190 (20.4)	94 (10.1)	50	8		989	931
DK	543 (55.7)	234 (24.0)	140 (14.4)	57 (5.9)	28	6		1008	974
EE	522 (60.0)	181 (20.8)	132 (15.2)	35 (4.0)	121	9		1000	870
ES	379 (39.0)	161 (16.6)	241 (24.8)	190 (19.6)	33	2		1006	971
FI	512 (52.2)	264 (26.9)	178 (18.1)	27 (2.8)	17	5		1003	981
FR	562 (60.8)	196 (21.2)	112 (12.1)	54 (5.8)	66	9		999	924
GB-GBN	590 (60.7)	190 (19.5)	137 (14.1)	55 (5.7)	23	5		1000	972
GB-NIR	170 (59.9)	60 (21.1)	35 (12.3)	19 (6.7)	8			292	284
GR	304 (35.1)	243 (28.1)	202 (23.4)	116 (13.4)	135	2		1002	865
HU	409 (42.0)	308 (31.7)	190 (19.5)	66 (6.8)	34	7		1014	973
IE	357 (40.2)	224 (25.3)	183 (20.6)	123 (13.9)	68	20		975	887
IT	377 (38.9)	249 (25.7)	220 (22.7)	123 (12.7)	62	8		1039	969
LT	424 (45.5)	207 (22.2)	217 (23.3)	84 (9.0)	80	13		1025	932
LU	285 (60.9)	92 (19.7)	65 (13.9)	26 (5.6)	30	3		501	468
LV	436 (50.2)	233 (26.8)	164 (18.9)	36 (4.1)	121	9		999	869
MT	141 (31.2)	86 (19.0)	112 (24.8)	113 (25.0)	43	6		501	452
NL	592 (61.0)	228 (23.5)	109 (11.2)	41 (4.2)	53	1		1024	970
PL	371 (41.4)	275 (30.7)	173 (19.3)	77 (8.6)	88	16		1000	896
PT	206 (22.8)	274 (30.3)	272 (30.1)	152 (16.8)	135	6		1045	904
RO	276 (32.3)	229 (26.8)	225 (26.3)	125 (14.6)	104	54		1013	855
SE	552 (58.0)	197 (20.7)	164 (17.2)	39 (4.1)	56	1		1009	952
SI	378 (41.2)	211 (23.0)	213 (23.2)	116 (12.6)	90	11		1019	918
SK	341 (35.7)	280 (29.3)	233 (24.4)	101 (10.6)	76	2		1033	955
N Sum	11287	6189	4749	2290	1812	247		26574	
N Valid Sum	11287	6189	4749	2290					24515

v406 - QC7 CHEMIC PROD READ INSTRUCTION: CAR CARE

Q.C7

Before using any of the following products for the first time, how often do you read the safety instructions?

(SHOW CARD WITH SCALE – ONE ANSWER PER LINE – READ OUT – ROTATE)

Q.C7_4 Car / Vehicle care products (e.g. car wax, lubricating oils, wheel cleaners)

- 1 Always
- 2 Most of the time
- 3 Sometimes
- 4 Never
- 5 Not applicable (SPONTANEOUS)
- 6 DK

v406 by v7, Absolute Values (Row Percent), weighted by v8

v7	v406	1	2	3	4	5	6	N Sum	N Valid Sum
						M	M		
AT	205 (26.7)	229 (29.8)	222 (28.9)	112 (14.6)	232	12		1012	768
BE	306 (34.7)	216 (24.5)	177 (20.0)	184 (20.8)	134	3		1020	883
BG	176 (28.5)	130 (21.1)	139 (22.5)	172 (27.9)	335	48		1000	617
CY	170 (49.7)	63 (18.4)	55 (16.1)	54 (15.8)	152	8		502	342
CZ	266 (31.0)	237 (27.7)	210 (24.5)	144 (16.8)	143	15		1015	857
DE-E	123 (28.9)	97 (22.8)	97 (22.8)	108 (25.4)	101	5		531	425
DE-W	237 (29.1)	202 (24.8)	197 (24.2)	178 (21.9)	164	10		988	814
DK	348 (44.2)	148 (18.8)	143 (18.1)	149 (18.9)	210	8		1006	788
EE	417 (58.1)	143 (19.9)	116 (16.2)	42 (5.8)	260	22		1000	718
ES	243 (29.0)	135 (16.1)	173 (20.6)	287 (34.2)	163	6		1007	838
FI	357 (42.6)	230 (27.4)	194 (23.2)	57 (6.8)	153	12		1003	838
FR	310 (43.1)	150 (20.8)	99 (13.8)	161 (22.4)	264	16		1000	720
GB-GBN	404 (47.5)	151 (17.7)	146 (17.2)	150 (17.6)	143	6		1000	851
GB-NIR	129 (50.6)	34 (13.3)	54 (21.2)	38 (14.9)	28	8		291	255
GR	199 (29.7)	157 (23.5)	159 (23.8)	154 (23.0)	324	7		1000	669
HU	236 (32.7)	224 (31.0)	142 (19.7)	120 (16.6)	261	31		1014	722
IE	198 (26.2)	131 (17.3)	186 (24.6)	242 (32.0)	190	28		975	757
IT	251 (32.2)	188 (24.1)	165 (21.2)	175 (22.5)	242	17		1038	779
LT	321 (43.9)	177 (24.2)	146 (20.0)	87 (11.9)	240	55		1026	731
LU	153 (43.5)	49 (13.9)	74 (21.0)	76 (21.6)	129	20		501	352
LV	322 (47.2)	174 (25.5)	134 (19.6)	52 (7.6)	294	24		1000	682
MT	110 (29.1)	71 (18.8)	80 (21.2)	117 (31.0)	115	6		499	378
NL	263 (31.6)	171 (20.5)	192 (23.0)	207 (24.8)	188	4		1025	833
PL	233 (33.4)	203 (29.1)	158 (22.7)	103 (14.8)	283	20		1000	697
PT	149 (20.9)	213 (29.9)	190 (26.7)	160 (22.5)	329	5		1046	712
RO	200 (29.7)	158 (23.4)	166 (24.6)	150 (22.3)	270	70		1014	674
SE	329 (39.1)	168 (20.0)	235 (27.9)	109 (13.0)	167	2		1010	841
SI	293 (35.9)	161 (19.7)	206 (25.2)	157 (19.2)	183	20		1020	817
SK	210 (26.0)	239 (29.6)	212 (26.2)	147 (18.2)	216	10		1034	808
N Sum	7158	4649	4467	3892	5913	498		26577	
N Valid Sum	7158	4649	4467	3892					20166

v407 - QC7 CHEMIC PROD READ INSTRUCTION: GARDENING

Q.C7

Before using any of the following products for the first time, how often do you read the safety instructions?

(SHOW CARD WITH SCALE – ONE ANSWER PER LINE – READ OUT – ROTATE)

Q.C7_5 Gardening products (e.g. fertilizers, plant conditioners)

- 1 Always
- 2 Most of the time
- 3 Sometimes
- 4 Never
- 5 Not applicable (SPONTANEOUS)
- 6 DK

v407 by v7, Absolute Values (Row Percent), weighted by v8

v7	v407	1	2	3	4	5	6	N Sum	N Valid Sum
						M	M		
AT	292 (38.5)	206 (27.1)	166 (21.9)	95 (12.5)	240	10		1009	759
BE	455 (48.9)	249 (26.7)	136 (14.6)	91 (9.8)	88	1		1020	931
BG	307 (42.6)	164 (22.8)	132 (18.3)	117 (16.3)	257	23		1000	720
CY	224 (59.3)	68 (18.0)	52 (13.8)	34 (9.0)	118	6		502	378
CZ	487 (53.5)	241 (26.5)	124 (13.6)	58 (6.4)	97	8		1015	910
DE-E	177 (43.0)	108 (26.2)	80 (19.4)	47 (11.4)	115	4		531	412
DE-W	329 (41.4)	236 (29.7)	128 (16.1)	101 (12.7)	182	13		989	794
DK	464 (53.0)	199 (22.7)	130 (14.8)	83 (9.5)	123	7		1006	876
EE	504 (65.1)	140 (18.1)	102 (13.2)	28 (3.6)	206	20		1000	774
ES	280 (33.6)	127 (15.2)	183 (22.0)	243 (29.2)	170	3		1006	833
FI	433 (47.3)	248 (27.1)	186 (20.3)	48 (5.2)	76	13		1004	915
FR	462 (57.1)	154 (19.0)	102 (12.6)	91 (11.2)	179	12		1000	809
GB-GBN	519 (57.9)	200 (22.3)	112 (12.5)	66 (7.4)	95	7		999	897
GB-NIR	166 (64.1)	43 (16.6)	36 (13.9)	14 (5.4)	27	4		290	259
GR	278 (34.1)	225 (27.6)	208 (25.5)	105 (12.9)	180	3		999	816
HU	476 (54.5)	235 (26.9)	103 (11.8)	60 (6.9)	124	16		1014	874
IE	383 (45.8)	192 (22.9)	146 (17.4)	116 (13.9)	115	23		975	837
IT	312 (38.2)	193 (23.7)	169 (20.7)	142 (17.4)	209	15		1040	816
LT	438 (51.2)	190 (22.2)	162 (18.9)	66 (7.7)	154	17		1027	856
LU	221 (55.3)	75 (18.8)	59 (14.8)	45 (11.3)	90	11		501	400
LV	403 (51.9)	195 (25.1)	133 (17.1)	46 (5.9)	212	10		999	777
MT	114 (31.4)	82 (22.6)	78 (21.5)	89 (24.5)	130	7		500	363
NL	410 (45.9)	222 (24.9)	155 (17.4)	106 (11.9)	129	2		1024	893
PL	344 (43.2)	240 (30.1)	136 (17.1)	77 (9.7)	192	12		1001	797
PT	201 (25.7)	229 (29.2)	229 (29.2)	124 (15.8)	258	6		1047	783
RO	283 (34.6)	213 (26.0)	203 (24.8)	120 (14.7)	149	44		1012	819
SE	401 (45.3)	185 (20.9)	194 (21.9)	105 (11.9)	125	1		1011	885
SI	385 (45.5)	209 (24.7)	155 (18.3)	98 (11.6)	158	15		1020	847
SK	466 (51.2)	251 (27.6)	140 (15.4)	53 (5.8)	120	4		1034	910
N Sum	10214	5319	3939	2468	4318	317		26575	
N Valid Sum	10214	5319	3939	2468					21940

v408 - QC7 CHEMIC PROD READ INSTRUCTION: PESTIC/INSECTIC

Q.C7

Before using any of the following products for the first time, how often do you read the safety instructions?

(SHOW CARD WITH SCALE – ONE ANSWER PER LINE – READ OUT – ROTATE)

Q.C7_6 Pesticides and insecticides (e.g. weed killers, vermin and pest control)

- 1 Always
- 2 Most of the time
- 3 Sometimes
- 4 Never
- 5 Not applicable (SPONTANEOUS)
- 6 DK

v408 by v7, Absolute Values (Row Percent), weighted by v8

v7	v408	1	2	3	4	5	6	N Sum	N Valid Sum
						M	M		
AT	396 (52.9)	166 (22.2)	130 (17.4)	56 (7.5)	247	15	1010	748	
BE	605 (63.2)	202 (21.1)	95 (9.9)	56 (5.8)	61	1	1020	958	
BG	367 (51.8)	136 (19.2)	110 (15.5)	96 (13.5)	260	30	999	709	
CY	267 (69.5)	64 (16.7)	31 (8.1)	22 (5.7)	111	5	500	384	
CZ	592 (65.5)	182 (20.1)	82 (9.1)	48 (5.3)	104	7	1015	904	
DE-E	303 (75.0)	50 (12.4)	28 (6.9)	23 (5.7)	120	4	528	404	
DE-W	539 (67.9)	159 (20.0)	59 (7.4)	37 (4.7)	184	12	990	794	
DK	689 (78.7)	114 (13.0)	45 (5.1)	27 (3.1)	125	7	1007	875	
EE	564 (71.5)	120 (15.2)	67 (8.5)	38 (4.8)	198	13	1000	789	
ES	356 (40.0)	164 (18.4)	185 (20.8)	184 (20.7)	114	3	1006	889	
FI	598 (64.7)	219 (23.7)	89 (9.6)	18 (1.9)	70	9	1003	924	
FR	542 (66.1)	128 (15.6)	83 (10.1)	67 (8.2)	169	10	999	820	
GB-GBN	666 (74.9)	119 (13.4)	59 (6.6)	45 (5.1)	105	6	1000	889	
GB-NIR	197 (74.9)	38 (14.4)	22 (8.4)	6 (2.3)	26	3	292	263	
GR	431 (53.1)	215 (26.5)	112 (13.8)	54 (6.7)	185	4	1001	812	
HU	592 (63.9)	228 (24.6)	71 (7.7)	35 (3.8)	74	13	1013	926	
IE	513 (60.6)	177 (20.9)	80 (9.4)	77 (9.1)	110	19	976	847	
IT	429 (50.0)	199 (23.2)	138 (16.1)	92 (10.7)	173	8	1039	858	
LT	473 (58.5)	157 (19.4)	124 (15.3)	55 (6.8)	189	28	1026	809	
LU	293 (71.3)	60 (14.6)	36 (8.8)	22 (5.4)	80	10	501	411	
LV	466 (64.6)	156 (21.6)	78 (10.8)	21 (2.9)	255	23	999	721	
MT	145 (39.7)	67 (18.4)	64 (17.5)	89 (24.4)	129	5	499	365	
NL	706 (79.3)	114 (12.8)	40 (4.5)	30 (3.4)	131	4	1025	890	
PL	389 (52.1)	191 (25.6)	98 (13.1)	68 (9.1)	238	15	999	746	
PT	295 (35.6)	241 (29.1)	185 (22.3)	107 (12.9)	212	6	1046	828	
RO	379 (44.4)	220 (25.8)	173 (20.3)	82 (9.6)	111	47	1012	854	
SE	721 (77.2)	118 (12.6)	70 (7.5)	25 (2.7)	75	2	1011	934	
SI	519 (60.1)	190 (22.0)	94 (10.9)	61 (7.1)	144	13	1021	864	
SK	540 (60.3)	204 (22.8)	105 (11.7)	47 (5.2)	128	9	1033	896	
N Sum	13572	4398	2553	1588	4128	331	26570		
N Valid Sum	13572	4398	2553	1588				22111	

v409 - QC8 CHEMIC PROD FOLLOW INSTRUCT: DIY/BUILDING

Q.C8

ASK Q.C8 IF "READ THE INSTRUCTIONS", CODE 1 TO 3 IN THE EQUIVALENT ITEM IN Q.C7 – OTHERS GO TO Q.C9

For each of the following products, when you read the safety instructions, to what extent do you follow these instructions?

(SHOW CARD WITH SCALE – ONE ANSWER PER LINE – READ OUT – ROTATE)

Q.C8_1 DIY (Do It Yourself) products and building materials (e.g. paints, varnish)

- 1 Fully
- 2 Partially
- 3 Not at all
- 4 DK
- 9 Inap. Not read instruction of DIY products (not coded 1 to 3 in V403)

v409 by v7, Absolute Values (Row Percent), weighted by v8

v409	1	2	3	4	9	N Sum	N Valid Sum
v7				M	M		
AT	387 (50.7)	339 (44.4)	38 (5.0)	6	240	1010	764
BE	531 (61.5)	305 (35.3)	27 (3.1)	4	153	1020	863
BG	434 (63.4)	246 (35.9)	5 (0.7)	2	314	1001	685
CY	218 (57.5)	153 (40.4)	8 (2.1)	1	121	501	379
CZ	507 (61.0)	295 (35.5)	29 (3.5)	8	177	1016	831
DE-E	220 (53.1)	180 (43.5)	14 (3.4)	1	115	530	414
DE-W	425 (54.5)	337 (43.2)	18 (2.3)	5	204	989	780
DK	495 (55.1)	397 (44.2)	6 (0.7)	3	106	1007	898
EE	494 (58.4)	340 (40.2)	12 (1.4)	7	147	1000	846
ES	358 (52.5)	301 (44.1)	23 (3.4)	10	314	1006	682
FI	520 (57.6)	367 (40.7)	15 (1.7)	5	96	1003	902
FR	459 (59.3)	293 (37.9)	22 (2.8)	5	222	1001	774
GB-GBN	528 (64.2)	255 (31.0)	40 (4.9)	13	164	1000	823
GB-NIR	151 (63.2)	85 (35.6)	3 (1.3)	1	52	292	239
GR	387 (58.5)	240 (36.3)	34 (5.1)	6	332	999	661
HU	469 (58.8)	295 (37.0)	34 (4.3)	8	208	1014	798
IE	361 (50.8)	339 (47.7)	10 (1.4)	11	253	974	710
IT	441 (66.8)	183 (27.7)	36 (5.5)	24	355	1039	660
LT	375 (43.8)	461 (53.9)	20 (2.3)	5	164	1025	856
LU	221 (62.1)	126 (35.4)	9 (2.5)	7	138	501	356
LV	411 (49.0)	420 (50.1)	7 (0.8)	11	151	1000	838
MT	213 (67.4)	98 (31.0)	5 (1.6)	1	183	500	316
NL	456 (53.6)	363 (42.7)	31 (3.6)	6	168	1024	850
PL	365 (50.0)	331 (45.3)	34 (4.7)	12	258	1000	730
PT	294 (43.9)	322 (48.1)	53 (7.9)	10	367	1046	669
RO	378 (50.2)	362 (48.1)	13 (1.7)	17	243	1013	753
SE	503 (59.1)	334 (39.2)	14 (1.6)	9	150	1010	851
SI	506 (65.0)	266 (34.1)	7 (0.9)	8	234	1021	779
SK	452 (55.1)	350 (42.6)	19 (2.3)	8	205	1034	821
N Sum	11559	8383	586	214	5834	26576	
N Valid Sum	11559	8383	586				20528

v410 - QC8 CHEMIC PROD FOLLOW INSTRUCT: DETERGENTS

Q.C8

ASK Q.C8 IF "READ THE INSTRUCTIONS", CODE 1 TO 3 IN THE EQUIVALENT ITEM IN Q.C7 – OTHERS GO TO Q.C9

For each of the following products, when you read the safety instructions, to what extent do you follow these instructions?

(SHOW CARD WITH SCALE – ONE ANSWER PER LINE – READ OUT – ROTATE)

Q.C8_2 Every day detergents (e.g. washing powder, dish washing detergents)

- 1 Fully
- 2 Partially
- 3 Not at all
- 4 DK
- 9 Inap. Not read instruction of detergents (not coded 1 to 3 in V404)

v410 by v7, Absolute Values (Row Percent), weighted by v8

	v410	1	2	3	4	9	N Sum	N Valid Sum
v7								
					M	M		
AT	234 (35.2)	365 (54.9)	66 (9.9)	9	335	1009	665	
BE	359 (50.8)	305 (43.2)	42 (5.9)		314	1020	706	
BG	311 (55.0)	241 (42.7)	13 (2.3)	13	422	1000	565	
CY	187 (56.2)	126 (37.8)	20 (6.0)	2	166	501	333	
CZ	292 (43.3)	324 (48.0)	59 (8.7)	1	338	1014	675	
DE-E	153 (40.4)	169 (44.6)	57 (15.0)	2	149	530	379	
DE-W	237 (39.4)	305 (50.7)	59 (9.8)	1	387	989	601	
DK	295 (42.9)	361 (52.5)	31 (4.5)	5	315	1007	687	
EE	378 (45.2)	421 (50.3)	38 (4.5)	5	158	1000	837	
ES	295 (49.6)	266 (44.7)	34 (5.7)	3	408	1006	595	
FI	352 (40.6)	482 (55.7)	32 (3.7)	1	137	1004	866	
FR	485 (57.5)	330 (39.1)	28 (3.3)	5	152	1000	843	
GB-GBN	409 (56.6)	266 (36.8)	47 (6.5)		277	999	722	
GB-NIR	123 (56.2)	78 (35.6)	18 (8.2)	1	70	290	219	
GR	290 (50.5)	241 (42.0)	43 (7.5)	2	425	1001	574	
HU	397 (48.6)	386 (47.2)	34 (4.2)	3	195	1015	817	
IE	246 (46.6)	250 (47.3)	32 (6.1)	8	439	975	528	
IT	405 (53.8)	289 (38.4)	59 (7.8)	12	274	1039	753	
LT	305 (37.1)	486 (59.1)	32 (3.9)	2	201	1026	823	
LU	199 (51.4)	171 (44.2)	17 (4.4)	1	114	502	387	
LV	339 (40.1)	472 (55.9)	34 (4.0)	6	149	1000	845	
MT	183 (58.3)	119 (37.9)	12 (3.8)	1	185	500	314	
NL	221 (37.5)	296 (50.2)	73 (12.4)	2	431	1023	590	
PL	332 (42.9)	399 (51.6)	43 (5.6)	11	215	1000	774	
PT	203 (30.5)	383 (57.6)	79 (11.9)	2	379	1046	665	
RO	355 (49.4)	334 (46.5)	29 (4.0)	14	280	1012	718	
SE	339 (46.0)	349 (47.4)	49 (6.6)	4	269	1010	737	
SI	368 (53.6)	295 (42.9)	24 (3.5)	5	328	1020	687	
SK	257 (40.6)	319 (50.4)	57 (9.0)	2	398	1033	633	
N Sum	8549	8828	1161	123	7910	26571		
N Valid Sum	8549	8828	1161				18538	

v411 - QC8 CHEMIC PROD FOLLOW INSTRUCT: OTHER CLEANING

Q.C8

ASK Q.C8 IF "READ THE INSTRUCTIONS", CODE 1 TO 3 IN THE EQUIVALENT ITEM IN Q.C7 – OTHERS GO TO Q.C9

For each of the following products, when you read the safety instructions, to what extent do you follow these instructions?

(SHOW CARD WITH SCALE – ONE ANSWER PER LINE – READ OUT – ROTATE)

Q.C8_3 Other cleaning products (e.g. drain cleaners, oven cleaners)

- 1 Fully
- 2 Partially
- 3 Not at all
- 4 DK
- 9 Inap. Not read instruction of other cleaning products (not coded 1 to 3 in V405)

v411 by v7, Absolute Values (Row Percent), weighted by v8

v7	v411	1	2	3	4	9	N Sum	N Valid Sum
					M	M		
AT	484 (58.7)	308 (37.4)	32 (3.9)	10	176		1010	824
BE	641 (69.0)	266 (28.6)	22 (2.4)	2	88		1019	929
BG	549 (70.0)	231 (29.5)	4 (0.5)	11	206		1001	784
CY	235 (60.7)	141 (36.4)	11 (2.8)	3	111		501	387
CZ	638 (69.7)	248 (27.1)	29 (3.2)	5	96		1016	915
DE-E	289 (64.4)	151 (33.6)	9 (2.0)	2	79		530	449
DE-W	525 (63.4)	286 (34.5)	17 (2.1)	10	151		989	828
DK	620 (68.1)	279 (30.7)	11 (1.2)	7	91		1008	910
EE	472 (57.7)	336 (41.1)	10 (1.2)	18	164		1000	818
ES	419 (53.9)	333 (42.9)	25 (3.2)	4	226		1007	777
FI	587 (61.6)	353 (37.0)	13 (1.4)	2	49		1004	953
FR	596 (69.0)	255 (29.5)	13 (1.5)	6	130		1000	864
GB-GBN	655 (71.9)	232 (25.5)	24 (2.6)	7	83		1001	911
GB-NIR	191 (72.6)	69 (26.2)	3 (1.1)	1	27		291	263
GR	447 (59.8)	269 (36.0)	31 (4.1)	2	252		1001	747
HU	534 (59.1)	339 (37.5)	31 (3.4)	3	107		1014	904
IE	501 (66.1)	243 (32.1)	14 (1.8)	5	211		974	758
IT	535 (64.5)	245 (29.5)	50 (6.0)	15	193		1038	830
LT	351 (41.7)	460 (54.7)	30 (3.6)	8	177		1026	841
LU	294 (67.3)	131 (30.0)	12 (2.7)	5	59		501	437
LV	417 (50.9)	394 (48.1)	8 (1.0)	14	166		999	819
MT	226 (67.1)	101 (30.0)	10 (3.0)	2	161		500	337
NL	652 (70.9)	253 (27.5)	15 (1.6)	8	95		1023	920
PL	459 (56.8)	324 (40.1)	25 (3.1)	10	181		999	808
PT	284 (38.1)	404 (54.2)	58 (7.8)	7	294		1047	746
RO	414 (57.7)	282 (39.3)	22 (3.1)	12	283		1013	718
SE	581 (64.1)	309 (34.1)	17 (1.9)	6	97		1010	907
SI	507 (63.7)	282 (35.4)	7 (0.9)	7	217		1020	796
SK	477 (56.2)	350 (41.2)	22 (2.6)	5	180		1034	849
N Sum	13580	7874	575	197	4350		26576	
N Valid Sum	13580	7874	575					22029

v412 - QC8 CHEMIC PROD FOLLOW INSTRUCT: CAR CARE

Q.C8

ASK Q.C8 IF "READ THE INSTRUCTIONS", CODE 1 TO 3 IN THE EQUIVALENT ITEM IN Q.C7 – OTHERS GO TO Q.C9

For each of the following products, when you read the safety instructions, to what extent do you follow these instructions?

(SHOW CARD WITH SCALE – ONE ANSWER PER LINE – READ OUT – ROTATE)

Q.C8_4 Car / Vehicle care products (e.g. car wax, lubricating oils, wheel cleaners)

- 1 Fully
- 2 Partially
- 3 Not at all
- 4 DK
- 9 Inap. Not read instruction of car care products (not coded 1 to 3 in V406)

v412 by v7, Absolute Values (Row Percent), weighted by v8

v7	v412	1	2	3	4	9	N Sum	N Valid Sum
					M	M		
AT	301 (46.7)	312 (48.4)	31 (4.8)	11	355	1010	644	
BE	401 (57.8)	242 (34.9)	51 (7.3)	5	321	1020	694	
BG	264 (60.3)	172 (39.3)	2 (0.5)	7	554	999	438	
CY	168 (58.9)	107 (37.5)	10 (3.5)	2	214	501	285	
CZ	389 (55.0)	283 (40.0)	35 (5.0)	7	302	1016	707	
DE-E	159 (51.5)	134 (43.4)	16 (5.2)	8	213	530	309	
DE-W	308 (48.8)	293 (46.4)	30 (4.8)	5	352	988	631	
DK	341 (54.7)	258 (41.4)	24 (3.9)	16	368	1007	623	
EE	367 (55.5)	284 (43.0)	10 (1.5)	15	324	1000	661	
ES	277 (51.0)	241 (44.4)	25 (4.6)	7	456	1006	543	
FI	361 (47.3)	378 (49.5)	25 (3.3)	17	222	1003	764	
FR	341 (62.1)	191 (34.8)	17 (3.1)	9	441	999	549	
GB-GBN	428 (62.1)	238 (34.5)	23 (3.3)	12	299	1000	689	
GB-NIR	126 (58.9)	87 (40.7)	1 (0.5)	2	74	290	214	
GR	289 (56.8)	185 (36.3)	35 (6.9)	5	485	999	509	
HU	306 (52.0)	250 (42.4)	33 (5.6)	14	412	1015	589	
IE	268 (52.9)	221 (43.6)	18 (3.6)	9	460	976	507	
IT	346 (59.1)	195 (33.3)	44 (7.5)	20	435	1040	585	
LT	275 (43.2)	342 (53.8)	19 (3.0)	7	383	1026	636	
LU	145 (52.9)	114 (41.6)	15 (5.5)	2	224	500	274	
LV	293 (48.0)	306 (50.2)	11 (1.8)	20	370	1000	610	
MT	167 (64.2)	88 (33.8)	5 (1.9)	1	238	499	260	
NL	272 (44.4)	306 (50.0)	34 (5.6)	13	398	1023	612	
PL	271 (46.2)	292 (49.8)	23 (3.9)	8	406	1000	586	
PT	215 (39.2)	280 (51.1)	53 (9.7)	3	494	1045	548	
RO	295 (57.7)	200 (39.1)	16 (3.1)	12	490	1013	511	
SE	396 (54.8)	312 (43.2)	14 (1.9)	9	278	1009	722	
SI	412 (63.5)	231 (35.6)	6 (0.9)	12	359	1020	649	
SK	338 (51.5)	306 (46.6)	12 (1.8)	4	373	1033	656	
N Sum	8519	6848	638	262	10300	26567		
N Valid Sum	8519	6848	638				16005	

v413 - QC8 CHEMIC PROD FOLLOW INSTRUCT: GARDENING

Q.C8

ASK Q.C8 IF "READ THE INSTRUCTIONS", CODE 1 TO 3 IN THE EQUIVALENT ITEM IN Q.C7 – OTHERS GO TO Q.C9

For each of the following products, when you read the safety instructions, to what extent do you follow these instructions?

(SHOW CARD WITH SCALE – ONE ANSWER PER LINE – READ OUT – ROTATE)

Q.C8_5 Gardening products (e.g. fertilizers, plant conditioners)

- 1 Fully
- 2 Partially
- 3 Not at all
- 4 DK
- 9 Inap. Not read instruction of gardening products (not coded 1 to 3 in V407)

v413 by v7, Absolute Values (Row Percent), weighted by v8

v7	v413	1	2	3	4	9	N Sum	N Valid Sum
					M	M		
AT	391 (59.6)	231 (35.2)	34 (5.2)	8	346	1010	656	
BE	532 (63.6)	277 (33.1)	28 (3.3)	3	180	1020	837	
BG	421 (71.2)	164 (27.7)	6 (1.0)	12	397	1000	591	
CY	242 (70.8)	94 (27.5)	6 (1.8)	1	158	501	342	
CZ	610 (72.4)	216 (25.6)	17 (2.0)	9	163	1015	843	
DE-E	225 (62.5)	119 (33.1)	16 (4.4)	5	166	531	360	
DE-W	436 (63.8)	226 (33.1)	21 (3.1)	10	296	989	683	
DK	484 (61.1)	287 (36.2)	21 (2.7)	3	213	1008	792	
EE	450 (61.5)	274 (37.4)	8 (1.1)	15	254	1001	732	
ES	318 (54.8)	248 (42.8)	14 (2.4)	10	416	1006	580	
FI	430 (50.2)	388 (45.3)	39 (4.6)	8	137	1002	857	
FR	474 (66.9)	221 (31.2)	14 (2.0)	10	282	1001	709	
GB-GBN	570 (69.3)	232 (28.2)	20 (2.4)	9	169	1000	822	
GB-NIR	163 (66.8)	79 (32.4)	2 (0.8)	2	46	292	244	
GR	429 (60.5)	253 (35.7)	27 (3.8)	3	289	1001	709	
HU	579 (71.6)	211 (26.1)	19 (2.3)	5	200	1014	809	
IE	501 (70.3)	202 (28.3)	10 (1.4)	9	253	975	713	
IT	441 (67.1)	176 (26.8)	40 (6.1)	17	366	1040	657	
LT	364 (47.0)	382 (49.4)	28 (3.6)	14	237	1025	774	
LU	233 (66.6)	113 (32.3)	4 (1.1)	6	145	501	350	
LV	367 (51.5)	336 (47.2)	9 (1.3)	19	268	999	712	
MT	183 (67.3)	81 (29.8)	8 (2.9)	2	226	500	272	
NL	457 (59.1)	293 (37.9)	23 (3.0)	14	237	1024	773	
PL	396 (55.5)	287 (40.3)	30 (4.2)	6	281	1000	713	
PT	280 (42.9)	318 (48.7)	55 (8.4)	6	387	1046	653	
RO	430 (63.1)	235 (34.5)	16 (2.3)	18	314	1013	681	
SE	452 (58.5)	304 (39.4)	16 (2.1)	8	230	1010	772	
SI	512 (69.4)	219 (29.7)	7 (0.9)	11	271	1020	738	
SK	577 (67.6)	265 (31.1)	11 (1.3)	4	177	1034	853	
N Sum	11947	6731	549	247	7104	26578		
N Valid Sum	11947	6731	549				19227	

v414 - QC8 CHEMIC PROD FOLLOW INSTRUCT: PESTIC/INSECTIC

Q.C8

ASK Q.C8 IF "READ THE INSTRUCTIONS", CODE 1 TO 3 IN THE EQUIVALENT ITEM IN Q.C7 – OTHERS GO TO Q.C9

For each of the following products, when you read the safety instructions, to what extent do you follow these instructions?

(SHOW CARD WITH SCALE – ONE ANSWER PER LINE – READ OUT – ROTATE)

Q.C8_6 Pesticides and insecticides (e.g. weed killers, vermin and pest control)

- 1 Fully
- 2 Partially
- 3 Not at all
- 4 DK
- 9 Inap. Not read instruction of pesticides (not coded 1 to 3 in V408)

v414 by v7, Absolute Values (Row Percent), weighted by v8

v7	v414	1	2	3	4	9	N Sum	N Valid Sum
					M	M		
AT	497 (73.0)	165 (24.2)	19 (2.8)	12	317	1010	681	
BE	694 (77.5)	178 (19.9)	23 (2.6)	7	118	1020	895	
BG	472 (77.6)	128 (21.1)	8 (1.3)	5	387	1000	608	
CY	280 (77.1)	81 (22.3)	2 (0.6)		138	501	363	
CZ	692 (81.8)	137 (16.2)	17 (2.0)	10	160	1016	846	
DE-E	309 (81.3)	64 (16.8)	7 (1.8)	3	148	531	380	
DE-W	597 (79.2)	143 (19.0)	14 (1.9)	4	232	990	754	
DK	686 (81.4)	150 (17.8)	7 (0.8)	5	159	1007	843	
EE	494 (68.2)	222 (30.7)	8 (1.1)	28	249	1001	724	
ES	426 (61.7)	251 (36.4)	13 (1.9)	15	301	1006	690	
FI	651 (72.9)	236 (26.4)	6 (0.7)	13	97	1003	893	
FR	549 (73.9)	185 (24.9)	9 (1.2)	10	247	1000	743	
GB-GBN	672 (80.2)	153 (18.3)	13 (1.6)	6	156	1000	838	
GB-NIR	205 (80.1)	51 (19.9)		2	34	292	256	
GR	573 (76.5)	156 (20.8)	20 (2.7)	8	243	1000	749	
HU	683 (77.3)	188 (21.3)	13 (1.5)	8	123	1015	884	
IE	616 (81.1)	139 (18.3)	5 (0.7)	10	206	976	760	
IT	559 (74.7)	147 (19.7)	42 (5.6)	18	274	1040	748	
LT	407 (54.8)	317 (42.7)	19 (2.6)	11	272	1026	743	
LU	297 (77.1)	82 (21.3)	6 (1.6)	4	113	502	385	
LV	444 (65.6)	225 (33.2)	8 (1.2)	23	299	999	677	
MT	201 (73.1)	69 (25.1)	5 (1.8)	3	223	501	275	
NL	733 (86.1)	111 (13.0)	7 (0.8)	8	164	1023	851	
PL	424 (62.8)	232 (34.4)	19 (2.8)	4	321	1000	675	
PT	371 (51.7)	307 (42.8)	40 (5.6)	2	325	1045	718	
RO	526 (69.4)	220 (29.0)	12 (1.6)	16	240	1014	758	
SE	724 (81.2)	160 (17.9)	8 (0.9)	16	102	1010	892	
SI	637 (80.3)	153 (19.3)	3 (0.4)	9	217	1019	793	
SK	659 (77.8)	179 (21.1)	9 (1.1)	3	184	1034	847	
N Sum	15078	4829	362	263	6049	26581		
N Valid Sum	15078	4829	362				20269	

v415 - QC9 CHEMICAL PROD HAZARD LABEL - UNDERSTANDING

Q.C9

ASK ALL

Imagine that you have two chemical products, with a different word on each label. One has the word "warning". The other one the word "danger". In your opinion, which of these two chemical products is the most hazardous?

(READ OUT – ONE ANSWER ONLY)

- 1 The product with the word "Warning"
- 2 The product with the word "Danger"
- 3 No difference, each product is equally hazardous (SPONTANEOUS)
- 4 DK

v415 by v7, Absolute Values (Row Percent), weighted by v8

	v415	1	2	3	4	N Sum	N Valid Sum
v7							
				M			
AT	67 (6.8)	431 (43.6)	491 (49.6)	22		1011	989
BE	64 (6.3)	758 (74.8)	192 (18.9)	6		1020	1014
BG	32 (4.2)	445 (58.6)	283 (37.2)	241		1001	760
CY	25 (5.0)	341 (68.3)	133 (26.7)	2		501	499
CZ	224 (22.1)	690 (68.0)	100 (9.9)	1		1015	1014
DE-E	41 (7.8)	331 (62.7)	156 (29.5)	2		530	528
DE-W	49 (5.1)	679 (70.7)	233 (24.2)	27		988	961
DK	160 (16.2)	663 (67.2)	164 (16.6)	20		1007	987
EE	527 (53.7)	301 (30.7)	153 (15.6)	20		1001	981
ES	49 (4.9)	772 (77.9)	170 (17.2)	15		1006	991
FI	116 (11.6)	792 (79.3)	91 (9.1)	3		1002	999
FR	46 (4.6)	815 (82.3)	129 (13.0)	10		1000	990
GB-GBN	87 (8.8)	829 (84.0)	71 (7.2)	13		1000	987
GB-NIR	25 (8.7)	227 (78.5)	37 (12.8)	2		291	289
GR	46 (4.6)	683 (68.4)	270 (27.0)	1		1000	999
HU	82 (8.2)	728 (72.4)	195 (19.4)	9		1014	1005
IE	154 (16.1)	577 (60.3)	226 (23.6)	19		976	957
IT	125 (12.3)	486 (47.9)	404 (39.8)	24		1039	1015
LT	76 (7.5)	838 (83.1)	95 (9.4)	16		1025	1009
LU	23 (4.6)	347 (70.1)	125 (25.3)	6		501	495
LV	77 (7.8)	762 (76.7)	154 (15.5)	7		1000	993
MT	39 (7.9)	336 (68.0)	119 (24.1)	6		500	494
NL	88 (8.7)	849 (84.0)	74 (7.3)	13		1024	1011
PL	191 (19.6)	709 (72.6)	76 (7.8)	25		1001	976
PT	74 (7.2)	603 (59.0)	345 (33.8)	24		1046	1022
RO	70 (7.2)	554 (57.0)	348 (35.8)	41		1013	972
SE	181 (18.0)	710 (70.8)	112 (11.2)	7		1010	1003
SI	145 (14.3)	613 (60.5)	256 (25.2)	6		1020	1014
SK	250 (24.4)	622 (60.7)	153 (14.9)	9		1034	1025
N Sum	3133	17491	5355	597		26576	
N Valid Sum	3133	17491	5355				25979

v416 - QC10 CHEMICAL PROD HAZARD SYMBOL A - SEEN

Q.C10

Now we are going to show you different symbols. Please indicate for each symbol whether you have seen it before or not.
(SHOW THE FIRST 4 GHS SYMBOLS ALL TOGETHER (A-D), AND ASK THE FIRST 4 ITEMS. THEN, SHOW THE 4 PICTOGRAMS ALL TOGETHER (E-H) AND ASK THE LAST 4 ITEMS – ONE ANSWER PER LINE)

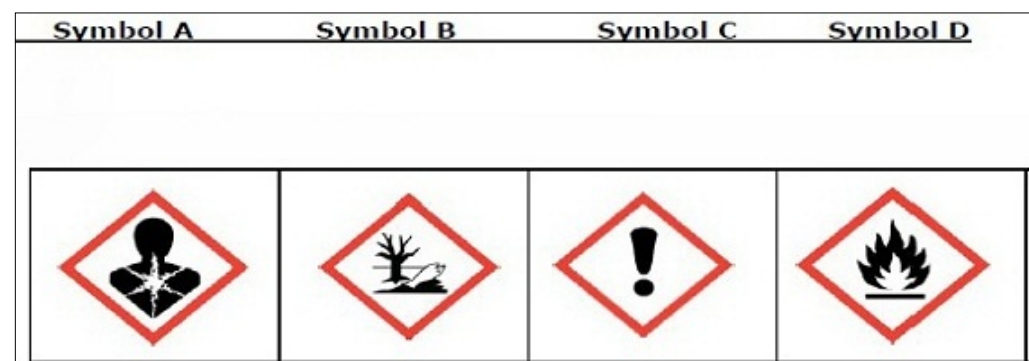
Q.C10_1 Symbol A

- 1 Yes
- 2 No
- 3 DK

Note:

The interviewees were presented four symbols from the updated CLP (EU regulation on classification, labelling and packaging of substances and mixtures, entered into force on 20th January 2009) and asked to indicate which ones they were familiar with. Only the symbols were shown, with identification letters. Neither their names nor their meanings were provided at this stage. The actual size of logos were shown to respondents. For the present variable report they were reproduced from the official report "Special Eurobarometer 360: Consumer understanding of labels and the safe use of chemicals".

Symbol A: The product is carcinogenic and it causes asthma or other respiratory hypersensitivity reactions.



v416 by v7, Absolute Values (Row Percent), weighted by v8

v7	v416	1	2	3	N Sum	N Valid Sum
				M		
AT	304 (31.6)	658 (68.4)	48		1010	962
BE	216 (21.3)	796 (78.7)	8		1020	1012
BG	231 (24.8)	702 (75.2)	66		999	933
CY	107 (21.9)	381 (78.1)	13		501	488
CZ	216 (21.5)	790 (78.5)	9		1015	1006
DE-E	83 (15.9)	440 (84.1)	6		529	523
DE-W	223 (23.0)	746 (77.0)	20		989	969
DK	138 (13.9)	857 (86.1)	13		1008	995
EE	166 (16.7)	828 (83.3)	7		1001	994
ES	126 (12.6)	877 (87.4)	3		1006	1003
FI	150 (15.2)	837 (84.8)	16		1003	987
FR	172 (17.6)	803 (82.4)	25		1000	975
GB-GBN	141 (14.3)	846 (85.7)	13		1000	987
GB-NIR	24 (8.3)	264 (91.7)	3		291	288
GR	223 (22.9)	751 (77.1)	27		1001	974
HU	368 (37.9)	604 (62.1)	41		1013	972
IE	357 (38.6)	568 (61.4)	50		975	925
IT	270 (28.1)	691 (71.9)	78		1039	961
LT	137 (13.6)	868 (86.4)	21		1026	1005
LU	65 (13.1)	433 (86.9)	4		502	498
LV	129 (13.0)	867 (87.0)	4		1000	996
MT	79 (16.4)	403 (83.6)	18		500	482
NL	114 (11.2)	905 (88.8)	5		1024	1019
PL	191 (19.3)	797 (80.7)	12		1000	988
PT	326 (31.7)	702 (68.3)	19		1047	1028
RO	271 (31.3)	595 (68.7)	147		1013	866
SE	105 (10.5)	893 (89.5)	12		1010	998
SI	225 (22.4)	780 (77.6)	15		1020	1005
SK	269 (26.4)	751 (73.6)	14		1034	1020
N Sum	5426	20433	717		26576	
N Valid Sum	5426	20433				25859

v417 - QC10 CHEMICAL PROD HAZARD SYMBOL B - SEEN

Q.C10

Now we are going to show you different symbols. Please indicate for each symbol whether you have seen it before or not.
(SHOW THE FIRST 4 GHS SYMBOLS ALL TOGETHER (A-D), AND ASK THE FIRST 4 ITEMS. THEN, SHOW THE 4 PICTOGRAMS ALL TOGETHER (E-H) AND ASK THE LAST 4 ITEMS – ONE ANSWER PER LINE)

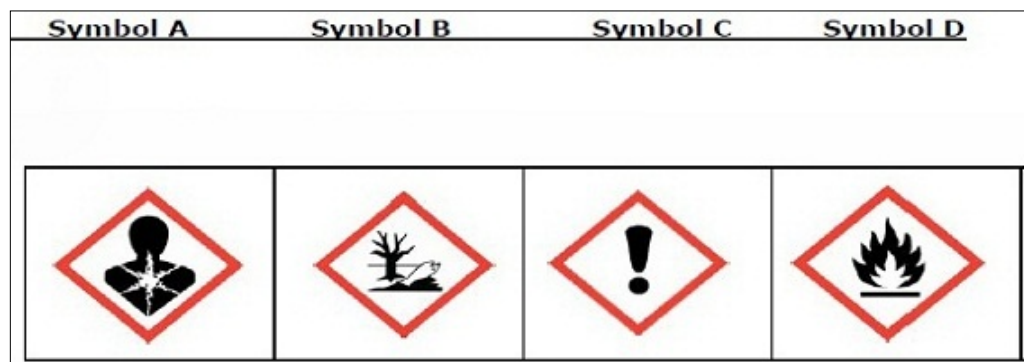
Q.C10_2 Symbol B

- 1 Yes
- 2 No
- 3 DK

Note:

The interviewees were presented four symbols from the updated CLP (EU regulation on classification, labelling and packaging of substances and mixtures, entered into force on 20th January 2009) and asked to indicate which ones they were familiar with. Only the symbols were shown, with identification letters. Neither their names nor their meanings were provided at this stage. The actual size of logos were shown to respondents. For the present variable report they were reproduced from the official report "Special Eurobarometer 360: Consumer understanding of labels and the safe use of chemicals".

Symbol B: The product is an environmental hazard.



v417 by v7, Absolute Values (Row Percent), weighted by v8

v7	v417	1	2	3	N Sum	N Valid Sum
				M		
AT	395 (40.8)	574 (59.2)	41	1010	969	
BE	372 (36.8)	639 (63.2)	9	1020	1011	
BG	305 (32.4)	637 (67.6)	58	1000	942	
CY	144 (29.4)	345 (70.6)	12	501	489	
CZ	336 (33.3)	672 (66.7)	7	1015	1008	
DE-E	169 (32.4)	352 (67.6)	9	530	521	
DE-W	364 (37.6)	604 (62.4)	21	989	968	
DK	278 (28.2)	709 (71.8)	20	1007	987	
EE	225 (22.6)	770 (77.4)	6	1001	995	
ES	273 (27.2)	729 (72.8)	4	1006	1002	
FI	313 (31.8)	670 (68.2)	20	1003	983	
FR	377 (38.6)	600 (61.4)	23	1000	977	
GB-GBN	268 (27.1)	721 (72.9)	11	1000	989	
GB-NIR	60 (20.8)	228 (79.2)	3	291	288	
GR	286 (29.4)	688 (70.6)	27	1001	974	
HU	455 (46.7)	519 (53.3)	39	1013	974	
IE	496 (53.6)	430 (46.4)	49	975	926	
IT	396 (40.0)	593 (60.0)	50	1039	989	
LT	248 (24.7)	755 (75.3)	24	1027	1003	
LU	236 (47.2)	264 (52.8)	2	502	500	
LV	245 (24.6)	750 (75.4)	5	1000	995	
MT	134 (27.9)	346 (72.1)	19	499	480	
NL	276 (27.1)	742 (72.9)	5	1023	1018	
PL	270 (27.3)	720 (72.7)	10	1000	990	
PT	400 (39.0)	625 (61.0)	20	1045	1025	
RO	318 (36.8)	547 (63.2)	148	1013	865	
SE	256 (25.6)	744 (74.4)	9	1009	1000	
SI	517 (51.2)	492 (48.8)	11	1020	1009	
SK	407 (39.9)	613 (60.1)	15	1035	1020	
N Sum	8819	17078	677	26574		
N Valid Sum	8819	17078			25897	

v418 - QC10 CHEMICAL PROD HAZARD SYMBOL C - SEEN

Q.C10

Now we are going to show you different symbols. Please indicate for each symbol whether you have seen it before or not.
(SHOW THE FIRST 4 GHS SYMBOLS ALL TOGETHER (A-D), AND ASK THE FIRST 4 ITEMS. THEN, SHOW THE 4 PICTOGRAMS ALL TOGETHER (E-H) AND ASK THE LAST 4 ITEMS – ONE ANSWER PER LINE)

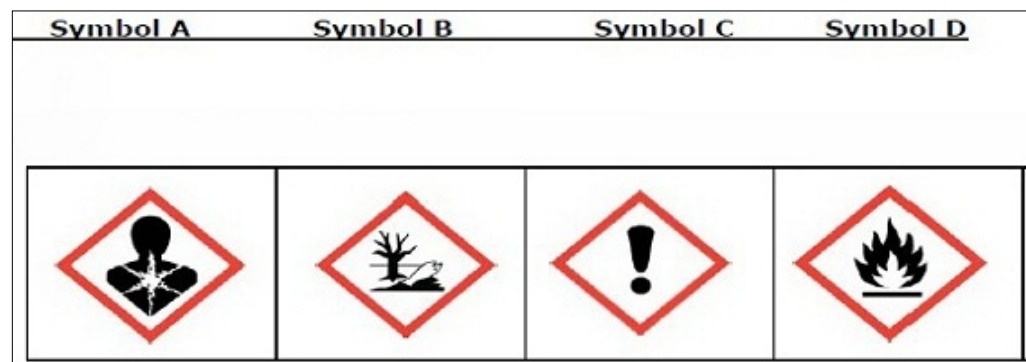
Q.C10_3 Symbol C

- 1 Yes
- 2 No
- 3 DK

Note:

The interviewees were presented four symbols from the updated CLP (EU regulation on classification, labelling and packaging of substances and mixtures, entered into force on 20th January 2009) and asked to indicate which ones they were familiar with. Only the symbols were shown, with identification letters. Neither their names nor their meanings were provided at this stage. The actual size of logos were shown to respondents. For the present variable report they were reproduced from the official report "Special Eurobarometer 360: Consumer understanding of labels and the safe use of chemicals".

Symbol C: The product is a skin irritant.



v418 by v7, Absolute Values (Row Percent), weighted by v8

v7	v418	1	2	3	N Sum	N Valid Sum
				M		
AT	508 (52.8)	455 (47.2)	47		1010	963
BE	605 (60.0)	403 (40.0)	13		1021	1008
BG	618 (64.6)	339 (35.4)	43		1000	957
CY	294 (59.6)	199 (40.4)	8		501	493
CZ	594 (59.0)	412 (41.0)	9		1015	1006
DE-E	286 (55.6)	228 (44.4)	16		530	514
DE-W	481 (50.5)	472 (49.5)	36		989	953
DK	765 (77.9)	217 (22.1)	25		1007	982
EE	783 (79.2)	206 (20.8)	11		1000	989
ES	572 (57.3)	426 (42.7)	8		1006	998
FI	505 (51.7)	472 (48.3)	26		1003	977
FR	653 (66.6)	327 (33.4)	20		1000	980
GB-GBN	755 (76.3)	234 (23.7)	11		1000	989
GB-NIR	205 (71.7)	81 (28.3)	5		291	286
GR	479 (49.2)	494 (50.8)	27		1000	973
HU	641 (65.9)	331 (34.1)	43		1015	972
IE	540 (59.5)	367 (40.5)	68		975	907
IT	499 (51.8)	465 (48.2)	75		1039	964
LT	707 (70.1)	301 (29.9)	18		1026	1008
LU	374 (75.3)	123 (24.7)	3		500	497
LV	857 (86.0)	139 (14.0)	4		1000	996
MT	294 (61.3)	186 (38.8)	20		500	480
NL	721 (71.6)	286 (28.4)	17		1024	1007
PL	567 (57.5)	419 (42.5)	13		999	986
PT	539 (52.7)	483 (47.3)	24		1046	1022
RO	491 (56.1)	384 (43.9)	138		1013	875
SE	631 (63.4)	364 (36.6)	14		1009	995
SI	733 (72.9)	273 (27.1)	14		1020	1006
SK	658 (64.6)	360 (35.4)	16		1034	1018
N Sum	16355	9446	772		26573	
N Valid Sum	16355	9446				25801

v419 - QC10 CHEMICAL PROD HAZARD SYMBOL D - SEEN

Q.C10

Now we are going to show you different symbols. Please indicate for each symbol whether you have seen it before or not.
(SHOW THE FIRST 4 GHS SYMBOLS ALL TOGETHER (A-D), AND ASK THE FIRST 4 ITEMS. THEN, SHOW THE 4 PICTOGRAMS ALL TOGETHER (E-H) AND ASK THE LAST 4 ITEMS – ONE ANSWER PER LINE)

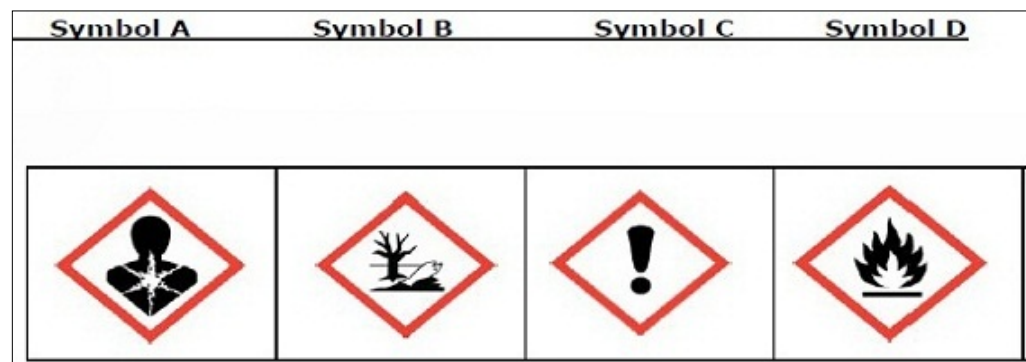
Q.C10_4 Symbol D

- 1 Yes
- 2 No
- 3 DK

Note:

The interviewees were presented four symbols from the updated CLP (EU regulation on classification, labelling and packaging of substances and mixtures, entered into force on 20th January 2009) and asked to indicate which ones they were familiar with. Only the symbols were shown, with identification letters. Neither their names nor their meanings were provided at this stage. The actual size of logos were shown to respondents. For the present variable report they were reproduced from the official report "Special Eurobarometer 360: Consumer understanding of labels and the safe use of chemicals".

Symbol D: The product is flammable.



v419 by v7, Absolute Values (Row Percent), weighted by v8

v7	v419	1	2	3	N Sum	N Valid Sum
				M		
AT	833 (84.8)	149 (15.2)	28		1010	982
BE	939 (92.7)	74 (7.3)	8		1021	1013
BG	759 (78.6)	207 (21.4)	34		1000	966
CY	443 (89.0)	55 (11.0)	3		501	498
CZ	900 (89.0)	111 (11.0)	4		1015	1011
DE-E	485 (92.4)	40 (7.6)	5		530	525
DE-W	886 (91.3)	84 (8.7)	19		989	970
DK	973 (97.6)	24 (2.4)	10		1007	997
EE	908 (91.4)	85 (8.6)	7		1000	993
ES	951 (94.7)	53 (5.3)	2		1006	1004
FI	910 (91.5)	84 (8.5)	8		1002	994
FR	929 (94.6)	53 (5.4)	18		1000	982
GB-GBN	948 (95.4)	46 (4.6)	6		1000	994
GB-NIR	274 (95.1)	14 (4.9)	3		291	288
GR	834 (85.3)	144 (14.7)	21		999	978
HU	846 (86.4)	133 (13.6)	35		1014	979
IE	846 (88.9)	106 (11.1)	22		974	952
IT	825 (82.9)	170 (17.1)	44		1039	995
LT	888 (87.3)	129 (12.7)	9		1026	1017
LU	486 (97.4)	13 (2.6)	1		500	499
LV	967 (96.7)	33 (3.3)			1000	1000
MT	431 (88.5)	56 (11.5)	13		500	487
NL	996 (97.4)	27 (2.6)	1		1024	1023
PL	845 (85.6)	142 (14.4)	14		1001	987
PT	822 (79.9)	207 (20.1)	17		1046	1029
RO	670 (74.2)	233 (25.8)	110		1013	903
SE	968 (96.1)	39 (3.9)	2		1009	1007
SI	944 (93.0)	71 (7.0)	5		1020	1015
SK	943 (91.4)	89 (8.6)	2		1034	1032
N Sum	23449	2671	451		26571	
N Valid Sum	23449	2671				26120

v420 - QC10 CHEMICAL PROD HAZARD PICTOGRAM E - SEEN

Q.C10

Now we are going to show you different symbols. Please indicate for each symbol whether you have seen it before or not.
(SHOW THE FIRST 4 GHS SYMBOLS ALL TOGETHER (A-D), AND ASK THE FIRST 4 ITEMS. THEN, SHOW THE 4
PICTOGRAMS ALL TOGETHER (E-H) AND ASK THE LAST 4 ITEMS – ONE ANSWER PER LINE)

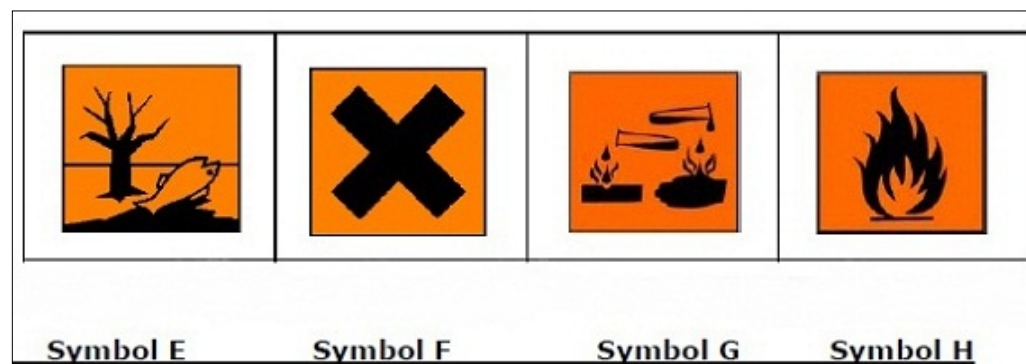
Q.C10_5 Pictogram E

- 1 Yes
- 2 No
- 3 DK

Note:

The interviewees were presented four hazard pictograms from the older EU standard and asked to indicate which ones they were familiar with. Only the pictograms were shown, with identification letters. Neither their names nor their meanings were provided at this stage. The actual size of logos were shown to respondents. For the present variable report they were reproduced from the official report "Special Eurobarometer 360: Consumer understanding of labels and the safe use of chemicals".

Pictogram E: The product is an environmental hazard.



v420 by v7, Absolute Values (Row Percent), weighted by v8

v7	v420	1	2	3	N Sum	N Valid Sum
				M		
AT	388 (40.0)	581 (60.0)	42	1011	969	
BE	395 (39.0)	617 (61.0)	8	1020	1012	
BG	272 (29.1)	663 (70.9)	65	1000	935	
CY	143 (29.6)	340 (70.4)	18	501	483	
CZ	340 (33.7)	668 (66.3)	7	1015	1008	
DE-E	165 (31.9)	352 (68.1)	13	530	517	
DE-W	341 (35.5)	620 (64.5)	28	989	961	
DK	291 (29.5)	695 (70.5)	21	1007	986	
EE	243 (24.5)	750 (75.5)	7	1000	993	
ES	276 (27.6)	725 (72.4)	5	1006	1001	
FI	289 (30.0)	674 (70.0)	40	1003	963	
FR	336 (34.5)	638 (65.5)	27	1001	974	
GB-GBN	258 (26.1)	729 (73.9)	12	999	987	
GB-NIR	60 (20.8)	228 (79.2)	3	291	288	
GR	301 (31.1)	666 (68.9)	33	1000	967	
HU	409 (42.3)	559 (57.7)	45	1013	968	
IE	471 (52.5)	426 (47.5)	78	975	897	
IT	406 (41.8)	566 (58.2)	66	1038	972	
LT	243 (24.2)	760 (75.8)	23	1026	1003	
LU	226 (45.3)	273 (54.7)	2	501	499	
LV	226 (22.8)	767 (77.2)	7	1000	993	
MT	133 (28.4)	335 (71.6)	32	500	468	
NL	251 (24.6)	769 (75.4)	4	1024	1020	
PL	273 (27.7)	714 (72.3)	13	1000	987	
PT	388 (37.9)	635 (62.1)	24	1047	1023	
RO	285 (34.0)	553 (66.0)	175	1013	838	
SE	270 (27.0)	731 (73.0)	9	1010	1001	
SI	443 (44.1)	562 (55.9)	15	1020	1005	
SK	405 (39.6)	617 (60.4)	12	1034	1022	
N Sum	8527	17213	834	26574		
N Valid Sum	8527	17213			25740	

v421 - QC10 CHEMICAL PROD HAZARD PICTOGRAM F - SEEN

Q.C10

Now we are going to show you different symbols. Please indicate for each symbol whether you have seen it before or not.
(SHOW THE FIRST 4 GHS SYMBOLS ALL TOGETHER (A-D), AND ASK THE FIRST 4 ITEMS. THEN, SHOW THE 4 PICTOGRAMS ALL TOGETHER (E-H) AND ASK THE LAST 4 ITEMS – ONE ANSWER PER LINE)

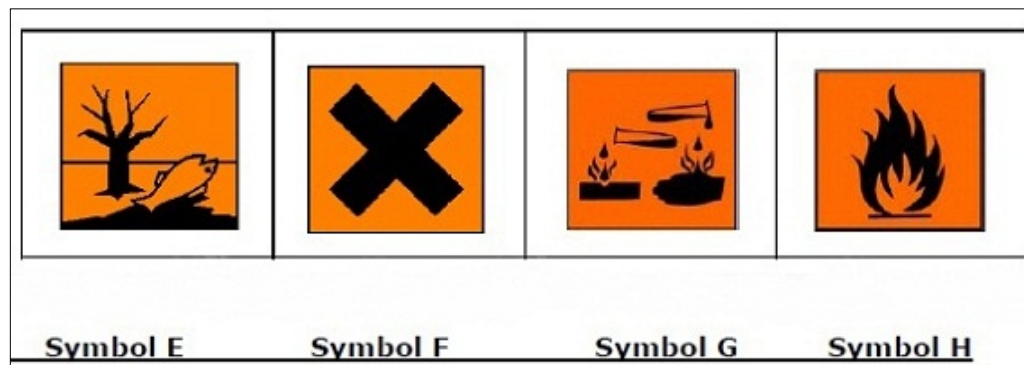
Q.C10_6 Pictogram F

- 1 Yes
- 2 No
- 3 DK

Note:

The interviewees were presented four hazard pictograms from the older EU standard and asked to indicate which ones they were familiar with. Only the pictograms were shown, with identification letters. Neither their names nor their meanings were provided at this stage. The actual size of logos were shown to respondents. For the present variable report they were reproduced from the official report "Special Eurobarometer 360: Consumer understanding of labels and the safe use of chemicals".

Pictogram F: The product is carcinogenic, skin irritating, and it causes asthma or other respiratory hypersensitivity reactions.



v421 by v7, Absolute Values (Row Percent), weighted by v8

v7	v421	1	2	3	N Sum	N Valid Sum
				M		
AT	690 (71.0)	282 (29.0)	38		1010	972
BE	884 (87.4)	128 (12.6)	9		1021	1012
BG	512 (54.5)	428 (45.5)	60		1000	940
CY	382 (78.3)	106 (21.7)	13		501	488
CZ	787 (77.8)	224 (22.2)	4		1015	1011
DE-E	397 (76.3)	123 (23.7)	9		529	520
DE-W	688 (71.4)	275 (28.6)	26		989	963
DK	928 (93.2)	68 (6.8)	11		1007	996
EE	827 (83.5)	164 (16.5)	9		1000	991
ES	823 (82.5)	175 (17.5)	8		1006	998
FI	781 (80.8)	185 (19.2)	37		1003	966
FR	855 (87.1)	127 (12.9)	19		1001	982
GB-GBN	880 (88.5)	114 (11.5)	6		1000	994
GB-NIR	247 (85.8)	41 (14.2)	3		291	288
GR	740 (76.1)	233 (23.9)	26		999	973
HU	679 (69.6)	296 (30.4)	38		1013	975
IE	701 (76.9)	210 (23.1)	64		975	911
IT	754 (76.0)	238 (24.0)	47		1039	992
LT	781 (77.3)	229 (22.7)	16		1026	1010
LU	446 (89.7)	51 (10.3)	4		501	497
LV	882 (88.5)	115 (11.5)	4		1001	997
MT	402 (84.6)	73 (15.4)	25		500	475
NL	920 (90.5)	97 (9.5)	8		1025	1017
PL	705 (71.7)	278 (28.3)	17		1000	983
PT	700 (68.5)	322 (31.5)	24		1046	1022
RO	424 (50.8)	411 (49.2)	178		1013	835
SE	809 (81.1)	189 (18.9)	12		1010	998
SI	861 (84.9)	153 (15.1)	6		1020	1014
SK	775 (76.0)	245 (24.0)	14		1034	1020
N Sum	20260	5580	735		26575	
N Valid Sum	20260	5580				25840

v422 - QC10 CHEMICAL PROD HAZARD PICTOGRAM G - SEEN

Q.C10

Now we are going to show you different symbols. Please indicate for each symbol whether you have seen it before or not.
(SHOW THE FIRST 4 GHS SYMBOLS ALL TOGETHER (A-D), AND ASK THE FIRST 4 ITEMS. THEN, SHOW THE 4
PICTOGRAMS ALL TOGETHER (E-H) AND ASK THE LAST 4 ITEMS – ONE ANSWER PER LINE)

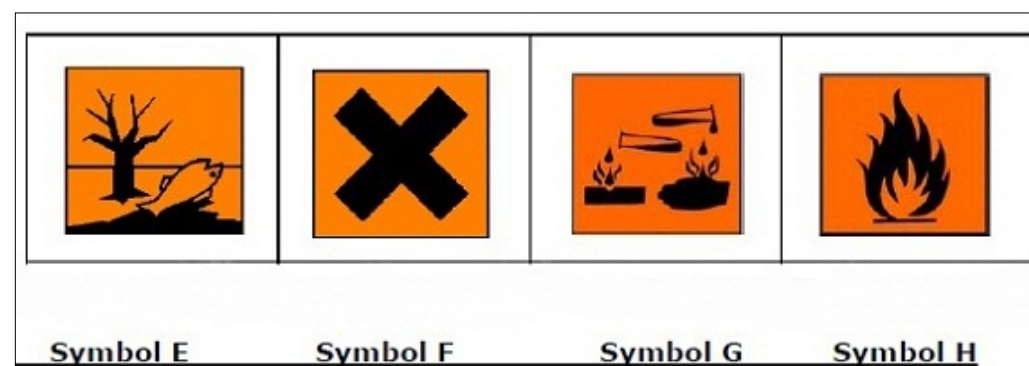
Q.C10_7 Pictogram G

- 1 Yes
- 2 No
- 3 DK

Note:

The interviewees were presented four hazard pictograms from the older EU standard and asked to indicate which ones they were familiar with. Only the pictograms were shown, with identification letters. Neither their names nor their meanings were provided at this stage. The actual size of logos were shown to respondents. For the present variable report they were reproduced from the official report "Special Eurobarometer 360: Consumer understanding of labels and the safe use of chemicals".

Pictogram G: The product is corrosive to metal.



v422 by v7, Absolute Values (Row Percent), weighted by v8

v7	v422	1	2	3	N Sum	N Valid Sum
				M		
AT	428 (44.7)	530 (55.3)	51	1009	958	
BE	598 (59.2)	412 (40.8)	10	1020	1010	
BG	259 (28.2)	660 (71.8)	81	1000	919	
CY	152 (31.7)	327 (68.3)	21	500	479	
CZ	397 (39.5)	608 (60.5)	11	1016	1005	
DE-E	263 (50.6)	257 (49.4)	10	530	520	
DE-W	440 (46.3)	510 (53.7)	39	989	950	
DK	715 (72.0)	278 (28.0)	14	1007	993	
EE	425 (42.9)	565 (57.1)	9	999	990	
ES	331 (33.1)	670 (66.9)	5	1006	1001	
FI	583 (60.5)	380 (39.5)	41	1004	963	
FR	519 (53.3)	454 (46.7)	26	999	973	
GB-GBN	516 (52.4)	469 (47.6)	16	1001	985	
GB-NIR	127 (44.1)	161 (55.9)	3	291	288	
GR	311 (32.0)	661 (68.0)	28	1000	972	
HU	421 (43.7)	542 (56.3)	52	1015	963	
IE	444 (49.6)	452 (50.4)	79	975	896	
IT	450 (46.1)	527 (53.9)	62	1039	977	
LT	364 (36.3)	638 (63.7)	24	1026	1002	
LU	348 (69.9)	150 (30.1)	2	500	498	
LV	406 (40.8)	588 (59.2)	6	1000	994	
MT	210 (45.0)	257 (55.0)	33	500	467	
NL	544 (53.5)	472 (46.5)	8	1024	1016	
PL	327 (33.2)	657 (66.8)	15	999	984	
PT	472 (46.0)	554 (54.0)	20	1046	1026	
RO	266 (31.9)	568 (68.1)	179	1013	834	
SE	599 (59.9)	401 (40.1)	10	1010	1000	
SI	523 (52.0)	483 (48.0)	14	1020	1006	
SK	413 (40.5)	607 (59.5)	13	1033	1020	
N Sum	11851	13838	882	26571		
N Valid Sum	11851	13838			25689	

v423 - QC10 CHEMICAL PROD HAZARD PICTOGRAM H - SEEN

Q.C10

Now we are going to show you different symbols. Please indicate for each symbol whether you have seen it before or not.
(SHOW THE FIRST 4 GHS SYMBOLS ALL TOGETHER (A-D), AND ASK THE FIRST 4 ITEMS. THEN, SHOW THE 4
PICTOGRAMS ALL TOGETHER (E-H) AND ASK THE LAST 4 ITEMS – ONE ANSWER PER LINE)

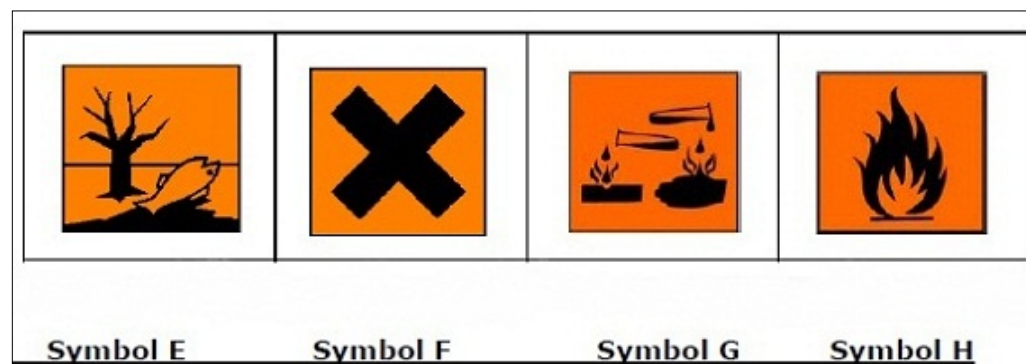
Q.C10_8 Pictogram H

- 1 Yes
- 2 No
- 3 DK

Note:

The interviewees were presented four hazard pictograms from the older EU standard and asked to indicate which ones they were familiar with. Only the pictograms were shown, with identification letters. Neither their names nor their meanings were provided at this stage. The actual size of logos were shown to respondents. For the present variable report they were reproduced from the official report "Special Eurobarometer 360: Consumer understanding of labels and the safe use of chemicals".

Pictogram H: The product is flammable.



v423 by v7, Absolute Values (Row Percent), weighted by v8

v7	v423	1	2	3	N Sum	N Valid Sum
				M		
AT	814 (83.1)	166 (16.9)	29		1009	980
BE	947 (93.6)	65 (6.4)	8		1020	1012
BG	719 (75.2)	237 (24.8)	44		1000	956
CY	413 (84.1)	78 (15.9)	10		501	491
CZ	909 (89.9)	102 (10.1)	4		1015	1011
DE-E	491 (93.9)	32 (6.1)	7		530	523
DE-W	893 (92.5)	72 (7.5)	25		990	965
DK	975 (97.6)	24 (2.4)	8		1007	999
EE	886 (89.4)	105 (10.6)	9		1000	991
ES	933 (93.1)	69 (6.9)	4		1006	1002
FI	816 (84.5)	150 (15.5)	38		1004	966
FR	881 (90.2)	96 (9.8)	24		1001	977
GB-GBN	918 (92.4)	75 (7.6)	7		1000	993
GB-NIR	267 (92.7)	21 (7.3)	3		291	288
GR	807 (82.7)	169 (17.3)	24		1000	976
HU	805 (82.4)	172 (17.6)	37		1014	977
IE	797 (86.2)	128 (13.8)	50		975	925
IT	793 (80.3)	195 (19.7)	51		1039	988
LT	883 (87.0)	132 (13.0)	11		1026	1015
LU	484 (97.2)	14 (2.8)	2		500	498
LV	951 (95.1)	49 (4.9)			1000	1000
MT	399 (84.4)	74 (15.6)	27		500	473
NL	978 (96.1)	40 (3.9)	7		1025	1018
PL	825 (83.8)	160 (16.2)	15		1000	985
PT	799 (78.3)	222 (21.7)	25		1046	1021
RO	599 (68.9)	271 (31.1)	144		1014	870
SE	958 (95.2)	48 (4.8)	5		1011	1006
SI	920 (90.6)	96 (9.4)	5		1021	1016
SK	931 (90.2)	101 (9.8)	3		1035	1032
N Sum	22791	3163	626		26580	
N Valid Sum	22791	3163				25954

v424 - QC11 CHEMICAL PROD HAZARD SYMBOL A - MEANING

Q.C11

Now, please tell me what do you think each of these four symbols stand for? This symbol stands for a chemical product...
(SHOW EACH SYMBOL ONE BY ONE AND ASK THE QUESTION ONE BY ONE – SHOW CARD WITH SCALE – ONE ANSWER PER LINE – ROTATE SYMBOLS)

Q.C11_1 Symbol A

- 1 That is flammable
- 2 That is corrosive to metal
- 3 That is an environmental hazard
- 4 That is carcinogenic (correct)
- 5 That is a skin irritant
- 6 That causes asthma or other respiratory hypersensitivity reactions (correct)
- 7 DK

Note:

The interviewees were presented four symbols from the updated CLP (EU regulation on classification, labelling and packaging of substances and mixtures, entered into force on 20th January 2009) and asked to indicate which ones they were familiar with. Only the individual symbol was shown, with identification letter. Neither their names nor their meanings were provided at this stage. The actual size of logos were shown to respondents. For the present variable report they were reproduced from the official report "Special Eurobarometer 360: Consumer understanding of labels and the safe use of chemicals".

Symbol A: The product is carcinogenic and it causes asthma or other respiratory hypersensitivity reactions.



v424 by v7, Absolute Values (Row Percent), weighted by v8

	v424	1	2	3	4	5	6	7	N Sum	N Valid Sum
v7										
AT	44 (4.4)	36 (3.6)	44 (4.4)	191 (18.9)	66 (6.5)	449 (44.5)	179 (17.7)		1009	1009
BE	8 (0.8)	22 (2.2)	10 (1.0)	222 (21.8)	101 (9.9)	540 (52.9)	117 (11.5)		1020	1020
BG	4 (0.4)	51 (5.1)	15 (1.5)	201 (20.1)	69 (6.9)	215 (21.5)	444 (44.4)		999	999
CY	11 (2.2)	9 (1.8)	6 (1.2)	141 (28.1)	29 (5.8)	208 (41.5)	97 (19.4)		501	501
CZ		10 (1.0)	18 (1.8)	194 (19.1)	89 (8.8)	559 (55.1)	145 (14.3)		1015	1015
DE-E	1 (0.2)	13 (2.5)	6 (1.1)	99 (18.7)	65 (12.3)	286 (54.1)	59 (11.2)		529	529
DE-W	2 (0.2)	7 (0.7)	15 (1.5)	143 (14.5)	109 (11.0)	598 (60.5)	115 (11.6)		989	989
DK	6 (0.6)	45 (4.5)	4 (0.4)	254 (25.2)	132 (13.1)	494 (49.1)	72 (7.1)		1007	1007
EE	6 (0.6)	17 (1.7)	6 (0.6)	57 (5.7)	102 (10.2)	644 (64.5)	167 (16.7)		999	999
ES	19 (1.9)	7 (0.7)	4 (0.4)	265 (26.3)	63 (6.3)	449 (44.6)	199 (19.8)		1006	1006
FI	16 (1.6)	28 (2.8)	18 (1.8)	181 (18.0)	63 (6.3)	604 (60.2)	93 (9.3)		1003	1003
FR	42 (4.2)	18 (1.8)	42 (4.2)	308 (30.8)	79 (7.9)	322 (32.2)	189 (18.9)		1000	1000
GB-GBN	4 (0.4)	12 (1.2)	11 (1.1)	127 (12.7)	103 (10.3)	422 (42.2)	320 (32.0)		999	999
GB-NIR	1 (0.3)	1 (0.3)	3 (1.0)	22 (7.6)	46 (15.8)	157 (54.0)	61 (21.0)		291	291
GR	10 (1.0)	26 (2.6)	8 (0.8)	202 (20.2)	62 (6.2)	449 (44.9)	243 (24.3)		1000	1000
HU	34 (3.4)	119 (11.7)	35 (3.5)	104 (10.3)	45 (4.4)	464 (45.8)	213 (21.0)		1014	1014
IE	14 (1.4)	20 (2.0)	10 (1.0)	52 (5.3)	86 (8.8)	441 (45.2)	353 (36.2)		976	976
IT	32 (3.1)	68 (6.5)	55 (5.3)	177 (17.0)	51 (4.9)	428 (41.2)	228 (21.9)		1039	1039
LT	17 (1.7)	11 (1.1)	15 (1.5)	172 (16.7)	94 (9.2)	573 (55.8)	145 (14.1)		1027	1027
LU	6 (1.2)	4 (0.8)	3 (0.6)	99 (19.8)	25 (5.0)	305 (61.0)	58 (11.6)		500	500
LV	8 (0.8)	5 (0.5)	13 (1.3)	66 (6.6)	122 (12.2)	657 (65.7)	129 (12.9)		1000	1000
MT	6 (1.2)	2 (0.4)	6 (1.2)	70 (14.0)	36 (7.2)	175 (35.1)	204 (40.9)		499	499
NL	2 (0.2)	1 (0.1)	3 (0.3)	193 (18.8)	46 (4.5)	692 (67.6)	87 (8.5)		1024	1024
PL	5 (0.5)	13 (1.3)	10 (1.0)	152 (15.2)	84 (8.4)	343 (34.3)	393 (39.3)		1000	1000
PT	40 (3.8)	36 (3.4)	42 (4.0)	112 (10.7)	56 (5.4)	295 (28.2)	465 (44.5)		1046	1046
RO	27 (2.7)	15 (1.5)	14 (1.4)	152 (15.0)	66 (6.5)	236 (23.3)	505 (49.8)		1015	1015
SE	4 (0.4)	13 (1.3)	7 (0.7)	154 (15.2)	36 (3.6)	691 (68.4)	105 (10.4)		1010	1010
SI	21 (2.1)	24 (2.4)	22 (2.2)	184 (18.0)	73 (7.2)	513 (50.3)	183 (17.9)		1020	1020
SK	4 (0.4)	6 (0.6)	11 (1.1)	229 (22.1)	121 (11.7)	538 (52.0)	125 (12.1)		1034	1034
N Sum	394	639	456	4523	2119	12747	5693		26571	
N Valid Sum	394	639	456	4523	2119	12747	5693			26571

v425 - QC11 CHEMICAL PROD HAZARD SYMBOL B - MEANING

Q.C11

Now, please tell me what do you think each of these four symbols stand for? This symbol stands for a chemical product...
(SHOW EACH SYMBOL ONE BY ONE AND ASK THE QUESTION ONE BY ONE – SHOW CARD WITH SCALE – ONE ANSWER PER LINE – ROTATE SYMBOLS)

Q.C11_2 Symbol B

- 1 That is flammable
- 2 That is corrosive to metal
- 3 That is an environmental hazard (correct)
- 4 That is carcinogenic
- 5 That is a skin irritant
- 6 That causes asthma or other respiratory hypersensitivity reactions
- 7 DK

Note:

The interviewees were presented four symbols from the updated CLP (EU regulation on classification, labelling and packaging of substances and mixtures, entered into force on 20th January 2009) and asked to indicate which ones they were familiar with. Only the individual symbol was shown, with identification letter. Neither their names nor their meanings were provided at this stage. The actual size of logos were shown to respondents. For the present variable report they were reproduced from the official report "Special Eurobarometer 360: Consumer understanding of labels and the safe use of chemicals".

Symbol B: The product is an environmental hazard.



v425 by v7, Absolute Values (Row Percent), weighted by v8

	v425	1	2	3	4	5	6	7	N Sum	N Valid Sum
v7										
AT	34 (3.4)	37 (3.7)	756 (74.8)	33 (3.3)	18 (1.8)	8 (0.8)	125 (12.4)		1011	1011
BE	3 (0.3)	16 (1.6)	874 (85.7)	4 (0.4)	24 (2.4)	17 (1.7)	82 (8.0)		1020	1020
BG	2 (0.2)	9 (0.9)	589 (58.9)	7 (0.7)	14 (1.4)	1 (0.1)	378 (37.8)		1000	1000
CY	2 (0.4)	13 (2.6)	363 (72.5)	8 (1.6)		5 (1.0)	110 (22.0)		501	501
CZ	1 (0.1)	14 (1.4)	858 (84.5)	17 (1.7)	11 (1.1)	4 (0.4)	110 (10.8)		1015	1015
DE-E		0 (0.0)	478 (90.4)	3 (0.6)	0 (0.0)	5 (0.9)	43 (8.1)		529	529
DE-W	5 (0.5)	4 (0.4)	862 (87.2)	5 (0.5)	5 (0.5)	5 (0.5)	103 (10.4)		989	989
DK	2 (0.2)	2 (0.2)	925 (91.9)	7 (0.7)	4 (0.4)	5 (0.5)	61 (6.1)		1006	1006
EE	4 (0.4)	7 (0.7)	789 (79.0)	9 (0.9)	4 (0.4)	2 (0.2)	184 (18.4)		999	999
ES	2 (0.2)	8 (0.8)	857 (85.2)	4 (0.4)		6 (0.6)	129 (12.8)		1006	1006
FI	9 (0.9)	9 (0.9)	869 (86.7)	13 (1.3)	5 (0.5)	15 (1.5)	82 (8.2)		1002	1002
FR	20 (2.0)	15 (1.5)	815 (81.5)	17 (1.7)	16 (1.6)	14 (1.4)	103 (10.3)		1000	1000
GB-GBN	4 (0.4)	8 (0.8)	662 (66.1)	8 (0.8)	12 (1.2)	3 (0.3)	304 (30.4)		1001	1001
GB-NIR		6 (2.1)	219 (75.0)	1 (0.3)	1 (0.3)	2 (0.7)	63 (21.6)		292	292
GR	5 (0.5)	43 (4.3)	693 (69.2)	24 (2.4)	15 (1.5)	4 (0.4)	217 (21.7)		1001	1001
HU	30 (3.0)	60 (5.9)	671 (66.2)	19 (1.9)	11 (1.1)	11 (1.1)	212 (20.9)		1014	1014
IE	4 (0.4)	20 (2.0)	660 (67.6)	3 (0.3)	10 (1.0)	9 (0.9)	270 (27.7)		976	976
IT	22 (2.1)	34 (3.3)	757 (72.9)	29 (2.8)	11 (1.1)	5 (0.5)	181 (17.4)		1039	1039
LT	4 (0.4)	12 (1.2)	848 (82.6)	10 (1.0)	6 (0.6)	7 (0.7)	140 (13.6)		1027	1027
LU	3 (0.6)	2 (0.4)	454 (90.8)	6 (1.2)	1 (0.2)	6 (1.2)	28 (5.6)		500	500
LV	6 (0.6)	10 (1.0)	845 (84.4)	28 (2.8)	5 (0.5)	7 (0.7)	100 (10.0)		1001	1001
MT	1 (0.2)	6 (1.2)	283 (56.5)	5 (1.0)	3 (0.6)	3 (0.6)	200 (39.9)		501	501
NL	1 (0.1)	4 (0.4)	921 (89.9)	16 (1.6)	0 (0.0)	7 (0.7)	75 (7.3)		1024	1024
PL	4 (0.4)	19 (1.9)	589 (58.9)	11 (1.1)	10 (1.0)	7 (0.7)	360 (36.0)		1000	1000
PT	23 (2.2)	40 (3.8)	535 (51.1)	34 (3.3)	13 (1.2)	6 (0.6)	395 (37.8)		1046	1046
RO	11 (1.1)	17 (1.7)	485 (47.9)	23 (2.3)	8 (0.8)	3 (0.3)	465 (45.9)		1012	1012
SE	3 (0.3)	7 (0.7)	872 (86.3)	9 (0.9)	17 (1.7)	9 (0.9)	93 (9.2)		1010	1010
SI	10 (1.0)	16 (1.6)	856 (83.9)	14 (1.4)	8 (0.8)	7 (0.7)	109 (10.7)		1020	1020
SK	3 (0.3)	13 (1.3)	919 (88.8)	13 (1.3)	12 (1.2)	5 (0.5)	70 (6.8)		1035	1035
N Sum	218	451	20304	380	244	188	4792		26577	
N Valid Sum	218	451	20304	380	244	188	4792			26577

v426 - QC11 CHEMICAL PROD HAZARD SYMBOL C - MEANING

Q.C11

Now, please tell me what do you think each of these four symbols stand for? This symbol stands for a chemical product...
(SHOW EACH SYMBOL ONE BY ONE AND ASK THE QUESTION ONE BY ONE – SHOW CARD WITH SCALE – ONE ANSWER PER LINE – ROTATE SYMBOLS)

Q.C11_3 Symbol C

- 1 That is flammable
- 2 That is corrosive to metal
- 3 That is an environmental hazard
- 4 That is carcinogenic
- 5 That is a skin irritant (correct)
- 6 That causes asthma or other respiratory hypersensitivity reactions
- 7 DK

Note:

The interviewees were presented four symbols from the updated CLP (EU regulation on classification, labelling and packaging of substances and mixtures, entered into force on 20th January 2009) and asked to indicate which ones they were familiar with. Only the individual symbol was shown, with identification letter. Neither their names nor their meanings were provided at this stage. The actual size of logos were shown to respondents. For the present variable report they were reproduced from the official report "Special Eurobarometer 360: Consumer understanding of labels and the safe use of chemicals".

Symbol C: The product is a skin irritant.



v426 by v7, Absolute Values (Row Percent), weighted by v8

	v426	1	2	3	4	5	6	7	N Sum	N Valid Sum
v7										
AT	54 (5.4)	111 (11.0)	171 (16.9)	92 (9.1)	214 (21.2)	6 (0.6)	361 (35.8)		1009	1009
BE	31 (3.0)	138 (13.5)	238 (23.3)	90 (8.8)	134 (13.1)	38 (3.7)	352 (34.5)		1021	1021
BG	19 (1.9)	59 (5.9)	114 (11.4)	75 (7.5)	130 (13.0)	54 (5.4)	549 (54.9)		1000	1000
CY	15 (3.0)	33 (6.6)	118 (23.6)	25 (5.0)	31 (6.2)	18 (3.6)	260 (52.0)		500	500
CZ	19 (1.9)	89 (8.8)	284 (28.0)	146 (14.4)	176 (17.4)	25 (2.5)	275 (27.1)		1014	1014
DE-E	8 (1.5)	54 (10.2)	169 (31.9)	36 (6.8)	112 (21.2)	20 (3.8)	130 (24.6)		529	529
DE-W	7 (0.7)	84 (8.5)	327 (33.1)	76 (7.7)	160 (16.2)	41 (4.1)	294 (29.7)		989	989
DK	21 (2.1)	77 (7.6)	121 (12.0)	78 (7.7)	118 (11.7)	71 (7.1)	521 (51.7)		1007	1007
EE	16 (1.6)	37 (3.7)	413 (41.3)	114 (11.4)	65 (6.5)	14 (1.4)	341 (34.1)		1000	1000
ES	24 (2.4)	75 (7.5)	113 (11.2)	33 (3.3)	73 (7.3)	28 (2.8)	660 (65.6)		1006	1006
FI	23 (2.3)	57 (5.7)	172 (17.2)	78 (7.8)	163 (16.3)	88 (8.8)	421 (42.0)		1002	1002
FR	45 (4.5)	50 (5.0)	202 (20.2)	48 (4.8)	99 (9.9)	62 (6.2)	493 (49.3)		999	999
GB-GBN	14 (1.4)	58 (5.8)	265 (26.5)	48 (4.8)	111 (11.1)	26 (2.6)	477 (47.7)		999	999
GB-NIR	7 (2.4)	19 (6.5)	77 (26.4)	19 (6.5)	40 (13.7)	6 (2.1)	124 (42.5)		292	292
GR	15 (1.5)	70 (7.0)	135 (13.5)	158 (15.8)	157 (15.7)	18 (1.8)	447 (44.7)		1000	1000
HU	63 (6.2)	162 (16.0)	209 (20.6)	61 (6.0)	93 (9.2)	27 (2.7)	400 (39.4)		1015	1015
IE	18 (1.8)	123 (12.6)	83 (8.5)	45 (4.6)	100 (10.3)	12 (1.2)	593 (60.9)		974	974
IT	28 (2.7)	106 (10.2)	191 (18.4)	116 (11.2)	58 (5.6)	10 (1.0)	529 (51.0)		1038	1038
LT	55 (5.4)	89 (8.7)	436 (42.5)	43 (4.2)	68 (6.6)	15 (1.5)	319 (31.1)		1025	1025
LU	5 (1.0)	24 (4.8)	84 (16.8)	35 (7.0)	55 (11.0)	27 (5.4)	271 (54.1)		501	501
LV	48 (4.8)	32 (3.2)	350 (35.0)	170 (17.0)	82 (8.2)	27 (2.7)	292 (29.2)		1001	1001
MT	3 (0.6)	55 (11.0)	17 (3.4)	31 (6.2)	29 (5.8)	22 (4.4)	344 (68.7)		501	501
NL	23 (2.2)	55 (5.4)	329 (32.1)	59 (5.8)	103 (10.1)	29 (2.8)	426 (41.6)		1024	1024
PL	33 (3.3)	45 (4.5)	186 (18.6)	63 (6.3)	98 (9.8)	22 (2.2)	552 (55.3)		999	999
PT	46 (4.4)	81 (7.7)	224 (21.4)	45 (4.3)	52 (5.0)	6 (0.6)	593 (56.6)		1047	1047
RO	35 (3.5)	105 (10.4)	92 (9.1)	62 (6.1)	79 (7.8)	15 (1.5)	626 (61.7)		1014	1014
SE	11 (1.1)	58 (5.7)	289 (28.6)	68 (6.7)	118 (11.7)	42 (4.2)	424 (42.0)		1010	1010
SI	57 (5.6)	116 (11.4)	193 (18.9)	90 (8.8)	143 (14.0)	25 (2.5)	395 (38.8)		1019	1019
SK	36 (3.5)	144 (13.9)	238 (23.0)	121 (11.7)	283 (27.4)	21 (2.0)	191 (18.5)		1034	1034
N Sum	779	2206	5840	2125	3144	815	11660	26569		
N Valid Sum	779	2206	5840	2125	3144	815	11660			26569

v427 - QC11 CHEMICAL PROD HAZARD SYMBOL D - MEANING

Q.C11

Now, please tell me what do you think each of these four symbols stand for? This symbol stands for a chemical product...
(SHOW EACH SYMBOL ONE BY ONE AND ASK THE QUESTION ONE BY ONE – SHOW CARD WITH SCALE – ONE ANSWER PER LINE – ROTATE SYMBOLS)

Q.C11_4 Symbol D

- 1 That is flammable (correct)
- 2 That is corrosive to metal
- 3 That is an environmental hazard
- 4 That is carcinogenic
- 5 That is a skin irritant
- 6 That causes asthma or other respiratory hypersensitivity reactions
- 7 DK

Note:

The interviewees were presented four symbols from the updated CLP (EU regulation on classification, labelling and packaging of substances and mixtures, entered into force on 20th January 2009) and asked to indicate which ones they were familiar with. Only the individual symbol was shown, with identification letter. Neither their names nor their meanings were provided at this stage. The actual size of logos were shown to respondents. For the present variable report they were reproduced from the official report "Special Eurobarometer 360: Consumer understanding of labels and the safe use of chemicals".

Symbol D: The product is flammable.



v427 by v7, Absolute Values (Row Percent), weighted by v8

v427	1	2	3	4	5	6	7	N Sum	N Valid Sum
v7									
AT	829 (82.1)	20 (2.0)	53 (5.2)	20 (2.0)	18 (1.8)	5 (0.5)	65 (6.4)	1010	1010
BE	986 (96.7)	5 (0.5)	7 (0.7)	3 (0.3)		1 (0.1)	18 (1.8)	1020	1020
BG	854 (85.4)	3 (0.3)	1 (0.1)	1 (0.1)	1 (0.1)	2 (0.2)	138 (13.8)	1000	1000
CY	462 (92.2)	5 (1.0)	5 (1.0)	2 (0.4)	1 (0.2)		26 (5.2)	501	501
CZ	992 (97.7)	1 (0.1)	1 (0.1)	1 (0.1)	1 (0.1)		19 (1.9)	1015	1015
DE-E	503 (94.9)	2 (0.4)	7 (1.3)	1 (0.2)		0 (0.0)	17 (3.2)	530	530
DE-W	937 (94.7)	1 (0.1)	5 (0.5)	1 (0.1)			45 (4.6)	989	989
DK	986 (97.9)	5 (0.5)	3 (0.3)	1 (0.1)			12 (1.2)	1007	1007
EE	945 (94.5)	5 (0.5)	3 (0.3)	4 (0.4)	1 (0.1)		42 (4.2)	1000	1000
ES	972 (96.7)		8 (0.8)	1 (0.1)		1 (0.1)	23 (2.3)	1005	1005
FI	925 (92.2)	11 (1.1)	21 (2.1)	11 (1.1)	5 (0.5)	6 (0.6)	24 (2.4)	1003	1003
FR	898 (89.9)	8 (0.8)	32 (3.2)	7 (0.7)	8 (0.8)	8 (0.8)	38 (3.8)	999	999
GB-GBN	963 (96.2)	3 (0.3)	6 (0.6)				29 (2.9)	1001	1001
GB-NIR	275 (94.5)		4 (1.4)				12 (4.1)	291	291
GR	883 (88.3)	11 (1.1)	11 (1.1)	7 (0.7)	4 (0.4)	2 (0.2)	82 (8.2)	1000	1000
HU	810 (79.9)	34 (3.4)	44 (4.3)	16 (1.6)	9 (0.9)	6 (0.6)	95 (9.4)	1014	1014
IE	863 (88.4)	12 (1.2)	6 (0.6)	8 (0.8)	2 (0.2)	3 (0.3)	82 (8.4)	976	976
IT	864 (83.2)	27 (2.6)	44 (4.2)	28 (2.7)	12 (1.2)	1 (0.1)	63 (6.1)	1039	1039
LT	976 (95.1)		11 (1.1)	4 (0.4)	2 (0.2)		33 (3.2)	1026	1026
LU	487 (97.0)	2 (0.4)	4 (0.8)	2 (0.4)	2 (0.4)	2 (0.4)	3 (0.6)	502	502
LV	979 (98.0)		9 (0.9)	1 (0.1)		1 (0.1)	9 (0.9)	999	999
MT	447 (89.2)	2 (0.4)	1 (0.2)	1 (0.2)	1 (0.2)		49 (9.8)	501	501
NL	1011 (98.7)		3 (0.3)		0 (0.0)	1 (0.1)	9 (0.9)	1024	1024
PL	883 (88.2)	9 (0.9)	7 (0.7)	2 (0.2)	6 (0.6)	1 (0.1)	93 (9.3)	1001	1001
PT	839 (80.2)	23 (2.2)	37 (3.5)	11 (1.1)	7 (0.7)		129 (12.3)	1046	1046
RO	728 (71.9)	6 (0.6)	19 (1.9)	8 (0.8)	8 (0.8)	2 (0.2)	242 (23.9)	1013	1013
SE	975 (96.5)	9 (0.9)	11 (1.1)	1 (0.1)	1 (0.1)	1 (0.1)	12 (1.2)	1010	1010
SI	929 (91.1)	9 (0.9)	21 (2.1)	12 (1.2)	2 (0.2)	6 (0.6)	41 (4.0)	1020	1020
SK	1015 (98.1)	2 (0.2)	4 (0.4)	2 (0.2)	3 (0.3)		9 (0.9)	1035	1035
N Sum	24216	215	388	156	94	49	1459	26577	
N Valid Sum	24216	215	388	156	94	49	1459		26577

v428 - QC12 CHEMICAL PRODUCT RISK INFO: DIY/BUILDING

Q.C12

On the whole, how well-informed do you feel about the potential risks posed by the following chemical products? Please use a scale from 1 to 7, where '1' means that you are "not at all informed", and '7' means you are "very well informed".

(SHOW CARD WITH SCALE – ONE ANSWER ONLY – ROTATE)

Q.C12_1 DIY (Do It Yourself) products and building materials (e.g. paints, varnish)

- 1 Box 1 - Not at all informed
- 2 Box 2
- 3 Box 3
- 4 Box 4
- 5 Box 5
- 6 Box 6
- 7 Box 7 - Very well informed
- 8 DK

v428 by v7, Absolute Values (Row Percent), weighted by v8

v428	1	2	3	4	5	6	7	8	N Sum	N Valid Sum
v7								M		
AT	79 (7.9)	72 (7.2)	127 (12.7)	198 (19.8)	222 (22.2)	194 (19.4)	107 (10.7)	11	1010	999
BE	81 (8.1)	103 (10.3)	143 (14.3)	233 (23.2)	236 (23.5)	123 (12.3)	84 (8.4)	17	1020	1003
BG	104 (10.8)	96 (9.9)	131 (13.5)	200 (20.7)	192 (19.9)	150 (15.5)	94 (9.7)	32	999	967
CY	74 (15.5)	40 (8.4)	89 (18.7)	94 (19.7)	74 (15.5)	42 (8.8)	64 (13.4)	24	501	477
CZ	82 (8.4)	59 (6.0)	87 (8.9)	193 (19.8)	245 (25.1)	169 (17.3)	141 (14.4)	38	1014	976
DE-E	46 (8.9)	17 (3.3)	71 (13.7)	108 (20.9)	108 (20.9)	91 (17.6)	76 (14.7)	13	530	517
DE-W	66 (6.9)	55 (5.8)	112 (11.8)	225 (23.6)	221 (23.2)	174 (18.3)	100 (10.5)	35	988	953
DK	27 (2.7)	47 (4.8)	98 (9.9)	177 (17.9)	215 (21.8)	234 (23.7)	189 (19.1)	20	1007	987
EE	112 (11.3)	82 (8.3)	109 (11.0)	268 (27.2)	194 (19.7)	117 (11.9)	105 (10.6)	13	1000	987
ES	175 (17.8)	150 (15.3)	164 (16.7)	232 (23.6)	166 (16.9)	62 (6.3)	33 (3.4)	24	1006	982
FI	43 (4.3)	72 (7.3)	136 (13.7)	238 (24.0)	270 (27.2)	141 (14.2)	92 (9.3)	11	1003	992
FR	50 (5.3)	65 (6.9)	129 (13.7)	202 (21.5)	233 (24.8)	168 (17.9)	93 (9.9)	60	1000	940
GB-GBN	68 (7.2)	45 (4.7)	94 (9.9)	194 (20.4)	234 (24.6)	153 (16.1)	162 (17.1)	48	998	950
GB-NIR	25 (8.9)	11 (3.9)	41 (14.6)	53 (18.9)	66 (23.6)	48 (17.1)	36 (12.9)	10	290	280
GR	152 (15.3)	125 (12.6)	169 (17.0)	187 (18.8)	173 (17.4)	139 (14.0)	51 (5.1)	5	1001	996
HU	116 (11.6)	107 (10.7)	163 (16.3)	240 (24.0)	188 (18.8)	112 (11.2)	73 (7.3)	14	1013	999
IE	90 (9.7)	63 (6.8)	93 (10.0)	143 (15.3)	208 (22.3)	146 (15.7)	189 (20.3)	44	976	932
IT	154 (15.3)	97 (9.7)	173 (17.2)	205 (20.4)	221 (22.0)	116 (11.5)	39 (3.9)	34	1039	1005
LT	84 (8.4)	80 (8.0)	152 (15.3)	209 (21.0)	208 (20.9)	139 (14.0)	123 (12.4)	32	1027	995
LU	41 (9.0)	32 (7.0)	52 (11.4)	81 (17.8)	120 (26.4)	82 (18.0)	47 (10.3)	45	500	455
LV	77 (7.9)	99 (10.1)	166 (16.9)	228 (23.3)	175 (17.9)	114 (11.6)	121 (12.3)	20	1000	980
MT	76 (16.3)	52 (11.2)	60 (12.9)	74 (15.9)	94 (20.2)	56 (12.0)	53 (11.4)	34	499	465
NL	41 (4.1)	68 (6.7)	103 (10.2)	161 (15.9)	259 (25.6)	241 (23.8)	138 (13.6)	12	1023	1011
PL	92 (9.9)	58 (6.2)	130 (14.0)	220 (23.7)	223 (24.0)	121 (13.0)	85 (9.1)	70	999	929
PT	93 (9.2)	134 (13.2)	227 (22.3)	292 (28.7)	189 (18.6)	54 (5.3)	27 (2.7)	31	1047	1016
RO	132 (13.7)	134 (13.9)	202 (21.0)	169 (17.5)	140 (14.5)	110 (11.4)	77 (8.0)	48	1012	964
SE	76 (7.6)	94 (9.5)	135 (13.6)	164 (16.5)	216 (21.7)	175 (17.6)	134 (13.5)	16	1010	994
SI	80 (8.1)	81 (8.2)	144 (14.5)	233 (23.5)	225 (22.7)	118 (11.9)	112 (11.3)	26	1019	993
SK	73 (7.2)	63 (6.3)	101 (10.0)	188 (18.7)	236 (23.4)	175 (17.4)	171 (17.0)	26	1033	1007
N Sum	2409	2201	3601	5409	5551	3764	2816	813	26564	
N Valid Sum	2409	2201	3601	5409	5551	3764	2816			25751

v429 - QC12 CHEMICAL PRODUCT RISK INFO: DETERGENTS

Q.C12

On the whole, how well-informed do you feel about the potential risks posed by the following chemical products? Please use a scale from 1 to 7, where '1' means that you are "not at all informed", and '7' means you are "very well informed".

(SHOW CARD WITH SCALE – ONE ANSWER ONLY – ROTATE)

Q.C12_2 Every day detergents (e.g. washing powder, dish washing detergents)

- 1 Box 1 - Not at all informed
- 2 Box 2
- 3 Box 3
- 4 Box 4
- 5 Box 5
- 6 Box 6
- 7 Box 7 - Very well informed
- 8 DK

v429 by v7, Absolute Values (Row Percent), weighted by v8

v7	v429	1	2	3	4	5	6	7	8	N Sum	N Valid Sum
									M		
AT	48 (4.8)	41 (4.1)	90 (9.0)	182 (18.2)	193 (19.3)	210 (21.0)	237 (23.7)	8	1009	1001	
BE	49 (4.8)	76 (7.5)	107 (10.5)	196 (19.3)	259 (25.5)	192 (18.9)	136 (13.4)	5	1020	1015	
BG	45 (4.6)	67 (6.9)	112 (11.5)	193 (19.7)	223 (22.8)	172 (17.6)	166 (17.0)	21	999	978	
CY	44 (9.2)	45 (9.4)	67 (14.0)	100 (20.8)	85 (17.7)	76 (15.8)	63 (13.1)	21	501	480	
CZ	37 (3.7)	27 (2.7)	69 (6.9)	145 (14.5)	211 (21.1)	238 (23.8)	274 (27.4)	13	1014	1001	
DE-E	26 (5.0)	24 (4.6)	33 (6.3)	57 (10.9)	106 (20.2)	137 (26.1)	142 (27.0)	6	531	525	
DE-W	47 (4.8)	52 (5.3)	103 (10.6)	189 (19.4)	191 (19.6)	203 (20.8)	191 (19.6)	13	989	976	
DK	15 (1.5)	46 (4.6)	100 (10.1)	123 (12.4)	211 (21.2)	234 (23.5)	266 (26.7)	13	1008	995	
EE	55 (5.6)	54 (5.5)	81 (8.2)	218 (22.0)	221 (22.3)	178 (18.0)	183 (18.5)	11	1001	990	
ES	106 (10.6)	112 (11.2)	137 (13.7)	230 (23.1)	196 (19.7)	119 (11.9)	97 (9.7)	8	1005	997	
FI	16 (1.6)	53 (5.3)	142 (14.2)	236 (23.6)	242 (24.2)	188 (18.8)	124 (12.4)	2	1003	1001	
FR	37 (3.8)	49 (5.0)	109 (11.1)	172 (17.5)	265 (27.0)	222 (22.6)	128 (13.0)	18	1000	982	
GB-GBN	45 (4.7)	33 (3.4)	87 (9.0)	193 (20.0)	243 (25.2)	163 (16.9)	200 (20.7)	36	1000	964	
GB-NIR	17 (6.0)	21 (7.4)	27 (9.5)	50 (17.6)	56 (19.7)	60 (21.1)	53 (18.7)	7	291	284	
GR	75 (7.5)	95 (9.5)	151 (15.1)	164 (16.4)	213 (21.3)	207 (20.7)	95 (9.5)	1	1001	1000	
HU	35 (3.5)	41 (4.1)	82 (8.2)	197 (19.6)	228 (22.7)	215 (21.4)	207 (20.6)	10	1015	1005	
IE	78 (8.4)	65 (7.0)	83 (8.9)	113 (12.2)	190 (20.5)	194 (20.9)	206 (22.2)	47	976	929	
IT	56 (5.5)	53 (5.2)	144 (14.2)	218 (21.5)	264 (26.1)	172 (17.0)	106 (10.5)	25	1038	1013	
LT	69 (6.9)	74 (7.4)	157 (15.6)	216 (21.5)	198 (19.7)	139 (13.8)	152 (15.1)	22	1027	1005	
LU	11 (2.2)	17 (3.5)	56 (11.4)	64 (13.0)	145 (29.5)	111 (22.6)	88 (17.9)	9	501	492	
LV	39 (3.9)	50 (5.1)	133 (13.4)	203 (20.5)	231 (23.3)	174 (17.6)	160 (16.2)	10	1000	990	
MT	50 (10.5)	43 (9.0)	58 (12.1)	87 (18.2)	85 (17.8)	73 (15.3)	82 (17.2)	23	501	478	
NL	53 (5.2)	66 (6.5)	79 (7.8)	149 (14.7)	207 (20.4)	251 (24.7)	210 (20.7)	9	1024	1015	
PL	34 (3.5)	30 (3.1)	97 (10.1)	210 (21.8)	271 (28.1)	170 (17.6)	152 (15.8)	36	1000	964	
PT	65 (6.4)	112 (11.0)	184 (18.0)	286 (28.0)	230 (22.5)	92 (9.0)	53 (5.2)	24	1046	1022	
RO	81 (8.4)	108 (11.1)	140 (14.4)	191 (19.7)	199 (20.5)	125 (12.9)	125 (12.9)	42	1011	969	
SE	33 (3.3)	66 (6.6)	122 (12.2)	161 (16.0)	222 (22.1)	210 (20.9)	190 (18.9)	6	1010	1004	
SI	48 (4.8)	59 (5.9)	111 (11.0)	188 (18.7)	238 (23.7)	168 (16.7)	194 (19.3)	12	1018	1006	
SK	50 (4.9)	39 (3.8)	51 (5.0)	137 (13.4)	236 (23.0)	205 (20.0)	306 (29.9)	11	1035	1024	
N Sum	1364	1618	2912	4868	5859	4898	4586	469	26574		
N Valid Sum	1364	1618	2912	4868	5859	4898	4586			26105	

v430 - QC12 CHEMICAL PRODUCT RISK INFO: OTHER CLEANING

Q.C12

On the whole, how well-informed do you feel about the potential risks posed by the following chemical products? Please use a scale from 1 to 7, where '1' means that you are "not at all informed", and '7' means you are "very well informed".

(SHOW CARD WITH SCALE – ONE ANSWER ONLY – ROTATE)

Q.C12_3 Other cleaning products (e.g. drain cleaners, oven cleaners)

- 1 Box 1 - Not at all informed
- 2 Box 2
- 3 Box 3
- 4 Box 4
- 5 Box 5
- 6 Box 6
- 7 Box 7 - Very well informed
- 8 DK

v430 by v7, Absolute Values (Row Percent), weighted by v8

	v430	1	2	3	4	5	6	7	8	N Sum	N Valid Sum
v7									M		
AT	67 (6.7)	59 (5.9)	144 (14.5)	204 (20.5)	259 (26.1)	174 (17.5)	86 (8.7)	17		1010	993
BE	54 (5.3)	90 (8.9)	123 (12.1)	190 (18.8)	278 (27.4)	171 (16.9)	107 (10.6)	8		1021	1013
BG	74 (7.6)	72 (7.3)	118 (12.0)	222 (22.7)	227 (23.2)	154 (15.7)	113 (11.5)	20		1000	980
CY	52 (10.9)	41 (8.6)	83 (17.5)	103 (21.7)	90 (18.9)	54 (11.4)	52 (10.9)	26		501	475
CZ	44 (4.4)	26 (2.6)	85 (8.6)	195 (19.6)	275 (27.7)	201 (20.2)	168 (16.9)	21		1015	994
DE-E	33 (6.4)	27 (5.2)	51 (9.8)	102 (19.7)	112 (21.6)	95 (18.3)	99 (19.1)	11		530	519
DE-W	57 (5.9)	39 (4.0)	115 (11.9)	213 (22.0)	271 (27.9)	154 (15.9)	121 (12.5)	19		989	970
DK	26 (2.6)	34 (3.4)	103 (10.4)	127 (12.8)	237 (23.8)	222 (22.3)	246 (24.7)	12		1007	995
EE	126 (12.9)	80 (8.2)	138 (14.2)	242 (24.8)	199 (20.4)	97 (10.0)	92 (9.4)	28		1002	974
ES	96 (9.6)	112 (11.2)	167 (16.7)	264 (26.4)	217 (21.7)	93 (9.3)	50 (5.0)	8		1007	999
FI	18 (1.8)	53 (5.3)	135 (13.5)	261 (26.2)	261 (26.2)	159 (15.9)	110 (11.0)	5		1002	997
FR	37 (3.8)	50 (5.1)	99 (10.2)	168 (17.3)	237 (24.4)	228 (23.5)	153 (15.7)	28		1000	972
GB-GBN	45 (4.7)	36 (3.7)	78 (8.1)	195 (20.2)	251 (26.0)	170 (17.6)	190 (19.7)	34		999	965
GB-NIR	22 (7.8)	15 (5.3)	33 (11.7)	43 (15.2)	79 (27.9)	53 (18.7)	38 (13.4)	7		290	283
GR	84 (8.4)	111 (11.1)	157 (15.7)	193 (19.3)	223 (22.3)	180 (18.0)	50 (5.0)	2		1000	998
HU	55 (5.5)	53 (5.3)	122 (12.2)	234 (23.4)	271 (27.1)	144 (14.4)	121 (12.1)	15		1015	1000
IE	78 (8.4)	67 (7.2)	98 (10.5)	132 (14.2)	191 (20.6)	163 (17.5)	200 (21.5)	47		976	929
IT	70 (6.9)	61 (6.0)	170 (16.7)	230 (22.6)	250 (24.6)	158 (15.5)	79 (7.8)	21		1039	1018
LT	95 (9.6)	84 (8.5)	152 (15.3)	215 (21.7)	213 (21.5)	124 (12.5)	108 (10.9)	35		1026	991
LU	9 (1.8)	19 (3.9)	57 (11.7)	74 (15.1)	137 (28.0)	104 (21.3)	89 (18.2)	12		501	489
LV	90 (9.2)	82 (8.4)	198 (20.3)	225 (23.1)	175 (17.9)	115 (11.8)	91 (9.3)	24		1000	976
MT	50 (10.5)	42 (8.8)	60 (12.6)	79 (16.6)	86 (18.1)	77 (16.2)	81 (17.1)	24		499	475
NL	50 (5.0)	44 (4.4)	96 (9.6)	159 (15.8)	248 (24.7)	240 (23.9)	168 (16.7)	18		1023	1005
PL	59 (6.2)	37 (3.9)	113 (11.8)	235 (24.6)	263 (27.5)	140 (14.6)	109 (11.4)	44		1000	956
PT	69 (6.8)	125 (12.2)	217 (21.3)	298 (29.2)	225 (22.0)	62 (6.1)	25 (2.4)	24		1045	1021
RO	129 (13.7)	125 (13.2)	133 (14.1)	198 (21.0)	170 (18.0)	92 (9.7)	97 (10.3)	67		1011	944
SE	37 (3.7)	64 (6.4)	129 (12.9)	182 (18.2)	261 (26.1)	185 (18.5)	141 (14.1)	11		1010	999
SI	61 (6.1)	85 (8.5)	120 (12.0)	202 (20.1)	237 (23.6)	136 (13.5)	163 (16.2)	15		1019	1004
SK	69 (6.8)	51 (5.0)	102 (10.1)	197 (19.4)	259 (25.5)	170 (16.8)	166 (16.4)	21		1035	1014
N Sum	1756	1784	3396	5382	6202	4115	3313	624		26572	
N Valid Sum	1756	1784	3396	5382	6202	4115	3313				25948

v431 - QC12 CHEMICAL PRODUCT RISK INFO: CAR CARE

Q.C12

On the whole, how well-informed do you feel about the potential risks posed by the following chemical products? Please use a scale from 1 to 7, where '1' means that you are "not at all informed", and '7' means you are "very well informed".

(SHOW CARD WITH SCALE – ONE ANSWER ONLY – ROTATE)

Q.C12_4 Car / Vehicle care products (e.g. car wax, lubricating oils, wheel cleaners)

- 1 Box 1 - Not at all informed
- 2 Box 2
- 3 Box 3
- 4 Box 4
- 5 Box 5
- 6 Box 6
- 7 Box 7 - Very well informed
- 8 DK

v431 by v7, Absolute Values (Row Percent), weighted by v8

	v431	1	2	3	4	5	6	7	8	N Sum	N Valid Sum
v7									M		
AT	137 (13.9)	79 (8.0)	132 (13.4)	177 (18.0)	203 (20.6)	165 (16.8)	92 (9.3)	24		1009	985
BE	132 (13.4)	130 (13.2)	134 (13.6)	195 (19.8)	217 (22.1)	114 (11.6)	61 (6.2)	36		1019	983
BG	268 (29.9)	89 (9.9)	96 (10.7)	143 (16.0)	138 (15.4)	93 (10.4)	68 (7.6)	105		1000	895
CY	140 (30.4)	35 (7.6)	79 (17.2)	68 (14.8)	67 (14.6)	25 (5.4)	46 (10.0)	42		502	460
CZ	137 (14.5)	48 (5.1)	88 (9.3)	185 (19.5)	189 (19.9)	158 (16.7)	143 (15.1)	67		1015	948
DE-E	88 (17.9)	36 (7.3)	65 (13.2)	85 (17.3)	81 (16.5)	69 (14.0)	68 (13.8)	38		530	492
DE-W	104 (11.1)	90 (9.6)	114 (12.2)	203 (21.7)	187 (20.0)	146 (15.6)	93 (9.9)	52		989	937
DK	171 (18.7)	101 (11.1)	116 (12.7)	162 (17.7)	142 (15.6)	117 (12.8)	104 (11.4)	95		1008	913
EE	248 (25.8)	85 (8.8)	93 (9.7)	177 (18.4)	167 (17.4)	94 (9.8)	98 (10.2)	39		1001	962
ES	244 (25.1)	160 (16.5)	165 (17.0)	216 (22.2)	121 (12.4)	46 (4.7)	20 (2.1)	34		1006	972
FI	102 (10.5)	114 (11.7)	153 (15.7)	229 (23.5)	199 (20.4)	111 (11.4)	66 (6.8)	29		1003	974
FR	86 (9.9)	90 (10.3)	123 (14.1)	177 (20.3)	194 (22.2)	132 (15.1)	70 (8.0)	128		1000	872
GB-GBN	101 (11.2)	65 (7.2)	107 (11.9)	205 (22.8)	196 (21.8)	98 (10.9)	126 (14.0)	103		1001	898
GB-NIR	45 (16.4)	33 (12.0)	42 (15.3)	48 (17.5)	49 (17.8)	28 (10.2)	30 (10.9)	18		293	275
GR	241 (24.4)	134 (13.6)	136 (13.8)	174 (17.6)	137 (13.9)	128 (13.0)	36 (3.7)	14		1000	986
HU	241 (24.7)	122 (12.5)	142 (14.5)	174 (17.8)	152 (15.6)	76 (7.8)	70 (7.2)	37		1014	977
IE	129 (15.0)	81 (9.4)	108 (12.6)	133 (15.5)	158 (18.4)	112 (13.0)	139 (16.2)	114		974	860
IT	164 (16.5)	101 (10.2)	176 (17.8)	206 (20.8)	211 (21.3)	92 (9.3)	41 (4.1)	47		1038	991
LT	173 (18.5)	79 (8.5)	128 (13.7)	176 (18.9)	174 (18.6)	102 (10.9)	101 (10.8)	94		1027	933
LU	58 (13.6)	33 (7.7)	54 (12.6)	77 (18.0)	114 (26.6)	53 (12.4)	39 (9.1)	73		501	428
LV	207 (21.9)	112 (11.9)	131 (13.9)	176 (18.6)	126 (13.3)	96 (10.2)	96 (10.2)	56		1000	944
MT	79 (17.8)	61 (13.8)	58 (13.1)	71 (16.0)	71 (16.0)	56 (12.6)	47 (10.6)	56		499	443
NL	119 (12.5)	103 (10.8)	99 (10.4)	170 (17.8)	200 (21.0)	170 (17.8)	92 (9.7)	72		1025	953
PL	136 (15.3)	65 (7.3)	117 (13.2)	192 (21.7)	193 (21.8)	114 (12.9)	69 (7.8)	113		999	886
PT	137 (13.6)	160 (15.9)	197 (19.6)	289 (28.7)	148 (14.7)	56 (5.6)	19 (1.9)	39		1045	1006
RO	223 (24.9)	136 (15.2)	129 (14.4)	128 (14.3)	136 (15.2)	69 (7.7)	73 (8.2)	119		1013	894
SE	151 (15.4)	95 (9.7)	163 (16.6)	188 (19.1)	187 (19.0)	106 (10.8)	93 (9.5)	27		1010	983
SI	124 (12.6)	129 (13.1)	128 (13.0)	189 (19.2)	171 (17.4)	123 (12.5)	119 (12.1)	37		1020	983
SK	155 (15.8)	53 (5.4)	75 (7.6)	190 (19.4)	203 (20.7)	131 (13.4)	174 (17.7)	52		1033	981
N Sum	4340	2619	3348	4803	4531	2880	2293	1760		26574	
N Valid Sum	4340	2619	3348	4803	4531	2880	2293				24814

v432 - QC12 CHEMICAL PRODUCT RISK INFO: GARDENING

Q.C12

On the whole, how well-informed do you feel about the potential risks posed by the following chemical products? Please use a scale from 1 to 7, where '1' means that you are "not at all informed", and '7' means you are "very well informed".

(SHOW CARD WITH SCALE – ONE ANSWER ONLY – ROTATE)

Q.C12_5 Gardening products (e.g. fertilizers, plant conditioners)

- 1 Box 1 - Not at all informed
- 2 Box 2
- 3 Box 3
- 4 Box 4
- 5 Box 5
- 6 Box 6
- 7 Box 7 - Very well informed
- 8 DK

v432 by v7, Absolute Values (Row Percent), weighted by v8

	v432	1	2	3	4	5	6	7	8	N Sum	N Valid Sum
v7									M		
AT	137 (14.0)	75 (7.7)	134 (13.7)	186 (19.1)	212 (21.7)	149 (15.3)	83 (8.5)	35	1011	976	
BE	81 (8.1)	95 (9.5)	138 (13.8)	216 (21.6)	261 (26.0)	124 (12.4)	87 (8.7)	18	1020	1002	
BG	196 (20.5)	114 (11.9)	133 (13.9)	179 (18.7)	153 (16.0)	111 (11.6)	71 (7.4)	45	1002	957	
CY	108 (22.8)	36 (7.6)	71 (15.0)	81 (17.1)	75 (15.9)	45 (9.5)	57 (12.1)	28	501	473	
CZ	81 (8.3)	41 (4.2)	102 (10.4)	176 (18.0)	256 (26.1)	179 (18.3)	144 (14.7)	38	1017	979	
DE-E	80 (15.7)	29 (5.7)	63 (12.4)	104 (20.5)	91 (17.9)	67 (13.2)	74 (14.6)	22	530	508	
DE-W	104 (11.0)	74 (7.9)	110 (11.7)	189 (20.1)	208 (22.1)	145 (15.4)	112 (11.9)	47	989	942	
DK	75 (7.7)	90 (9.3)	109 (11.3)	157 (16.2)	205 (21.2)	170 (17.6)	162 (16.7)	38	1006	968	
EE	184 (19.0)	93 (9.6)	119 (12.3)	226 (23.3)	164 (16.9)	96 (9.9)	87 (9.0)	32	1001	969	
ES	218 (22.3)	174 (17.8)	163 (16.7)	228 (23.4)	121 (12.4)	44 (4.5)	28 (2.9)	29	1005	976	
FI	60 (6.0)	101 (10.2)	187 (18.8)	238 (24.0)	224 (22.6)	128 (12.9)	55 (5.5)	10	1003	993	
FR	52 (5.6)	62 (6.7)	112 (12.0)	170 (18.3)	214 (23.0)	222 (23.8)	99 (10.6)	68	999	931	
GB-GBN	78 (8.3)	53 (5.6)	91 (9.7)	186 (19.7)	226 (24.0)	144 (15.3)	165 (17.5)	56	999	943	
GB-NIR	33 (11.7)	14 (5.0)	32 (11.4)	46 (16.4)	72 (25.6)	49 (17.4)	35 (12.5)	10	291	281	
GR	83 (8.3)	108 (10.8)	180 (18.0)	217 (21.7)	213 (21.3)	147 (14.7)	50 (5.0)	1	999	998	
HU	139 (13.9)	93 (9.3)	171 (17.2)	222 (22.3)	179 (18.0)	110 (11.0)	83 (8.3)	16	1013	997	
IE	103 (11.2)	71 (7.7)	98 (10.7)	154 (16.8)	180 (19.6)	131 (14.3)	182 (19.8)	56	975	919	
IT	135 (13.5)	106 (10.6)	169 (16.9)	212 (21.2)	221 (22.1)	118 (11.8)	40 (4.0)	39	1040	1001	
LT	109 (11.1)	89 (9.1)	164 (16.8)	218 (22.3)	198 (20.2)	99 (10.1)	102 (10.4)	47	1026	979	
LU	30 (6.6)	33 (7.3)	52 (11.5)	81 (17.8)	122 (26.9)	78 (17.2)	58 (12.8)	49	503	454	
LV	139 (14.6)	107 (11.2)	150 (15.7)	224 (23.5)	138 (14.5)	108 (11.3)	89 (9.3)	45	1000	955	
MT	86 (19.6)	40 (9.1)	47 (10.7)	67 (15.3)	84 (19.2)	52 (11.9)	62 (14.2)	62	500	438	
NL	89 (8.9)	73 (7.3)	104 (10.4)	185 (18.4)	216 (21.5)	187 (18.6)	150 (14.9)	20	1024	1004	
PL	109 (11.7)	67 (7.2)	137 (14.7)	210 (22.5)	230 (24.6)	111 (11.9)	71 (7.6)	65	1000	935	
PT	116 (11.5)	146 (14.5)	226 (22.5)	276 (27.4)	174 (17.3)	50 (5.0)	18 (1.8)	40	1046	1006	
RO	155 (16.4)	146 (15.4)	168 (17.7)	162 (17.1)	143 (15.1)	84 (8.9)	90 (9.5)	65	1013	948	
SE	94 (9.5)	114 (11.5)	165 (16.6)	211 (21.2)	205 (20.6)	111 (11.2)	93 (9.4)	17	1010	993	
SI	79 (8.0)	88 (8.9)	124 (12.5)	210 (21.2)	219 (22.1)	134 (13.5)	137 (13.8)	30	1021	991	
SK	91 (9.0)	65 (6.4)	92 (9.1)	170 (16.7)	236 (23.2)	183 (18.0)	179 (17.6)	19	1035	1016	
N Sum	3044	2397	3611	5201	5240	3376	2663	1047	26579		
N Valid Sum	3044	2397	3611	5201	5240	3376	2663			25532	

v433 - QC12 CHEMICAL PRODUCT RISK INFO: PESTIC/INSECTIC

Q.C12

On the whole, how well-informed do you feel about the potential risks posed by the following chemical products? Please use a scale from 1 to 7, where '1' means that you are "not at all informed", and '7' means you are "very well informed".

(SHOW CARD WITH SCALE – ONE ANSWER ONLY – ROTATE)

Q.C12_6 Pesticides and insecticides (e.g. weed killers, vermin and pest control)

- 1 Box 1 - Not at all informed
- 2 Box 2
- 3 Box 3
- 4 Box 4
- 5 Box 5
- 6 Box 6
- 7 Box 7 - Very well informed
- 8 DK

v433 by v7, Absolute Values (Row Percent), weighted by v8

	v433	1	2	3	4	5	6	7	8	N Sum	N Valid Sum
v7									M		
AT	131 (13.4)	74 (7.6)	148 (15.1)	204 (20.8)	209 (21.3)	147 (15.0)	66 (6.7)	30		1009	979
BE	81 (8.0)	102 (10.1)	128 (12.7)	201 (19.9)	240 (23.8)	163 (16.2)	93 (9.2)	11		1019	1008
BG	220 (23.0)	108 (11.3)	144 (15.1)	162 (16.9)	141 (14.7)	106 (11.1)	75 (7.8)	44		1000	956
CY	104 (21.8)	34 (7.1)	68 (14.3)	83 (17.4)	65 (13.7)	56 (11.8)	66 (13.9)	25		501	476
CZ	83 (8.5)	54 (5.5)	103 (10.6)	193 (19.8)	224 (23.0)	168 (17.3)	148 (15.2)	43		1016	973
DE-E	90 (17.6)	41 (8.0)	84 (16.4)	79 (15.5)	86 (16.8)	67 (13.1)	64 (12.5)	18		529	511
DE-W	103 (10.9)	63 (6.7)	131 (13.8)	197 (20.8)	209 (22.1)	135 (14.3)	109 (11.5)	42		989	947
DK	91 (9.4)	101 (10.4)	108 (11.1)	140 (14.4)	164 (16.9)	143 (14.7)	223 (23.0)	36		1006	970
EE	188 (19.4)	89 (9.2)	125 (12.9)	219 (22.6)	172 (17.7)	86 (8.9)	92 (9.5)	31		1002	971
ES	161 (16.3)	174 (17.6)	153 (15.5)	233 (23.6)	167 (16.9)	64 (6.5)	36 (3.6)	18		1006	988
FI	56 (5.7)	79 (8.0)	137 (13.8)	222 (22.4)	260 (26.2)	157 (15.8)	80 (8.1)	12		1003	991
FR	60 (6.3)	58 (6.1)	97 (10.1)	183 (19.1)	231 (24.1)	206 (21.5)	123 (12.8)	43		1001	958
GB-GBN	74 (7.8)	60 (6.3)	91 (9.6)	178 (18.8)	207 (21.9)	157 (16.6)	180 (19.0)	53		1000	947
GB-NIR	29 (10.3)	22 (7.8)	32 (11.4)	40 (14.2)	63 (22.4)	55 (19.6)	40 (14.2)	10		291	281
GR	102 (10.2)	85 (8.5)	146 (14.6)	193 (19.4)	214 (21.5)	196 (19.7)	61 (6.1)	2		999	997
HU	98 (9.8)	108 (10.8)	159 (15.9)	221 (22.1)	208 (20.8)	114 (11.4)	92 (9.2)	16		1016	1000
IE	106 (11.5)	76 (8.2)	83 (9.0)	130 (14.1)	179 (19.4)	127 (13.8)	222 (24.1)	53		976	923
IT	118 (11.7)	82 (8.1)	172 (17.0)	212 (21.0)	222 (22.0)	149 (14.7)	56 (5.5)	29		1040	1011
LT	129 (13.3)	105 (10.8)	152 (15.6)	210 (21.6)	171 (17.6)	104 (10.7)	102 (10.5)	54		1027	973
LU	22 (4.8)	33 (7.2)	52 (11.3)	81 (17.6)	119 (25.9)	89 (19.3)	64 (13.9)	41		501	460
LV	172 (18.0)	134 (14.0)	168 (17.5)	180 (18.8)	130 (13.6)	81 (8.5)	93 (9.7)	42		1000	958
MT	81 (18.2)	46 (10.4)	36 (8.1)	69 (15.5)	68 (15.3)	67 (15.1)	77 (17.3)	57		501	444
NL	85 (8.4)	73 (7.2)	109 (10.8)	155 (15.4)	206 (20.4)	189 (18.7)	192 (19.0)	14		1023	1009
PL	117 (12.7)	79 (8.6)	113 (12.3)	198 (21.5)	225 (24.5)	103 (11.2)	84 (9.1)	82		1001	919
PT	84 (8.3)	155 (15.3)	223 (21.9)	279 (27.5)	188 (18.5)	61 (6.0)	26 (2.6)	28		1044	1016
RO	157 (16.6)	141 (14.9)	172 (18.1)	158 (16.7)	141 (14.9)	83 (8.8)	96 (10.1)	64		1012	948
SE	53 (5.3)	96 (9.7)	113 (11.4)	169 (17.0)	212 (21.3)	193 (19.4)	157 (15.8)	16		1009	993
SI	74 (7.4)	75 (7.5)	120 (12.0)	197 (19.6)	213 (21.2)	139 (13.9)	185 (18.4)	17		1020	1003
SK	128 (12.6)	65 (6.4)	105 (10.4)	160 (15.8)	234 (23.1)	151 (14.9)	169 (16.7)	21		1033	1012
N Sum	2997	2412	3472	4946	5168	3556	3071	952		26574	
N Valid Sum	2997	2412	3472	4946	5168	3556	3071				25622

v434 - QC13 CHEMICAL PROD INFO SOURCES: PACKAGING

Q.C13

Where do you generally find information about the potential dangers of chemical products?

(SHOW CARD – READ OUT – ROTATE – MULTIPLE ANSWERS POSSIBLE)

Q.C13_1 Product packaging

0 Not mentioned

1 Mentioned

v434 by v7, Absolute Values (Row Percent), weighted by v8

	v434	0	1	N Sum	N Valid Sum
v7					
AT	187 (18.5)	823 (81.5)	1010	1010	
BE	164 (16.1)	856 (83.9)	1020	1020	
BG	167 (16.7)	833 (83.3)	1000	1000	
CY	54 (10.8)	447 (89.2)	501	501	
CZ	111 (10.9)	904 (89.1)	1015	1015	
DE-E	78 (14.7)	452 (85.3)	530	530	
DE-W	116 (11.7)	873 (88.3)	989	989	
DK	38 (3.8)	969 (96.2)	1007	1007	
EE	117 (11.7)	883 (88.3)	1000	1000	
ES	180 (17.9)	826 (82.1)	1006	1006	
FI	104 (10.4)	899 (89.6)	1003	1003	
FR	153 (15.3)	847 (84.7)	1000	1000	
GB-GBN	188 (18.8)	812 (81.2)	1000	1000	
GB-NIR	45 (15.5)	246 (84.5)	291	291	
GR	223 (22.3)	777 (77.7)	1000	1000	
HU	180 (17.8)	834 (82.2)	1014	1014	
IE	174 (17.8)	801 (82.2)	975	975	
IT	401 (38.6)	638 (61.4)	1039	1039	
LT	262 (25.5)	764 (74.5)	1026	1026	
LU	48 (9.6)	453 (90.4)	501	501	
LV	222 (22.2)	778 (77.8)	1000	1000	
MT	101 (20.2)	399 (79.8)	500	500	
NL	104 (10.2)	920 (89.8)	1024	1024	
PL	315 (31.5)	685 (68.5)	1000	1000	
PT	313 (29.9)	733 (70.1)	1046	1046	
RO	166 (16.4)	847 (83.6)	1013	1013	
SE	42 (4.2)	968 (95.8)	1010	1010	
SI	90 (8.8)	930 (91.2)	1020	1020	
SK	134 (13.0)	900 (87.0)	1034	1034	
N Sum	4477	22097	26574		
N Valid Sum	4477	22097		26574	

v435 - QC13 CHEMICAL PROD INFO SOURCES: NEWSPAPERS

Q.C13

Where do you generally find information about the potential dangers of chemical products?

(SHOW CARD – READ OUT – ROTATE – MULTIPLE ANSWERS POSSIBLE)

Q.C13_2 Newspapers

0 Not mentioned

1 Mentioned

v435 by v7, Absolute Values (Row Percent), weighted by v8

	v435	0	1	N Sum	N Valid Sum
v7					
AT	815 (80.7)	195 (19.3)	1010	1010	
BE	874 (85.7)	146 (14.3)	1020	1020	
BG	905 (90.5)	95 (9.5)	1000	1000	
CY	455 (90.8)	46 (9.2)	501	501	
CZ	920 (90.6)	95 (9.4)	1015	1015	
DE-E	440 (83.0)	90 (17.0)	530	530	
DE-W	835 (84.4)	154 (15.6)	989	989	
DK	830 (82.4)	177 (17.6)	1007	1007	
EE	796 (79.6)	204 (20.4)	1000	1000	
ES	980 (97.4)	26 (2.6)	1006	1006	
FI	761 (75.9)	242 (24.1)	1003	1003	
FR	872 (87.2)	128 (12.8)	1000	1000	
GB-GBN	882 (88.2)	118 (11.8)	1000	1000	
GB-NIR	262 (90.0)	29 (10.0)	291	291	
GR	922 (92.2)	78 (7.8)	1000	1000	
HU	901 (88.9)	113 (11.1)	1014	1014	
IE	859 (88.1)	116 (11.9)	975	975	
IT	940 (90.5)	99 (9.5)	1039	1039	
LT	830 (80.9)	196 (19.1)	1026	1026	
LU	401 (80.0)	100 (20.0)	501	501	
LV	879 (87.9)	121 (12.1)	1000	1000	
MT	464 (92.8)	36 (7.2)	500	500	
NL	863 (84.3)	161 (15.7)	1024	1024	
PL	895 (89.5)	105 (10.5)	1000	1000	
PT	980 (93.7)	66 (6.3)	1046	1046	
RO	922 (91.0)	91 (9.0)	1013	1013	
SE	760 (75.2)	250 (24.8)	1010	1010	
SI	850 (83.3)	170 (16.7)	1020	1020	
SK	917 (88.7)	117 (11.3)	1034	1034	
N Sum	23010	3564	26574		
N Valid Sum	23010	3564		26574	

v436 - QC13 CHEMICAL PROD INFO SOURCES: MAGAZINES

Q.C13

Where do you generally find information about the potential dangers of chemical products?

(SHOW CARD – READ OUT – ROTATE – MULTIPLE ANSWERS POSSIBLE)

Q.C13_3 Magazines

0 Not mentioned

1 Mentioned

v436 by v7, Absolute Values (Row Percent), weighted by v8

	v436	0	1	N Sum	N Valid Sum
v7					
AT	784 (77.6)	226 (22.4)	1010	1010	
BE	890 (87.3)	130 (12.7)	1020	1020	
BG	954 (95.4)	46 (4.6)	1000	1000	
CY	479 (95.6)	22 (4.4)	501	501	
CZ	905 (89.2)	110 (10.8)	1015	1015	
DE-E	429 (80.9)	101 (19.1)	530	530	
DE-W	863 (87.3)	126 (12.7)	989	989	
DK	880 (87.4)	127 (12.6)	1007	1007	
EE	795 (79.5)	205 (20.5)	1000	1000	
ES	980 (97.4)	26 (2.6)	1006	1006	
FI	904 (90.1)	99 (9.9)	1003	1003	
FR	831 (83.1)	169 (16.9)	1000	1000	
GB-GBN	959 (95.9)	41 (4.1)	1000	1000	
GB-NIR	267 (91.8)	24 (8.2)	291	291	
GR	918 (91.8)	82 (8.2)	1000	1000	
HU	962 (94.9)	52 (5.1)	1014	1014	
IE	921 (94.5)	54 (5.5)	975	975	
IT	887 (85.4)	152 (14.6)	1039	1039	
LT	911 (88.8)	115 (11.2)	1026	1026	
LU	408 (81.4)	93 (18.6)	501	501	
LV	909 (90.9)	91 (9.1)	1000	1000	
MT	475 (95.0)	25 (5.0)	500	500	
NL	924 (90.2)	100 (9.8)	1024	1024	
PL	886 (88.6)	114 (11.4)	1000	1000	
PT	993 (94.9)	53 (5.1)	1046	1046	
RO	943 (93.1)	70 (6.9)	1013	1013	
SE	937 (92.8)	73 (7.2)	1010	1010	
SI	932 (91.4)	88 (8.6)	1020	1020	
SK	832 (80.5)	202 (19.5)	1034	1034	
N Sum	23758	2816	26574		
N Valid Sum	23758	2816		26574	

v437 - QC13 CHEMICAL PROD INFO SOURCES: TV

Q.C13

Where do you generally find information about the potential dangers of chemical products?

(SHOW CARD – READ OUT – ROTATE – MULTIPLE ANSWERS POSSIBLE)

Q.C13_4 TV

0 Not mentioned

1 Mentioned

v437 by v7, Absolute Values (Row Percent), weighted by v8

	v437	0	1	N Sum	N Valid Sum
v7					
AT	761 (75.3)	249 (24.7)		1010	1010
BE	798 (78.2)	222 (21.8)		1020	1020
BG	805 (80.5)	195 (19.5)		1000	1000
CY	377 (75.2)	124 (24.8)		501	501
CZ	794 (78.2)	221 (21.8)		1015	1015
DE-E	417 (78.7)	113 (21.3)		530	530
DE-W	776 (78.5)	213 (21.5)		989	989
DK	768 (76.3)	239 (23.7)		1007	1007
EE	720 (72.0)	280 (28.0)		1000	1000
ES	880 (87.5)	126 (12.5)		1006	1006
FI	766 (76.4)	237 (23.6)		1003	1003
FR	720 (72.0)	280 (28.0)		1000	1000
GB-GBN	831 (83.1)	169 (16.9)		1000	1000
GB-NIR	240 (82.5)	51 (17.5)		291	291
GR	680 (68.0)	320 (32.0)		1000	1000
HU	762 (75.1)	252 (24.9)		1014	1014
IE	852 (87.4)	123 (12.6)		975	975
IT	840 (80.8)	199 (19.2)		1039	1039
LT	667 (65.0)	359 (35.0)		1026	1026
LU	350 (69.9)	151 (30.1)		501	501
LV	773 (77.3)	227 (22.7)		1000	1000
MT	403 (80.6)	97 (19.4)		500	500
NL	828 (80.9)	196 (19.1)		1024	1024
PL	740 (74.0)	260 (26.0)		1000	1000
PT	851 (81.4)	195 (18.6)		1046	1046
RO	717 (70.8)	296 (29.2)		1013	1013
SE	728 (72.1)	282 (27.9)		1010	1010
SI	729 (71.5)	291 (28.5)		1020	1020
SK	769 (74.4)	265 (25.6)		1034	1034
N Sum	20342	6232		26574	
N Valid Sum	20342	6232			26574

v438 - QC13 CHEMICAL PROD INFO SOURCES: RADIO

Q.C13

Where do you generally find information about the potential dangers of chemical products?

(SHOW CARD – READ OUT – ROTATE – MULTIPLE ANSWERS POSSIBLE)

Q.C13_5 Radio

0 Not mentioned

1 Mentioned

v438 by v7, Absolute Values (Row Percent), weighted by v8

v7	v438	0	1	N Sum	N Valid Sum
AT		928 (91.9)	82 (8.1)	1010	1010
BE		922 (90.4)	98 (9.6)	1020	1020
BG		973 (97.3)	27 (2.7)	1000	1000
CY		474 (94.6)	27 (5.4)	501	501
CZ		957 (94.3)	58 (5.7)	1015	1015
DE-E		502 (94.7)	28 (5.3)	530	530
DE-W		929 (93.9)	60 (6.1)	989	989
DK		902 (89.6)	105 (10.4)	1007	1007
EE		853 (85.3)	147 (14.7)	1000	1000
ES		987 (98.1)	19 (1.9)	1006	1006
FI		905 (90.2)	98 (9.8)	1003	1003
FR		909 (90.9)	91 (9.1)	1000	1000
GB-GBN		957 (95.7)	43 (4.3)	1000	1000
GB-NIR		275 (94.5)	16 (5.5)	291	291
GR		974 (97.4)	26 (2.6)	1000	1000
HU		929 (91.6)	85 (8.4)	1014	1014
IE		900 (92.3)	75 (7.7)	975	975
IT		1007 (96.9)	32 (3.1)	1039	1039
LT		919 (89.6)	107 (10.4)	1026	1026
LU		444 (88.6)	57 (11.4)	501	501
LV		943 (94.3)	57 (5.7)	1000	1000
MT		455 (91.0)	45 (9.0)	500	500
NL		959 (93.7)	65 (6.3)	1024	1024
PL		934 (93.4)	66 (6.6)	1000	1000
PT		1009 (96.5)	37 (3.5)	1046	1046
RO		945 (93.3)	68 (6.7)	1013	1013
SE		866 (85.7)	144 (14.3)	1010	1010
SI		935 (91.7)	85 (8.3)	1020	1020
SK		972 (94.0)	62 (6.0)	1034	1034
N Sum		24664	1910	26574	
N Valid Sum		24664	1910		26574

v439 - QC13 CHEMICAL PROD INFO SOURCES: LEAFLETS

Q.C13

Where do you generally find information about the potential dangers of chemical products?

(SHOW CARD – READ OUT – ROTATE – MULTIPLE ANSWERS POSSIBLE)

Q.C13_6 Information leaflets / brochures

0 Not mentioned

1 Mentioned

v439 by v7, Absolute Values (Row Percent), weighted by v8

	v439	0	1	N Sum	N Valid Sum
v7					
AT	486 (48.1)	524 (51.9)	1010	1010	
BE	608 (59.6)	412 (40.4)	1020	1020	
BG	742 (74.2)	258 (25.8)	1000	1000	
CY	345 (68.9)	156 (31.1)	501	501	
CZ	659 (64.9)	356 (35.1)	1015	1015	
DE-E	276 (52.1)	254 (47.9)	530	530	
DE-W	520 (52.6)	469 (47.4)	989	989	
DK	492 (48.9)	515 (51.1)	1007	1007	
EE	636 (63.6)	364 (36.4)	1000	1000	
ES	770 (76.5)	236 (23.5)	1006	1006	
FI	572 (57.0)	431 (43.0)	1003	1003	
FR	688 (68.8)	312 (31.2)	1000	1000	
GB-GBN	670 (67.0)	330 (33.0)	1000	1000	
GB-NIR	192 (66.0)	99 (34.0)	291	291	
GR	695 (69.5)	305 (30.5)	1000	1000	
HU	670 (66.1)	344 (33.9)	1014	1014	
IE	455 (46.7)	520 (53.3)	975	975	
IT	766 (73.7)	273 (26.3)	1039	1039	
LT	616 (60.0)	410 (40.0)	1026	1026	
LU	281 (56.1)	220 (43.9)	501	501	
LV	770 (77.0)	230 (23.0)	1000	1000	
MT	386 (77.2)	114 (22.8)	500	500	
NL	549 (53.6)	475 (46.4)	1024	1024	
PL	575 (57.5)	425 (42.5)	1000	1000	
PT	708 (67.7)	338 (32.3)	1046	1046	
RO	783 (77.3)	230 (22.7)	1013	1013	
SE	358 (35.4)	652 (64.6)	1010	1010	
SI	809 (79.3)	211 (20.7)	1020	1020	
SK	478 (46.2)	556 (53.8)	1034	1034	
N Sum	16555	10019	26574		
N Valid Sum	16555	10019		26574	

v440 - QC13 CHEMICAL PROD INFO SOURCES: INTERNET

Q.C13

Where do you generally find information about the potential dangers of chemical products?

(SHOW CARD – READ OUT – ROTATE – MULTIPLE ANSWERS POSSIBLE)

Q.C13_7 Internet

0 Not mentioned

1 Mentioned

v440 by v7, Absolute Values (Row Percent), weighted by v8

	v440	0	1	N Sum	N Valid Sum
v7					
AT	756 (74.9)	254 (25.1)	1010	1010	
BE	799 (78.3)	221 (21.7)	1020	1020	
BG	892 (89.2)	108 (10.8)	1000	1000	
CY	420 (83.8)	81 (16.2)	501	501	
CZ	888 (87.5)	127 (12.5)	1015	1015	
DE-E	343 (64.7)	187 (35.3)	530	530	
DE-W	689 (69.7)	300 (30.3)	989	989	
DK	597 (59.3)	410 (40.7)	1007	1007	
EE	697 (69.7)	303 (30.3)	1000	1000	
ES	929 (92.3)	77 (7.7)	1006	1006	
FI	615 (61.3)	388 (38.7)	1003	1003	
FR	800 (80.0)	200 (20.0)	1000	1000	
GB-GBN	853 (85.3)	147 (14.7)	1000	1000	
GB-NIR	256 (88.0)	35 (12.0)	291	291	
GR	885 (88.5)	115 (11.5)	1000	1000	
HU	839 (82.7)	175 (17.3)	1014	1014	
IE	864 (88.6)	111 (11.4)	975	975	
IT	926 (89.1)	113 (10.9)	1039	1039	
LT	798 (77.8)	228 (22.2)	1026	1026	
LU	354 (70.7)	147 (29.3)	501	501	
LV	733 (73.3)	267 (26.7)	1000	1000	
MT	423 (84.6)	77 (15.4)	500	500	
NL	635 (62.0)	389 (38.0)	1024	1024	
PL	857 (85.7)	143 (14.3)	1000	1000	
PT	975 (93.2)	71 (6.8)	1046	1046	
RO	862 (85.1)	151 (14.9)	1013	1013	
SE	563 (55.7)	447 (44.3)	1010	1010	
SI	735 (72.1)	285 (27.9)	1020	1020	
SK	761 (73.6)	273 (26.4)	1034	1034	
N Sum	20744	5830	26574		
N Valid Sum	20744	5830		26574	

v441 - QC13 CHEMICAL PROD INFO SOURCES: WORD OF MOUTH

Q.C13

Where do you generally find information about the potential dangers of chemical products?

(SHOW CARD – READ OUT – ROTATE – MULTIPLE ANSWERS POSSIBLE)

Q.C13_8 Word of mouth

0 Not mentioned

1 Mentioned

v441 by v7, Absolute Values (Row Percent), weighted by v8

	v441	0	1	N Sum	N Valid Sum
v7					
AT	787 (77.9)	223 (22.1)	1010	1010	
BE	809 (79.3)	211 (20.7)	1020	1020	
BG	600 (60.0)	400 (40.0)	1000	1000	
CY	360 (71.9)	141 (28.1)	501	501	
CZ	784 (77.2)	231 (22.8)	1015	1015	
DE-E	463 (87.4)	67 (12.6)	530	530	
DE-W	829 (83.8)	160 (16.2)	989	989	
DK	736 (73.1)	271 (26.9)	1007	1007	
EE	831 (83.1)	169 (16.9)	1000	1000	
ES	826 (82.1)	180 (17.9)	1006	1006	
FI	750 (74.8)	253 (25.2)	1003	1003	
FR	803 (80.3)	197 (19.7)	1000	1000	
GB-GBN	856 (85.6)	144 (14.4)	1000	1000	
GB-NIR	234 (80.4)	57 (19.6)	291	291	
GR	733 (73.3)	267 (26.7)	1000	1000	
HU	855 (84.3)	159 (15.7)	1014	1014	
IE	722 (74.1)	253 (25.9)	975	975	
IT	877 (84.4)	162 (15.6)	1039	1039	
LT	933 (90.9)	93 (9.1)	1026	1026	
LU	372 (74.3)	129 (25.7)	501	501	
LV	874 (87.4)	126 (12.6)	1000	1000	
MT	379 (75.8)	121 (24.2)	500	500	
NL	771 (75.3)	253 (24.7)	1024	1024	
PL	879 (87.9)	121 (12.1)	1000	1000	
PT	849 (81.2)	197 (18.8)	1046	1046	
RO	808 (79.8)	205 (20.2)	1013	1013	
SE	680 (67.3)	330 (32.7)	1010	1010	
SI	703 (68.9)	317 (31.1)	1020	1020	
SK	762 (73.7)	272 (26.3)	1034	1034	
N Sum	20865	5709	26574		
N Valid Sum	20865	5709		26574	

v442 - QC13 CHEMICAL PROD INFO SOURCES: FAMILY/FRIENDS

Q.C13

Where do you generally find information about the potential dangers of chemical products?

(SHOW CARD – READ OUT – ROTATE – MULTIPLE ANSWERS POSSIBLE)

Q.C13_9 Family, friends or relatives

0 Not mentioned

1 Mentioned

v442 by v7, Absolute Values (Row Percent), weighted by v8

	v442	0	1	N Sum	N Valid Sum
v7					
AT	604 (59.8)	406 (40.2)	1010	1010	
BE	803 (78.7)	217 (21.3)	1020	1020	
BG	642 (64.2)	358 (35.8)	1000	1000	
CY	316 (63.1)	185 (36.9)	501	501	
CZ	728 (71.7)	287 (28.3)	1015	1015	
DE-E	385 (72.6)	145 (27.4)	530	530	
DE-W	739 (74.7)	250 (25.3)	989	989	
DK	707 (70.2)	300 (29.8)	1007	1007	
EE	659 (65.9)	341 (34.1)	1000	1000	
ES	765 (76.0)	241 (24.0)	1006	1006	
FI	778 (77.6)	225 (22.4)	1003	1003	
FR	786 (78.6)	214 (21.4)	1000	1000	
GB-GBN	848 (84.8)	152 (15.2)	1000	1000	
GB-NIR	247 (84.9)	44 (15.1)	291	291	
GR	632 (63.2)	368 (36.8)	1000	1000	
HU	688 (67.9)	326 (32.1)	1014	1014	
IE	753 (77.2)	222 (22.8)	975	975	
IT	805 (77.5)	234 (22.5)	1039	1039	
LT	770 (75.0)	256 (25.0)	1026	1026	
LU	336 (67.1)	165 (32.9)	501	501	
LV	743 (74.3)	257 (25.7)	1000	1000	
MT	375 (75.0)	125 (25.0)	500	500	
NL	862 (84.2)	162 (15.8)	1024	1024	
PL	815 (81.5)	185 (18.5)	1000	1000	
PT	753 (72.0)	293 (28.0)	1046	1046	
RO	704 (69.5)	309 (30.5)	1013	1013	
SE	674 (66.7)	336 (33.3)	1010	1010	
SI	633 (62.1)	387 (37.9)	1020	1020	
SK	671 (64.9)	363 (35.1)	1034	1034	
N Sum	19221	7353	26574		
N Valid Sum	19221	7353		26574	

v443 - QC13 CHEMICAL PROD INFO SOURCES: OTHER

Q.C13

Where do you generally find information about the potential dangers of chemical products?

(SHOW CARD – READ OUT – ROTATE – MULTIPLE ANSWERS POSSIBLE)

Q.C13_10 Other (SPONTANEOUS)

0 Not mentioned

1 Mentioned

v443 by v7, Absolute Values (Row Percent), weighted by v8

v7	v443	0	1	N Sum	N Valid Sum
AT	971 (96.1)	39 (3.9)		1010	1010
BE	1012 (99.2)	8 (0.8)		1020	1020
BG	995 (99.5)	5 (0.5)		1000	1000
CY	497 (99.2)	4 (0.8)		501	501
CZ	1012 (99.7)	3 (0.3)		1015	1015
DE-E	528 (99.6)	2 (0.4)		530	530
DE-W	981 (99.2)	8 (0.8)		989	989
DK	1004 (99.7)	3 (0.3)		1007	1007
EE	983 (98.3)	17 (1.7)		1000	1000
ES	999 (99.3)	7 (0.7)		1006	1006
FI	979 (97.6)	24 (2.4)		1003	1003
FR	969 (96.9)	31 (3.1)		1000	1000
GB-GBN	973 (97.3)	27 (2.7)		1000	1000
GB-NIR	287 (98.6)	4 (1.4)		291	291
GR	977 (97.7)	23 (2.3)		1000	1000
HU	994 (98.0)	20 (2.0)		1014	1014
IE	958 (98.3)	17 (1.7)		975	975
IT	1021 (98.3)	18 (1.7)		1039	1039
LT	1014 (98.8)	12 (1.2)		1026	1026
LU	494 (98.6)	7 (1.4)		501	501
LV	998 (99.8)	2 (0.2)		1000	1000
MT	497 (99.4)	3 (0.6)		500	500
NL	1003 (97.9)	21 (2.1)		1024	1024
PL	984 (98.4)	16 (1.6)		1000	1000
PT	1039 (99.3)	7 (0.7)		1046	1046
RO	1009 (99.6)	4 (0.4)		1013	1013
SE	998 (98.8)	12 (1.2)		1010	1010
SI	983 (96.4)	37 (3.6)		1020	1020
SK	1020 (98.6)	14 (1.4)		1034	1034
N Sum	26179	395		26574	
N Valid Sum	26179	395			26574

v444 - QC13 CHEMICAL PROD INFO SOURCES: NONE

Q.C13

Where do you generally find information about the potential dangers of chemical products?

(SHOW CARD – READ OUT – ROTATE – MULTIPLE ANSWERS POSSIBLE)

Q.C13_11 None (SPONTANEOUS)

0 Not mentioned

1 Mentioned

v444 by v7, Absolute Values (Row Percent), weighted by v8

v7	v444	0	1	N Sum	N Valid Sum
AT	998 (98.8)	12 (1.2)		1010	1010
BE	1014 (99.4)	6 (0.6)		1020	1020
BG	989 (98.9)	11 (1.1)		1000	1000
CY	500 (99.8)	1 (0.2)		501	501
CZ	1011 (99.6)	4 (0.4)		1015	1015
DE-E	521 (98.3)	9 (1.7)		530	530
DE-W	984 (99.5)	5 (0.5)		989	989
DK	1006 (99.9)	1 (0.1)		1007	1007
EE	989 (98.9)	11 (1.1)		1000	1000
ES	974 (96.8)	32 (3.2)		1006	1006
FI	1002 (99.9)	1 (0.1)		1003	1003
FR	988 (98.8)	12 (1.2)		1000	1000
GB-GBN	988 (98.8)	12 (1.2)		1000	1000
GB-NIR	289 (99.3)	2 (0.7)		291	291
GR	986 (98.6)	14 (1.4)		1000	1000
HU	1002 (98.8)	12 (1.2)		1014	1014
IE	966 (99.1)	9 (0.9)		975	975
IT	1003 (96.5)	36 (3.5)		1039	1039
LT	1002 (97.7)	24 (2.3)		1026	1026
LU	499 (99.6)	2 (0.4)		501	501
LV	974 (97.4)	26 (2.6)		1000	1000
MT	492 (98.4)	8 (1.6)		500	500
NL	1017 (99.3)	7 (0.7)		1024	1024
PL	964 (96.4)	36 (3.6)		1000	1000
PT	1009 (96.5)	37 (3.5)		1046	1046
RO	1008 (99.5)	5 (0.5)		1013	1013
SE	1009 (99.9)	1 (0.1)		1010	1010
SI	1017 (99.7)	3 (0.3)		1020	1020
SK	1034 (100.0)			1034	1034
N Sum	26235	339		26574	
N Valid Sum	26235	339			26574

v445 - QC13 CHEMICAL PROD INFO SOURCES: DK

Q.C13

Where do you generally find information about the potential dangers of chemical products?

(SHOW CARD – READ OUT – ROTATE – MULTIPLE ANSWERS POSSIBLE)

Q.C13_12 DK

0 Not mentioned

1 Mentioned

v445 by v7, Absolute Values (Row Percent), weighted by v8

	v445	0	1	N Sum	N Valid Sum
v7					
AT	1008 (99.8)	2 (0.2)		1010	1010
BE	1018 (99.8)	2 (0.2)		1020	1020
BG	993 (99.3)	7 (0.7)		1000	1000
CY	501 (100.0)			501	501
CZ	1012 (99.7)	3 (0.3)		1015	1015
DE-E	527 (99.4)	3 (0.6)		530	530
DE-W	980 (99.1)	9 (0.9)		989	989
DK	1000 (99.3)	7 (0.7)		1007	1007
EE	997 (99.7)	3 (0.3)		1000	1000
ES	998 (99.2)	8 (0.8)		1006	1006
FI	1003 (100.0)			1003	1003
FR	995 (99.5)	5 (0.5)		1000	1000
GB-GBN	982 (98.2)	18 (1.8)		1000	1000
GB-NIR	286 (98.3)	5 (1.7)		291	291
GR	998 (99.8)	2 (0.2)		1000	1000
HU	1005 (99.1)	9 (0.9)		1014	1014
IE	958 (98.3)	17 (1.7)		975	975
IT	1019 (98.1)	20 (1.9)		1039	1039
LT	1023 (99.7)	3 (0.3)		1026	1026
LU	499 (99.6)	2 (0.4)		501	501
LV	989 (98.9)	11 (1.1)		1000	1000
MT	494 (98.8)	6 (1.2)		500	500
NL	1016 (99.2)	8 (0.8)		1024	1024
PL	984 (98.4)	16 (1.6)		1000	1000
PT	1036 (99.0)	10 (1.0)		1046	1046
RO	982 (96.9)	31 (3.1)		1013	1013
SE	1005 (99.5)	5 (0.5)		1010	1010
SI	1018 (99.8)	2 (0.2)		1020	1020
SK	1033 (99.9)	1 (0.1)		1034	1034
N Sum	26359	215		26574	
N Valid Sum	26359	215			26574

v446 - QC14 CHEMICAL PROD INFO TRUST: SALES PERSON

Q.C14

Which of the following sources would you trust the most for information about the potential dangers of chemical products?

(SHOW CARD – READ OUT – ROTATE – MAX. 4 ANSWERS)

Q.C14_1 Sales person in a shop

0 Not mentioned

1 Mentioned

v446 by v7, Absolute Values (Row Percent), weighted by v8

	v446	0	1	N Sum	N Valid Sum
v7					
AT	731 (72.4)	279 (27.6)	1010	1010	
BE	755 (74.0)	265 (26.0)	1020	1020	
BG	595 (59.5)	405 (40.5)	1000	1000	
CY	332 (66.3)	169 (33.7)	501	501	
CZ	803 (79.1)	212 (20.9)	1015	1015	
DE-E	443 (83.6)	87 (16.4)	530	530	
DE-W	850 (85.9)	139 (14.1)	989	989	
DK	802 (79.6)	205 (20.4)	1007	1007	
EE	780 (78.0)	220 (22.0)	1000	1000	
ES	744 (74.0)	262 (26.0)	1006	1006	
FI	821 (81.9)	182 (18.1)	1003	1003	
FR	791 (79.1)	209 (20.9)	1000	1000	
GB-GBN	907 (90.7)	93 (9.3)	1000	1000	
GB-NIR	248 (85.2)	43 (14.8)	291	291	
GR	687 (68.7)	313 (31.3)	1000	1000	
HU	708 (69.8)	306 (30.2)	1014	1014	
IE	554 (56.8)	421 (43.2)	975	975	
IT	769 (74.0)	270 (26.0)	1039	1039	
LT	904 (88.1)	122 (11.9)	1026	1026	
LU	408 (81.4)	93 (18.6)	501	501	
LV	827 (82.7)	173 (17.3)	1000	1000	
MT	400 (80.0)	100 (20.0)	500	500	
NL	866 (84.6)	158 (15.4)	1024	1024	
PL	779 (77.9)	221 (22.1)	1000	1000	
PT	578 (55.3)	468 (44.7)	1046	1046	
RO	601 (59.3)	412 (40.7)	1013	1013	
SE	800 (79.2)	210 (20.8)	1010	1010	
SI	763 (74.8)	257 (25.2)	1020	1020	
SK	602 (58.2)	432 (41.8)	1034	1034	
N Sum	19848	6726	26574		
N Valid Sum	19848	6726		26574	

v447 - QC14 CHEMICAL PROD INFO TRUST: NGO/CONSUMER ORG

Q.C14

Which of the following sources would you trust the most for information about the potential dangers of chemical products?

(SHOW CARD – READ OUT – ROTATE – MAX. 4 ANSWERS)

Q.C14_2 Non-Governmental Organisations (NGO) / Consumer protection organisations

0 Not mentioned

1 Mentioned

v447 by v7, Absolute Values (Row Percent), weighted by v8

	v447	0	1	N Sum	N Valid Sum
v7					
AT	697 (69.0)	313 (31.0)		1010	1010
BE	892 (87.5)	128 (12.5)		1020	1020
BG	869 (86.9)	131 (13.1)		1000	1000
CY	370 (73.9)	131 (26.1)		501	501
CZ	771 (76.0)	244 (24.0)		1015	1015
DE-E	348 (65.7)	182 (34.3)		530	530
DE-W	652 (65.9)	337 (34.1)		989	989
DK	735 (73.0)	272 (27.0)		1007	1007
EE	830 (83.0)	170 (17.0)		1000	1000
ES	924 (91.8)	82 (8.2)		1006	1006
FI	846 (84.3)	157 (15.7)		1003	1003
FR	755 (75.5)	245 (24.5)		1000	1000
GB-GBN	867 (86.7)	133 (13.3)		1000	1000
GB-NIR	239 (82.1)	52 (17.9)		291	291
GR	869 (86.9)	131 (13.1)		1000	1000
HU	739 (72.9)	275 (27.1)		1014	1014
IE	791 (81.1)	184 (18.9)		975	975
IT	821 (79.0)	218 (21.0)		1039	1039
LT	909 (88.6)	117 (11.4)		1026	1026
LU	326 (65.1)	175 (34.9)		501	501
LV	859 (85.9)	141 (14.1)		1000	1000
MT	372 (74.4)	128 (25.6)		500	500
NL	742 (72.5)	282 (27.5)		1024	1024
PL	863 (86.3)	137 (13.7)		1000	1000
PT	917 (87.7)	129 (12.3)		1046	1046
RO	856 (84.5)	157 (15.5)		1013	1013
SE	663 (65.6)	347 (34.4)		1010	1010
SI	695 (68.1)	325 (31.9)		1020	1020
SK	857 (82.9)	177 (17.1)		1034	1034
N Sum	21074	5500		26574	
N Valid Sum	21074	5500			26574

v448 - QC14 CHEMICAL PROD INFO TRUST: MANUFACTURERS

Q.C14

Which of the following sources would you trust the most for information about the potential dangers of chemical products?

(SHOW CARD – READ OUT – ROTATE – MAX. 4 ANSWERS)

Q.C14_3 Product manufacturers

0 Not mentioned

1 Mentioned

v448 by v7, Absolute Values (Row Percent), weighted by v8

	v448	0	1	N Sum	N Valid Sum
v7					
AT	660 (65.3)	350 (34.7)	1010	1010	
BE	712 (69.8)	308 (30.2)	1020	1020	
BG	643 (64.3)	357 (35.7)	1000	1000	
CY	342 (68.3)	159 (31.7)	501	501	
CZ	601 (59.2)	414 (40.8)	1015	1015	
DE-E	402 (75.8)	128 (24.2)	530	530	
DE-W	764 (77.2)	225 (22.8)	989	989	
DK	639 (63.5)	368 (36.5)	1007	1007	
EE	655 (65.5)	345 (34.5)	1000	1000	
ES	576 (57.3)	430 (42.7)	1006	1006	
FI	666 (66.4)	337 (33.6)	1003	1003	
FR	727 (72.7)	273 (27.3)	1000	1000	
GB-GBN	514 (51.4)	486 (48.6)	1000	1000	
GB-NIR	144 (49.5)	147 (50.5)	291	291	
GR	627 (62.7)	373 (37.3)	1000	1000	
HU	655 (64.6)	359 (35.4)	1014	1014	
IE	474 (48.6)	501 (51.4)	975	975	
IT	769 (74.0)	270 (26.0)	1039	1039	
LT	795 (77.5)	231 (22.5)	1026	1026	
LU	352 (70.3)	149 (29.7)	501	501	
LV	729 (72.9)	271 (27.1)	1000	1000	
MT	360 (72.0)	140 (28.0)	500	500	
NL	697 (68.1)	327 (31.9)	1024	1024	
PL	724 (72.4)	276 (27.6)	1000	1000	
PT	625 (59.8)	421 (40.2)	1046	1046	
RO	768 (75.8)	245 (24.2)	1013	1013	
SE	665 (65.8)	345 (34.2)	1010	1010	
SI	734 (72.0)	286 (28.0)	1020	1020	
SK	533 (51.5)	501 (48.5)	1034	1034	
N Sum	17552	9022	26574		
N Valid Sum	17552	9022		26574	

v449 - QC14 CHEMICAL PROD INFO TRUST: POISON CENTRES

Q.C14

Which of the following sources would you trust the most for information about the potential dangers of chemical products?

(SHOW CARD – READ OUT – ROTATE – MAX. 4 ANSWERS)

Q.C14_4 Poison centres

0 Not mentioned

1 Mentioned

v449 by v7, Absolute Values (Row Percent), weighted by v8

	v449	0	1	N Sum	N Valid Sum
v7					
AT	422 (41.8)	588 (58.2)	1010	1010	
BE	356 (34.9)	664 (65.1)	1020	1020	
BG	703 (70.3)	297 (29.7)	1000	1000	
CY	336 (67.1)	165 (32.9)	501	501	
CZ	620 (61.1)	395 (38.9)	1015	1015	
DE-E	284 (53.6)	246 (46.4)	530	530	
DE-W	391 (39.5)	598 (60.5)	989	989	
DK	690 (68.5)	317 (31.5)	1007	1007	
EE	794 (79.4)	206 (20.6)	1000	1000	
ES	553 (55.0)	453 (45.0)	1006	1006	
FI	327 (32.6)	676 (67.4)	1003	1003	
FR	455 (45.5)	545 (54.5)	1000	1000	
GB-GBN	783 (78.3)	217 (21.7)	1000	1000	
GB-NIR	237 (81.4)	54 (18.6)	291	291	
GR	703 (70.3)	297 (29.7)	1000	1000	
HU	617 (60.8)	397 (39.2)	1014	1014	
IE	753 (77.2)	222 (22.8)	975	975	
IT	671 (64.6)	368 (35.4)	1039	1039	
LT	843 (82.2)	183 (17.8)	1026	1026	
LU	254 (50.7)	247 (49.3)	501	501	
LV	744 (74.4)	256 (25.6)	1000	1000	
MT	450 (90.0)	50 (10.0)	500	500	
NL	669 (65.3)	355 (34.7)	1024	1024	
PL	776 (77.6)	224 (22.4)	1000	1000	
PT	787 (75.2)	259 (24.8)	1046	1046	
RO	810 (80.0)	203 (20.0)	1013	1013	
SE	214 (21.2)	796 (78.8)	1010	1010	
SI	759 (74.4)	261 (25.6)	1020	1020	
SK	678 (65.6)	356 (34.4)	1034	1034	
N Sum	16679	9895	26574		
N Valid Sum	16679	9895		26574	

v450 - QC14 CHEMICAL PROD INFO TRUST: FAMILY/FRIENDS

Q.C14

Which of the following sources would you trust the most for information about the potential dangers of chemical products?

(SHOW CARD – READ OUT – ROTATE – MAX. 4 ANSWERS)

Q.C14_5 Family, friends or relatives

0 Not mentioned

1 Mentioned

v450 by v7, Absolute Values (Row Percent), weighted by v8

	v450	0	1	N Sum	N Valid Sum
v7					
AT	807 (79.9)	203 (20.1)		1010	1010
BE	871 (85.4)	149 (14.6)		1020	1020
BG	642 (64.2)	358 (35.8)		1000	1000
CY	413 (82.4)	88 (17.6)		501	501
CZ	794 (78.2)	221 (21.8)		1015	1015
DE-E	426 (80.4)	104 (19.6)		530	530
DE-W	832 (84.1)	157 (15.9)		989	989
DK	870 (86.4)	137 (13.6)		1007	1007
EE	724 (72.4)	276 (27.6)		1000	1000
ES	891 (88.6)	115 (11.4)		1006	1006
FI	895 (89.2)	108 (10.8)		1003	1003
FR	874 (87.4)	126 (12.6)		1000	1000
GB-GBN	848 (84.8)	152 (15.2)		1000	1000
GB-NIR	225 (77.3)	66 (22.7)		291	291
GR	801 (80.1)	199 (19.9)		1000	1000
HU	811 (80.0)	203 (20.0)		1014	1014
IE	755 (77.4)	220 (22.6)		975	975
IT	890 (85.7)	149 (14.3)		1039	1039
LT	769 (75.0)	257 (25.0)		1026	1026
LU	425 (84.8)	76 (15.2)		501	501
LV	754 (75.4)	246 (24.6)		1000	1000
MT	396 (79.2)	104 (20.8)		500	500
NL	912 (89.1)	112 (10.9)		1024	1024
PL	784 (78.4)	216 (21.6)		1000	1000
PT	824 (78.8)	222 (21.2)		1046	1046
RO	753 (74.3)	260 (25.7)		1013	1013
SE	907 (89.8)	103 (10.2)		1010	1010
SI	774 (75.9)	246 (24.1)		1020	1020
SK	771 (74.6)	263 (25.4)		1034	1034
N Sum	21438	5136		26574	
N Valid Sum	21438	5136			26574

v451 - QC14 CHEMICAL PROD INFO TRUST: DOCTORS

Q.C14

Which of the following sources would you trust the most for information about the potential dangers of chemical products?

(SHOW CARD – READ OUT – ROTATE – MAX. 4 ANSWERS)

Q.C14_6 Doctors

0 Not mentioned

1 Mentioned

v451 by v7, Absolute Values (Row Percent), weighted by v8

	v451	0	1	N Sum	N Valid Sum
v7					
AT	639 (63.3)	371 (36.7)	1010	1010	
BE	570 (55.9)	450 (44.1)	1020	1020	
BG	785 (78.5)	215 (21.5)	1000	1000	
CY	286 (57.1)	215 (42.9)	501	501	
CZ	681 (67.1)	334 (32.9)	1015	1015	
DE-E	336 (63.4)	194 (36.6)	530	530	
DE-W	597 (60.4)	392 (39.6)	989	989	
DK	636 (63.2)	371 (36.8)	1007	1007	
EE	658 (65.8)	342 (34.2)	1000	1000	
ES	691 (68.7)	315 (31.3)	1006	1006	
FI	704 (70.2)	299 (29.8)	1003	1003	
FR	514 (51.4)	486 (48.6)	1000	1000	
GB-GBN	727 (72.7)	273 (27.3)	1000	1000	
GB-NIR	189 (64.9)	102 (35.1)	291	291	
GR	572 (57.2)	428 (42.8)	1000	1000	
HU	768 (75.7)	246 (24.3)	1014	1014	
IE	689 (70.7)	286 (29.3)	975	975	
IT	762 (73.3)	277 (26.7)	1039	1039	
LT	712 (69.4)	314 (30.6)	1026	1026	
LU	261 (52.1)	240 (47.9)	501	501	
LV	624 (62.4)	376 (37.6)	1000	1000	
MT	311 (62.2)	189 (37.8)	500	500	
NL	599 (58.5)	425 (41.5)	1024	1024	
PL	700 (70.0)	300 (30.0)	1000	1000	
PT	879 (84.0)	167 (16.0)	1046	1046	
RO	747 (73.7)	266 (26.3)	1013	1013	
SE	671 (66.4)	339 (33.6)	1010	1010	
SI	693 (67.9)	327 (32.1)	1020	1020	
SK	803 (77.7)	231 (22.3)	1034	1034	
N Sum	17804	8770	26574		
N Valid Sum	17804	8770		26574	

v452 - QC14 CHEMICAL PROD INFO TRUST: PHARMACISTS

Q.C14

Which of the following sources would you trust the most for information about the potential dangers of chemical products?

(SHOW CARD – READ OUT – ROTATE – MAX. 4 ANSWERS)

Q.C14_7 Pharmacists

0 Not mentioned

1 Mentioned

v452 by v7, Absolute Values (Row Percent), weighted by v8

	v452	0	1	N Sum	N Valid Sum
v7					
AT	717 (71.0)	293 (29.0)		1010	1010
BE	556 (54.5)	464 (45.5)		1020	1020
BG	822 (82.2)	178 (17.8)		1000	1000
CY	364 (72.7)	137 (27.3)		501	501
CZ	858 (84.5)	157 (15.5)		1015	1015
DE-E	354 (66.8)	176 (33.2)		530	530
DE-W	654 (66.1)	335 (33.9)		989	989
DK	747 (74.2)	260 (25.8)		1007	1007
EE	775 (77.5)	225 (22.5)		1000	1000
ES	885 (88.0)	121 (12.0)		1006	1006
FI	855 (85.2)	148 (14.8)		1003	1003
FR	663 (66.3)	337 (33.7)		1000	1000
GB-GBN	681 (68.1)	319 (31.9)		1000	1000
GB-NIR	170 (58.4)	121 (41.6)		291	291
GR	780 (78.0)	220 (22.0)		1000	1000
HU	817 (80.6)	197 (19.4)		1014	1014
IE	640 (65.6)	335 (34.4)		975	975
IT	884 (85.1)	155 (14.9)		1039	1039
LT	846 (82.5)	180 (17.5)		1026	1026
LU	331 (66.1)	170 (33.9)		501	501
LV	785 (78.5)	215 (21.5)		1000	1000
MT	367 (73.4)	133 (26.6)		500	500
NL	625 (61.0)	399 (39.0)		1024	1024
PL	832 (83.2)	168 (16.8)		1000	1000
PT	917 (87.7)	129 (12.3)		1046	1046
RO	852 (84.1)	161 (15.9)		1013	1013
SE	787 (77.9)	223 (22.1)		1010	1010
SI	772 (75.7)	248 (24.3)		1020	1020
SK	931 (90.0)	103 (10.0)		1034	1034
N Sum	20267	6307		26574	
N Valid Sum	20267	6307			26574

v453 - QC14 CHEMICAL PROD INFO TRUST: JOURNALISTS

Q.C14

Which of the following sources would you trust the most for information about the potential dangers of chemical products?

(SHOW CARD – READ OUT – ROTATE – MAX. 4 ANSWERS)

Q.C14_8 Journalists

0 Not mentioned

1 Mentioned

v453 by v7, Absolute Values (Row Percent), weighted by v8

v7	v453	0	1	N Sum	N Valid Sum
AT	959 (95.0)	51 (5.0)		1010	1010
BE	982 (96.3)	38 (3.7)		1020	1020
BG	954 (95.4)	46 (4.6)		1000	1000
CY	465 (92.8)	36 (7.2)		501	501
CZ	983 (96.8)	32 (3.2)		1015	1015
DE-E	510 (96.2)	20 (3.8)		530	530
DE-W	933 (94.3)	56 (5.7)		989	989
DK	977 (97.0)	30 (3.0)		1007	1007
EE	939 (93.9)	61 (6.1)		1000	1000
ES	993 (98.7)	13 (1.3)		1006	1006
FI	956 (95.3)	47 (4.7)		1003	1003
FR	959 (95.9)	41 (4.1)		1000	1000
GB-GBN	985 (98.5)	15 (1.5)		1000	1000
GB-NIR	284 (97.6)	7 (2.4)		291	291
GR	971 (97.1)	29 (2.9)		1000	1000
HU	996 (98.2)	18 (1.8)		1014	1014
IE	926 (95.0)	49 (5.0)		975	975
IT	986 (94.9)	53 (5.1)		1039	1039
LT	883 (86.1)	143 (13.9)		1026	1026
LU	484 (96.6)	17 (3.4)		501	501
LV	930 (93.0)	70 (7.0)		1000	1000
MT	490 (98.0)	10 (2.0)		500	500
NL	960 (93.8)	64 (6.3)		1024	1024
PL	931 (93.1)	69 (6.9)		1000	1000
PT	1002 (95.8)	44 (4.2)		1046	1046
RO	943 (93.1)	70 (6.9)		1013	1013
SE	989 (97.9)	21 (2.1)		1010	1010
SI	952 (93.3)	68 (6.7)		1020	1020
SK	999 (96.6)	35 (3.4)		1034	1034
N Sum	25321	1253		26574	
N Valid Sum	25321	1253			26574

v454 - QC14 CHEMICAL PROD INFO TRUST: SCIENTISTS

Q.C14

Which of the following sources would you trust the most for information about the potential dangers of chemical products?

(SHOW CARD – READ OUT – ROTATE – MAX. 4 ANSWERS)

Q.C14_9 Scientists / researchers

0 Not mentioned

1 Mentioned

v454 by v7, Absolute Values (Row Percent), weighted by v8

	v454	0	1	N Sum	N Valid Sum
v7					
AT	758 (75.0)	252 (25.0)		1010	1010
BE	739 (72.5)	281 (27.5)		1020	1020
BG	842 (84.2)	158 (15.8)		1000	1000
CY	276 (55.1)	225 (44.9)		501	501
CZ	622 (61.3)	393 (38.7)		1015	1015
DE-E	361 (68.1)	169 (31.9)		530	530
DE-W	704 (71.2)	285 (28.8)		989	989
DK	554 (55.0)	453 (45.0)		1007	1007
EE	634 (63.4)	366 (36.6)		1000	1000
ES	849 (84.4)	157 (15.6)		1006	1006
FI	573 (57.1)	430 (42.9)		1003	1003
FR	650 (65.0)	350 (35.0)		1000	1000
GB-GBN	705 (70.5)	295 (29.5)		1000	1000
GB-NIR	203 (69.8)	88 (30.2)		291	291
GR	469 (46.9)	531 (53.1)		1000	1000
HU	820 (80.9)	194 (19.1)		1014	1014
IE	742 (76.1)	233 (23.9)		975	975
IT	798 (76.8)	241 (23.2)		1039	1039
LT	618 (60.2)	408 (39.8)		1026	1026
LU	331 (66.1)	170 (33.9)		501	501
LV	637 (63.7)	363 (36.3)		1000	1000
MT	366 (73.2)	134 (26.8)		500	500
NL	579 (56.5)	445 (43.5)		1024	1024
PL	700 (70.0)	300 (30.0)		1000	1000
PT	938 (89.7)	108 (10.3)		1046	1046
RO	783 (77.3)	230 (22.7)		1013	1013
SE	583 (57.7)	427 (42.3)		1010	1010
SI	660 (64.7)	360 (35.3)		1020	1020
SK	726 (70.2)	308 (29.8)		1034	1034
N Sum	18220	8354		26574	
N Valid Sum	18220	8354			26574

v455 - QC14 CHEMICAL PROD INFO TRUST: HEALTH AUTHORITIES

Q.C14

Which of the following sources would you trust the most for information about the potential dangers of chemical products?

(SHOW CARD – READ OUT – ROTATE – MAX. 4 ANSWERS)

Q.C14_10 National Health Authorities

0 Not mentioned

1 Mentioned

v455 by v7, Absolute Values (Row Percent), weighted by v8

	v455	0	1	N Sum	N Valid Sum
v7					
AT	627 (62.1)	383 (37.9)	1010	1010	
BE	708 (69.4)	312 (30.6)	1020	1020	
BG	792 (79.2)	208 (20.8)	1000	1000	
CY	327 (65.3)	174 (34.7)	501	501	
CZ	695 (68.5)	320 (31.5)	1015	1015	
DE-E	311 (58.7)	219 (41.3)	530	530	
DE-W	643 (65.0)	346 (35.0)	989	989	
DK	433 (43.0)	574 (57.0)	1007	1007	
EE	634 (63.4)	366 (36.6)	1000	1000	
ES	652 (64.8)	354 (35.2)	1006	1006	
FI	496 (49.5)	507 (50.5)	1003	1003	
FR	669 (66.9)	331 (33.1)	1000	1000	
GB-GBN	692 (69.2)	308 (30.8)	1000	1000	
GB-NIR	203 (69.8)	88 (30.2)	291	291	
GR	686 (68.6)	314 (31.4)	1000	1000	
HU	612 (60.4)	402 (39.6)	1014	1014	
IE	744 (76.3)	231 (23.7)	975	975	
IT	717 (69.0)	322 (31.0)	1039	1039	
LT	828 (80.7)	198 (19.3)	1026	1026	
LU	344 (68.7)	157 (31.3)	501	501	
LV	799 (79.9)	201 (20.1)	1000	1000	
MT	255 (51.0)	245 (49.0)	500	500	
NL	550 (53.7)	474 (46.3)	1024	1024	
PL	927 (92.7)	73 (7.3)	1000	1000	
PT	780 (74.6)	266 (25.4)	1046	1046	
RO	811 (80.1)	202 (19.9)	1013	1013	
SE	506 (50.1)	504 (49.9)	1010	1010	
SI	845 (82.8)	175 (17.2)	1020	1020	
SK	667 (64.5)	367 (35.5)	1034	1034	
N Sum	17953	8621	26574		
N Valid Sum	17953	8621		26574	

v456 - QC14 CHEMICAL PROD INFO TRUST: EU INSTITUTIONS

Q.C14

Which of the following sources would you trust the most for information about the potential dangers of chemical products?

(SHOW CARD – READ OUT – ROTATE – MAX. 4 ANSWERS)

Q.C14_11 The EU and its institutions (for instance, the European Chemicals Agency ECHA)

0 Not mentioned

1 Mentioned

v456 by v7, Absolute Values (Row Percent), weighted by v8

	v456	0	1	N Sum	N Valid Sum
v7					
AT	851 (84.3)	159 (15.7)		1010	1010
BE	883 (86.6)	137 (13.4)		1020	1020
BG	872 (87.2)	128 (12.8)		1000	1000
CY	407 (81.2)	94 (18.8)		501	501
CZ	880 (86.7)	135 (13.3)		1015	1015
DE-E	473 (89.2)	57 (10.8)		530	530
DE-W	858 (86.8)	131 (13.2)		989	989
DK	717 (71.2)	290 (28.8)		1007	1007
EE	892 (89.2)	108 (10.8)		1000	1000
ES	904 (89.9)	102 (10.1)		1006	1006
FI	740 (73.8)	263 (26.2)		1003	1003
FR	917 (91.7)	83 (8.3)		1000	1000
GB-GBN	869 (86.9)	131 (13.1)		1000	1000
GB-NIR	240 (82.5)	51 (17.5)		291	291
GR	897 (89.7)	103 (10.3)		1000	1000
HU	830 (81.9)	184 (18.1)		1014	1014
IE	865 (88.7)	110 (11.3)		975	975
IT	888 (85.5)	151 (14.5)		1039	1039
LT	916 (89.3)	110 (10.7)		1026	1026
LU	400 (79.8)	101 (20.2)		501	501
LV	903 (90.3)	97 (9.7)		1000	1000
MT	433 (86.6)	67 (13.4)		500	500
NL	789 (77.1)	235 (22.9)		1024	1024
PL	878 (87.8)	122 (12.2)		1000	1000
PT	982 (93.9)	64 (6.1)		1046	1046
RO	949 (93.7)	64 (6.3)		1013	1013
SE	942 (93.3)	68 (6.7)		1010	1010
SI	855 (83.8)	165 (16.2)		1020	1020
SK	854 (82.6)	180 (17.4)		1034	1034
N Sum	22884	3690		26574	
N Valid Sum	22884	3690			26574

v457 - QC14 CHEMICAL PROD INFO TRUST: NAT GOVERNMENT

Q.C14

Which of the following sources would you trust the most for information about the potential dangers of chemical products?

(SHOW CARD – READ OUT – ROTATE – MAX. 4 ANSWERS)

Q.C14_12 (NATIONALITY) Government

0 Not mentioned

1 Mentioned

v457 by v7, Absolute Values (Row Percent), weighted by v8

v7	v457	0	1	N Sum	N Valid Sum
AT	911 (90.2)	99 (9.8)		1010	1010
BE	918 (90.0)	102 (10.0)		1020	1020
BG	965 (96.5)	35 (3.5)		1000	1000
CY	459 (91.6)	42 (8.4)		501	501
CZ	991 (97.6)	24 (2.4)		1015	1015
DE-E	502 (94.7)	28 (5.3)		530	530
DE-W	952 (96.3)	37 (3.7)		989	989
DK	865 (85.9)	142 (14.1)		1007	1007
EE	978 (97.8)	22 (2.2)		1000	1000
ES	928 (92.2)	78 (7.8)		1006	1006
FI	940 (93.7)	63 (6.3)		1003	1003
FR	932 (93.2)	68 (6.8)		1000	1000
GB-GBN	819 (81.9)	181 (18.1)		1000	1000
GB-NIR	237 (81.4)	54 (18.6)		291	291
GR	974 (97.4)	26 (2.6)		1000	1000
HU	979 (96.5)	35 (3.5)		1014	1014
IE	936 (96.0)	39 (4.0)		975	975
IT	972 (93.6)	67 (6.4)		1039	1039
LT	1016 (99.0)	10 (1.0)		1026	1026
LU	447 (89.2)	54 (10.8)		501	501
LV	972 (97.2)	28 (2.8)		1000	1000
MT	481 (96.2)	19 (3.8)		500	500
NL	892 (87.1)	132 (12.9)		1024	1024
PL	953 (95.3)	47 (4.7)		1000	1000
PT	982 (93.9)	64 (6.1)		1046	1046
RO	1001 (98.8)	12 (1.2)		1013	1013
SE	801 (79.3)	209 (20.7)		1010	1010
SI	999 (97.9)	21 (2.1)		1020	1020
SK	1014 (98.1)	20 (1.9)		1034	1034
N Sum	24816	1758		26574	
N Valid Sum	24816	1758			26574

v458 - QC14 CHEMICAL PROD INFO TRUST: OTHER

Q.C14

Which of the following sources would you trust the most for information about the potential dangers of chemical products?
(SHOW CARD – READ OUT – ROTATE – MAX. 4 ANSWERS)

Q.C14_13 Other (SPONTANEOUS)

- 0 Not mentioned
- 1 Mentioned

v458 by v7, Absolute Values (Row Percent), weighted by v8

	v458	0	1	N Sum	N Valid Sum
v7					
AT	992 (98.2)	18 (1.8)		1010	1010
BE	1018 (99.8)	2 (0.2)		1020	1020
BG	996 (99.6)	4 (0.4)		1000	1000
CY	499 (99.6)	2 (0.4)		501	501
CZ	1015 (100.0)			1015	1015
DE-E	526 (99.2)	4 (0.8)		530	530
DE-W	989 (100.0)	0 (0.0)		989	989
DK	1003 (99.6)	4 (0.4)		1007	1007
EE	992 (99.2)	8 (0.8)		1000	1000
ES	994 (98.8)	12 (1.2)		1006	1006
FI	995 (99.2)	8 (0.8)		1003	1003
FR	997 (99.7)	3 (0.3)		1000	1000
GB-GBN	984 (98.4)	16 (1.6)		1000	1000
GB-NIR	290 (99.7)	1 (0.3)		291	291
GR	993 (99.3)	7 (0.7)		1000	1000
HU	1012 (99.8)	2 (0.2)		1014	1014
IE	966 (99.1)	9 (0.9)		975	975
IT	1026 (98.7)	13 (1.3)		1039	1039
LT	1002 (97.7)	24 (2.3)		1026	1026
LU	499 (99.6)	2 (0.4)		501	501
LV	997 (99.7)	3 (0.3)		1000	1000
MT	500 (100.0)			500	500
NL	1021 (99.7)	3 (0.3)		1024	1024
PL	994 (99.4)	6 (0.6)		1000	1000
PT	1041 (99.5)	5 (0.5)		1046	1046
RO	1005 (99.2)	8 (0.8)		1013	1013
SE	1008 (99.8)	2 (0.2)		1010	1010
SI	1005 (98.5)	15 (1.5)		1020	1020
SK	1023 (98.9)	11 (1.1)		1034	1034
N Sum	26382	192		26574	
N Valid Sum	26382	192			26574

v459 - QC14 CHEMICAL PROD INFO TRUST: NONE

Q.C14

Which of the following sources would you trust the most for information about the potential dangers of chemical products?

(SHOW CARD – READ OUT – ROTATE – MAX. 4 ANSWERS)

Q.C14_14 None (SPONTANEOUS)

0 Not mentioned

1 Mentioned

v459 by v7, Absolute Values (Row Percent), weighted by v8

v7	v459	0	1	N Sum	N Valid Sum
AT	993 (98.3)	17 (1.7)		1010	1010
BE	1019 (99.9)	1 (0.1)		1020	1020
BG	989 (98.9)	11 (1.1)		1000	1000
CY	496 (99.0)	5 (1.0)		501	501
CZ	1008 (99.3)	7 (0.7)		1015	1015
DE-E	518 (97.7)	12 (2.3)		530	530
DE-W	975 (98.6)	14 (1.4)		989	989
DK	1005 (99.8)	2 (0.2)		1007	1007
EE	986 (98.6)	14 (1.4)		1000	1000
ES	1000 (99.4)	6 (0.6)		1006	1006
FI	1000 (99.7)	3 (0.3)		1003	1003
FR	994 (99.4)	6 (0.6)		1000	1000
GB-GBN	986 (98.6)	14 (1.4)		1000	1000
GB-NIR	285 (97.9)	6 (2.1)		291	291
GR	991 (99.1)	9 (0.9)		1000	1000
HU	996 (98.2)	18 (1.8)		1014	1014
IE	969 (99.4)	6 (0.6)		975	975
IT	1014 (97.6)	25 (2.4)		1039	1039
LT	993 (96.8)	33 (3.2)		1026	1026
LU	499 (99.6)	2 (0.4)		501	501
LV	972 (97.2)	28 (2.8)		1000	1000
MT	498 (99.6)	2 (0.4)		500	500
NL	1021 (99.7)	3 (0.3)		1024	1024
PL	976 (97.6)	24 (2.4)		1000	1000
PT	1019 (97.4)	27 (2.6)		1046	1046
RO	993 (98.0)	20 (2.0)		1013	1013
SE	1007 (99.7)	3 (0.3)		1010	1010
SI	957 (93.8)	63 (6.2)		1020	1020
SK	1031 (99.7)	3 (0.3)		1034	1034
N Sum	26190	384		26574	
N Valid Sum	26190	384			26574

v460 - QC14 CHEMICAL PROD INFO TRUST: DK

Q.C14

Which of the following sources would you trust the most for information about the potential dangers of chemical products?

(SHOW CARD – READ OUT – ROTATE – MAX. 4 ANSWERS)

Q.C14_15 DK

0 Not mentioned

1 Mentioned

v460 by v7, Absolute Values (Row Percent), weighted by v8

v7	v460	0	1	N Sum	N Valid Sum
AT	1002 (99.2)	8 (0.8)		1010	1010
BE	1017 (99.7)	3 (0.3)		1020	1020
BG	968 (96.8)	32 (3.2)		1000	1000
CY	500 (99.8)	1 (0.2)		501	501
CZ	1002 (98.7)	13 (1.3)		1015	1015
DE-E	526 (99.2)	4 (0.8)		530	530
DE-W	964 (97.5)	25 (2.5)		989	989
DK	996 (98.9)	11 (1.1)		1007	1007
EE	983 (98.3)	17 (1.7)		1000	1000
ES	990 (98.4)	16 (1.6)		1006	1006
FI	999 (99.6)	4 (0.4)		1003	1003
FR	989 (98.9)	11 (1.1)		1000	1000
GB-GBN	965 (96.5)	35 (3.5)		1000	1000
GB-NIR	285 (97.9)	6 (2.1)		291	291
GR	993 (99.3)	7 (0.7)		1000	1000
HU	993 (97.9)	21 (2.1)		1014	1014
IE	941 (96.5)	34 (3.5)		975	975
IT	1013 (97.5)	26 (2.5)		1039	1039
LT	1013 (98.7)	13 (1.3)		1026	1026
LU	496 (99.0)	5 (1.0)		501	501
LV	984 (98.4)	16 (1.6)		1000	1000
MT	476 (95.2)	24 (4.8)		500	500
NL	1016 (99.2)	8 (0.8)		1024	1024
PL	923 (92.3)	77 (7.7)		1000	1000
PT	999 (95.5)	47 (4.5)		1046	1046
RO	946 (93.4)	67 (6.6)		1013	1013
SE	1008 (99.8)	2 (0.2)		1010	1010
SI	1014 (99.4)	6 (0.6)		1020	1020
SK	1032 (99.8)	2 (0.2)		1034	1034
N Sum	26033	541		26574	
N Valid Sum	26033	541			26574

v461 - QD1 RARE DISEASES - UNDERSTANDING

RARE DISEASES

Q.D1

When talking about rare diseases, which of the following is, in your opinion, the statement that best describes what "rare diseases" are?

(SHOW CARD – READ OUT – ONE ANSWER ONLY)

- 1 These are diseases about which nobody can do anything
- 2 These are diseases affecting a limited number of people and needing very specific care
- 3 These are diseases for which it is very difficult to obtain a correct and fast diagnosis
- 4 These are diseases that nobody cares about
- 5 Other (SPONTANEOUS)
- 6 Never heard about rare diseases (SPONTANEOUS)
- 7 DK

v461 by v7, Absolute Values (Row Percent), weighted by v8

v461	1	2	3	4	5	6	7	N Sum	N Valid Sum
v7							M		
AT	70 (7.0)	646 (64.7)	220 (22.0)	32 (3.2)	9 (0.9)	22 (2.2)	11	1010	999
BE	139 (13.7)	648 (63.7)	161 (15.8)	35 (3.4)	2 (0.2)	32 (3.1)	3	1020	1017
BG	126 (13.1)	523 (54.3)	243 (25.2)	24 (2.5)	1 (0.1)	46 (4.8)	37	1000	963
CY	104 (21.1)	230 (46.6)	148 (30.0)	5 (1.0)	4 (0.8)	3 (0.6)	8	502	494
CZ	90 (8.9)	670 (66.4)	188 (18.6)	21 (2.1)	1 (0.1)	39 (3.9)	7	1016	1009
DE-E	37 (7.1)	396 (75.6)	74 (14.1)	10 (1.9)	2 (0.4)	5 (1.0)	7	531	524
DE-W	77 (8.0)	695 (72.0)	158 (16.4)	28 (2.9)	1 (0.1)	6 (0.6)	24	989	965
DK	56 (5.6)	788 (79.0)	138 (13.8)	13 (1.3)	1 (0.1)	1 (0.1)	10	1007	997
EE	129 (13.3)	532 (54.7)	237 (24.4)	29 (3.0)	3 (0.3)	42 (4.3)	28	1000	972
ES	132 (13.3)	555 (55.9)	272 (27.4)	11 (1.1)	10 (1.0)	12 (1.2)	14	1006	992
FI	66 (6.6)	479 (48.1)	420 (42.2)	13 (1.3)	6 (0.6)	11 (1.1)	7	1002	995
FR	108 (11.0)	645 (65.7)	158 (16.1)	59 (6.0)	3 (0.3)	9 (0.9)	18	1000	982
GB-GBN	88 (9.1)	662 (68.8)	182 (18.9)	12 (1.2)	1 (0.1)	17 (1.8)	37	999	962
GB-NIR	21 (7.2)	200 (68.7)	62 (21.3)	7 (2.4)		1 (0.3)		291	291
GR	172 (17.5)	584 (59.4)	168 (17.1)	13 (1.3)	6 (0.6)	40 (4.1)	17	1000	983
HU	118 (11.8)	583 (58.4)	234 (23.4)	12 (1.2)	1 (0.1)	51 (5.1)	15	1014	999
IE	151 (15.9)	538 (56.8)	219 (23.1)	17 (1.8)	8 (0.8)	14 (1.5)	27	974	947
IT	85 (8.3)	640 (62.6)	212 (20.7)	54 (5.3)	2 (0.2)	29 (2.8)	18	1040	1022
LT	142 (14.2)	565 (56.6)	220 (22.0)	34 (3.4)	5 (0.5)	32 (3.2)	28	1026	998
LU	42 (8.5)	333 (67.0)	95 (19.1)	13 (2.6)	5 (1.0)	9 (1.8)	4	501	497
LV	117 (12.0)	512 (52.4)	266 (27.2)	32 (3.3)	2 (0.2)	48 (4.9)	23	1000	977
MT	64 (13.3)	281 (58.2)	111 (23.0)	7 (1.4)	1 (0.2)	19 (3.9)	18	501	483
NL	43 (4.2)	780 (76.4)	184 (18.0)	7 (0.7)	5 (0.5)	2 (0.2)	4	1025	1021
PL	114 (11.9)	625 (65.1)	175 (18.2)	40 (4.2)	3 (0.3)	3 (0.3)	39	999	960
PT	161 (15.7)	518 (50.5)	243 (23.7)	34 (3.3)	24 (2.3)	46 (4.5)	20	1046	1026
RO	275 (29.3)	424 (45.2)	128 (13.6)	30 (3.2)	3 (0.3)	78 (8.3)	75	1013	938
SE	21 (2.1)	762 (75.6)	211 (20.9)	13 (1.3)	1 (0.1)		2	1010	1008
SI	110 (10.9)	530 (52.7)	307 (30.5)	15 (1.5)	14 (1.4)	29 (2.9)	16	1021	1005
SK	114 (11.2)	668 (65.4)	206 (20.2)	16 (1.6)		17 (1.7)	12	1033	1021
N Sum	2972	16012	5640	636	124	663	529	26576	
N Valid Sum	2972	16012	5640	636	124	663			26047

v462 - QD2 RARE DISEASE CONTACT: KNOW S/O SUFFERING

A rare disease is a disease affecting fewer than 1 people in 2.000

Q.D2

Do you personally know or have you heard about a person suffering from a rare disease?

(SHOW CARD – READ OUT – MULTIPLE ANSWERS POSSIBLE)

Q.D2_1 Yes, you personally know someone suffering from a rare disease

0 Not mentioned

1 Mentioned

v462 by v7, Absolute Values (Row Percent), weighted by v8

	v462	0	1	N Sum	N Valid Sum
v7					
AT	880 (87.1)	130 (12.9)		1010	1010
BE	786 (77.1)	234 (22.9)		1020	1020
BG	930 (93.0)	70 (7.0)		1000	1000
CY	353 (70.5)	148 (29.5)		501	501
CZ	944 (93.0)	71 (7.0)		1015	1015
DE-E	468 (88.3)	62 (11.7)		530	530
DE-W	829 (83.8)	160 (16.2)		989	989
DK	589 (58.5)	418 (41.5)		1007	1007
EE	832 (83.2)	168 (16.8)		1000	1000
ES	899 (89.4)	107 (10.6)		1006	1006
FI	739 (73.7)	264 (26.3)		1003	1003
FR	721 (72.1)	279 (27.9)		1000	1000
GB-GBN	824 (82.4)	176 (17.6)		1000	1000
GB-NIR	233 (80.1)	58 (19.9)		291	291
GR	939 (93.9)	61 (6.1)		1000	1000
HU	868 (85.6)	146 (14.4)		1014	1014
IE	865 (88.7)	110 (11.3)		975	975
IT	914 (88.0)	125 (12.0)		1039	1039
LT	865 (84.3)	161 (15.7)		1026	1026
LU	395 (78.8)	106 (21.2)		501	501
LV	879 (87.9)	121 (12.1)		1000	1000
MT	423 (84.6)	77 (15.4)		500	500
NL	683 (66.7)	341 (33.3)		1024	1024
PL	874 (87.4)	126 (12.6)		1000	1000
PT	940 (89.9)	106 (10.1)		1046	1046
RO	938 (92.6)	75 (7.4)		1013	1013
SE	631 (62.5)	379 (37.5)		1010	1010
SI	880 (86.3)	140 (13.7)		1020	1020
SK	856 (82.8)	178 (17.2)		1034	1034
N Sum	21977	4597		26574	
N Valid Sum	21977	4597			26574

v463 - QD2 RARE DISEASE CONTACT: HEARD IN FAMILY/FRIENDS

A rare disease is a disease affecting fewer than 1 people in 2.000

Q.D2

Do you personally know or have you heard about a person suffering from a rare disease?

(SHOW CARD – READ OUT – MULTIPLE ANSWERS POSSIBLE)

Q.D2_2 Yes, you have heard about someone suffering from a rare disease within your family / your friends / your acquaintances

0 Not mentioned

1 Mentioned

v463 by v7, Absolute Values (Row Percent), weighted by v8

	v463	0	1	N Sum	N Valid Sum
v7					
AT	868 (85.9)	142 (14.1)		1010	1010
BE	870 (85.3)	150 (14.7)		1020	1020
BG	940 (94.0)	60 (6.0)		1000	1000
CY	391 (78.0)	110 (22.0)		501	501
CZ	918 (90.4)	97 (9.6)		1015	1015
DE-E	502 (94.7)	28 (5.3)		530	530
DE-W	901 (91.1)	88 (8.9)		989	989
DK	761 (75.6)	246 (24.4)		1007	1007
EE	877 (87.7)	123 (12.3)		1000	1000
ES	898 (89.3)	108 (10.7)		1006	1006
FI	801 (79.9)	202 (20.1)		1003	1003
FR	838 (83.8)	162 (16.2)		1000	1000
GB-GBN	913 (91.3)	87 (8.7)		1000	1000
GB-NIR	247 (84.9)	44 (15.1)		291	291
GR	843 (84.3)	157 (15.7)		1000	1000
HU	911 (89.8)	103 (10.2)		1014	1014
IE	765 (78.5)	210 (21.5)		975	975
IT	831 (80.0)	208 (20.0)		1039	1039
LT	929 (90.5)	97 (9.5)		1026	1026
LU	387 (77.2)	114 (22.8)		501	501
LV	904 (90.4)	96 (9.6)		1000	1000
MT	402 (80.4)	98 (19.6)		500	500
NL	851 (83.1)	173 (16.9)		1024	1024
PL	910 (91.0)	90 (9.0)		1000	1000
PT	917 (87.7)	129 (12.3)		1046	1046
RO	935 (92.3)	78 (7.7)		1013	1013
SE	734 (72.7)	276 (27.3)		1010	1010
SI	910 (89.2)	110 (10.8)		1020	1020
SK	869 (84.0)	165 (16.0)		1034	1034
N Sum	22823	3751		26574	
N Valid Sum	22823	3751			26574

v464 - QD2 RARE DISEASE CONTACT: HEARD IN MEDIA

A rare disease is a disease affecting fewer than 1 people in 2.000

Q.D2

Do you personally know or have you heard about a person suffering from a rare disease?
(SHOW CARD – READ OUT – MULTIPLE ANSWERS POSSIBLE)

Q.D2_3 Yes, you have heard about a person suffering from a rare disease in the media

- 0 Not mentioned
- 1 Mentioned

v464 by v7, Absolute Values (Row Percent), weighted by v8

v7	v464	0	1	N Sum	N Valid Sum
AT	522 (51.7)	488 (48.3)	1010	1010	
BE	773 (75.8)	247 (24.2)	1020	1020	
BG	518 (51.8)	482 (48.2)	1000	1000	
CY	321 (64.1)	180 (35.9)	501	501	
CZ	576 (56.7)	439 (43.3)	1015	1015	
DE-E	400 (75.5)	130 (24.5)	530	530	
DE-W	718 (72.6)	271 (27.4)	989	989	
DK	513 (50.9)	494 (49.1)	1007	1007	
EE	588 (58.8)	412 (41.2)	1000	1000	
ES	573 (57.0)	433 (43.0)	1006	1006	
FI	586 (58.4)	417 (41.6)	1003	1003	
FR	635 (63.5)	365 (36.5)	1000	1000	
GB-GBN	838 (83.8)	162 (16.2)	1000	1000	
GB-NIR	244 (83.8)	47 (16.2)	291	291	
GR	704 (70.4)	296 (29.6)	1000	1000	
HU	604 (59.6)	410 (40.4)	1014	1014	
IE	634 (65.0)	341 (35.0)	975	975	
IT	590 (56.8)	449 (43.2)	1039	1039	
LT	685 (66.8)	341 (33.2)	1026	1026	
LU	307 (61.3)	194 (38.7)	501	501	
LV	612 (61.2)	388 (38.8)	1000	1000	
MT	361 (72.2)	139 (27.8)	500	500	
NL	758 (74.0)	266 (26.0)	1024	1024	
PL	629 (62.9)	371 (37.1)	1000	1000	
PT	477 (45.6)	569 (54.4)	1046	1046	
RO	649 (64.1)	364 (35.9)	1013	1013	
SE	492 (48.7)	518 (51.3)	1010	1010	
SI	615 (60.3)	405 (39.7)	1020	1020	
SK	553 (53.5)	481 (46.5)	1034	1034	
N Sum	16475	10099	26574		
N Valid Sum	16475	10099		26574	

v465 - QD2 RARE DISEASE CONTACT: NEVER HEARD ABOUT ANY

A rare disease is a disease affecting fewer than 1 people in 2.000

Q.D2

Do you personally know or have you heard about a person suffering from a rare disease?

(SHOW CARD – READ OUT – MULTIPLE ANSWERS POSSIBLE)

Q.D2_4 No, you have never heard about any one suffering from a rare disease

0 Not mentioned

1 Mentioned

v465 by v7, Absolute Values (Row Percent), weighted by v8

	v465	0	1	N Sum	N Valid Sum
v7					
AT	700 (69.3)	310 (30.7)	1010	1010	
BE	575 (56.4)	445 (43.6)	1020	1020	
BG	656 (65.6)	344 (34.4)	1000	1000	
CY	380 (75.8)	121 (24.2)	501	501	
CZ	586 (57.7)	429 (42.3)	1015	1015	
DE-E	210 (39.6)	320 (60.4)	530	530	
DE-W	465 (47.0)	524 (53.0)	989	989	
DK	852 (84.6)	155 (15.4)	1007	1007	
EE	614 (61.4)	386 (38.6)	1000	1000	
ES	645 (64.1)	361 (35.9)	1006	1006	
FI	728 (72.6)	275 (27.4)	1003	1003	
FR	681 (68.1)	319 (31.9)	1000	1000	
GB-GBN	411 (41.1)	589 (58.9)	1000	1000	
GB-NIR	132 (45.4)	159 (54.6)	291	291	
GR	493 (49.3)	507 (50.7)	1000	1000	
HU	656 (64.7)	358 (35.3)	1014	1014	
IE	650 (66.7)	325 (33.3)	975	975	
IT	754 (72.6)	285 (27.4)	1039	1039	
LT	575 (56.0)	451 (44.0)	1026	1026	
LU	350 (69.9)	151 (30.1)	501	501	
LV	576 (57.6)	424 (42.4)	1000	1000	
MT	281 (56.2)	219 (43.8)	500	500	
NL	688 (67.2)	336 (32.8)	1024	1024	
PL	571 (57.1)	429 (42.9)	1000	1000	
PT	750 (71.7)	296 (28.3)	1046	1046	
RO	653 (64.5)	360 (35.5)	1013	1013	
SE	842 (83.4)	168 (16.6)	1010	1010	
SI	616 (60.4)	404 (39.6)	1020	1020	
SK	762 (73.7)	272 (26.3)	1034	1034	
N Sum	16852	9722	26574		
N Valid Sum	16852	9722		26574	

v466 - QD2 RARE DISEASE CONTACT: DK

A rare disease is a disease affecting fewer than 1 people in 2.000

Q.D2

Do you personally know or have you heard about a person suffering from a rare disease?

(SHOW CARD – READ OUT – MULTIPLE ANSWERS POSSIBLE)

Q.D2_5 DK

0 Not mentioned

1 Mentioned

v466 by v7, Absolute Values (Row Percent), weighted by v8

v7	v466	0	1	N Sum	N Valid Sum
AT	995 (98.5)	15 (1.5)		1010	1010
BE	1012 (99.2)	8 (0.8)		1020	1020
BG	933 (93.3)	67 (6.7)		1000	1000
CY	486 (97.0)	15 (3.0)		501	501
CZ	1011 (99.6)	4 (0.4)		1015	1015
DE-E	525 (99.1)	5 (0.9)		530	530
DE-W	963 (97.4)	26 (2.6)		989	989
DK	997 (99.0)	10 (1.0)		1007	1007
EE	994 (99.4)	6 (0.6)		1000	1000
ES	966 (96.0)	40 (4.0)		1006	1006
FI	998 (99.5)	5 (0.5)		1003	1003
FR	988 (98.8)	12 (1.2)		1000	1000
GB-GBN	987 (98.7)	13 (1.3)		1000	1000
GB-NIR	289 (99.3)	2 (0.7)		291	291
GR	987 (98.7)	13 (1.3)		1000	1000
HU	1001 (98.7)	13 (1.3)		1014	1014
IE	930 (95.4)	45 (4.6)		975	975
IT	1017 (97.9)	22 (2.1)		1039	1039
LT	1008 (98.2)	18 (1.8)		1026	1026
LU	495 (98.8)	6 (1.2)		501	501
LV	987 (98.7)	13 (1.3)		1000	1000
MT	482 (96.4)	18 (3.6)		500	500
NL	1014 (99.0)	10 (1.0)		1024	1024
PL	983 (98.3)	17 (1.7)		1000	1000
PT	1036 (99.0)	10 (1.0)		1046	1046
RO	850 (83.9)	163 (16.1)		1013	1013
SE	1005 (99.5)	5 (0.5)		1010	1010
SI	996 (97.6)	24 (2.4)		1020	1020
SK	1022 (98.8)	12 (1.2)		1034	1034
N Sum	25957	617		26574	
N Valid Sum	25957	617			26574

v467 - QD3 RARE DISEASES: HEALTH AUTHORITY SUPPORT

Q.D3

For each of the following statements, please tell me whether you totally agree, tend to agree, tend to disagree or totally disagree.

(SHOW CARD WITH SCALE – ONE ANSWER PER LINE – READ OUT)

Q.D3_1 People suffering from a rare disease need specific support from (NATIONALITY) health authorities

- 1 Totally agree
- 2 Tend to agree
- 3 Tend to disagree
- 4 Totally disagree
- 5 DK

v467 by v7, Absolute Values (Row Percent), weighted by v8

v467	1	2	3	4	5	N Sum	N Valid Sum
v7							
					M		
AT	585 (59.3)	353 (35.8)	40 (4.1)	9 (0.9)	22	1009	987
BE	701 (69.1)	285 (28.1)	22 (2.2)	6 (0.6)	5	1019	1014
BG	731 (75.0)	241 (24.7)	1 (0.1)	2 (0.2)	24	999	975
CY	465 (92.8)	34 (6.8)	2 (0.4)			501	501
CZ	563 (56.5)	401 (40.3)	25 (2.5)	7 (0.7)	19	1015	996
DE-E	376 (71.1)	128 (24.2)	23 (4.3)	2 (0.4)	1	530	529
DE-W	689 (70.7)	255 (26.2)	25 (2.6)	5 (0.5)	15	989	974
DK	774 (77.8)	198 (19.9)	19 (1.9)	4 (0.4)	12	1007	995
EE	751 (76.5)	218 (22.2)	13 (1.3)		18	1000	982
ES	729 (72.8)	266 (26.6)	6 (0.6)		5	1006	1001
FI	643 (64.5)	329 (33.0)	22 (2.2)	3 (0.3)	6	1003	997
FR	741 (75.1)	226 (22.9)	15 (1.5)	5 (0.5)	13	1000	987
GB-GBN	716 (72.9)	259 (26.4)	5 (0.5)	2 (0.2)	18	1000	982
GB-NIR	242 (84.6)	41 (14.3)	3 (1.0)		5	291	286
GR	811 (81.3)	180 (18.0)	6 (0.6)	1 (0.1)	2	1000	998
HU	641 (63.7)	333 (33.1)	26 (2.6)	6 (0.6)	8	1014	1006
IE	653 (69.0)	283 (29.9)	10 (1.1)	1 (0.1)	26	973	947
IT	729 (71.1)	225 (21.9)	52 (5.1)	20 (1.9)	13	1039	1026
LT	658 (65.2)	335 (33.2)	9 (0.9)	7 (0.7)	17	1026	1009
LU	388 (78.1)	100 (20.1)	9 (1.8)		4	501	497
LV	738 (74.8)	235 (23.8)	12 (1.2)	2 (0.2)	12	999	987
MT	398 (80.2)	98 (19.8)			4	500	496
NL	681 (67.4)	295 (29.2)	32 (3.2)	3 (0.3)	13	1024	1011
PL	565 (57.2)	402 (40.7)	16 (1.6)	5 (0.5)	13	1001	988
PT	539 (52.1)	474 (45.8)	20 (1.9)	2 (0.2)	11	1046	1035
RO	667 (69.1)	286 (29.6)	11 (1.1)	1 (0.1)	48	1013	965
SE	775 (77.3)	190 (19.0)	34 (3.4)	3 (0.3)	8	1010	1002
SI	767 (76.0)	222 (22.0)	18 (1.8)	2 (0.2)	12	1021	1009
SK	570 (56.7)	412 (41.0)	21 (2.1)	3 (0.3)	28	1034	1006
N Sum	18286	7304	497	101	382	26570	
N Valid Sum	18286	7304	497	101			26188

v468 - QD3 RARE DISEASES: MORE EUROPEAN COOPERATION

Q.D3

For each of the following statements, please tell me whether you totally agree, tend to agree, tend to disagree or totally disagree.

(SHOW CARD WITH SCALE – ONE ANSWER PER LINE – READ OUT)

Q.D3_2 There should be more European cooperation in order to help the limited numbers of people suffering from rare diseases more efficiently

- 1 Totally agree
- 2 Tend to agree
- 3 Tend to disagree
- 4 Totally disagree
- 5 DK

v468 by v7, Absolute Values (Row Percent), weighted by v8

v468	1	2	3	4	5	N Sum	N Valid Sum
v7							
					M		
AT	634 (63.9)	316 (31.9)	30 (3.0)	12 (1.2)	18	1010	992
BE	695 (68.4)	287 (28.2)	24 (2.4)	10 (1.0)	4	1020	1016
BG	681 (70.9)	272 (28.3)	6 (0.6)	2 (0.2)	39	1000	961
CY	457 (91.6)	39 (7.8)	2 (0.4)	1 (0.2)	2	501	499
CZ	566 (56.9)	398 (40.0)	28 (2.8)	2 (0.2)	21	1015	994
DE-E	370 (70.6)	143 (27.3)	7 (1.3)	4 (0.8)	5	529	524
DE-W	680 (70.2)	260 (26.8)	19 (2.0)	10 (1.0)	20	989	969
DK	677 (68.3)	268 (27.0)	33 (3.3)	13 (1.3)	15	1006	991
EE	751 (77.3)	202 (20.8)	16 (1.6)	3 (0.3)	28	1000	972
ES	724 (72.8)	268 (27.0)	1 (0.1)	1 (0.1)	12	1006	994
FI	578 (58.3)	362 (36.5)	47 (4.7)	4 (0.4)	13	1004	991
FR	729 (73.9)	241 (24.4)	12 (1.2)	4 (0.4)	14	1000	986
GB-GBN	573 (59.0)	350 (36.0)	40 (4.1)	9 (0.9)	29	1001	972
GB-NIR	220 (78.3)	51 (18.1)	10 (3.6)		11	292	281
GR	790 (79.4)	202 (20.3)	3 (0.3)		4	999	995
HU	626 (62.1)	348 (34.5)	33 (3.3)	1 (0.1)	6	1014	1008
IE	637 (67.8)	282 (30.0)	17 (1.8)	3 (0.3)	36	975	939
IT	736 (72.1)	217 (21.3)	49 (4.8)	19 (1.9)	18	1039	1021
LT	674 (67.0)	319 (31.7)	9 (0.9)	4 (0.4)	21	1027	1006
LU	392 (79.7)	99 (20.1)		1 (0.2)	9	501	492
LV	735 (74.5)	244 (24.7)	5 (0.5)	2 (0.2)	13	999	986
MT	395 (79.6)	100 (20.2)	1 (0.2)		4	500	496
NL	684 (68.3)	250 (25.0)	58 (5.8)	10 (1.0)	22	1024	1002
PL	580 (58.9)	389 (39.5)	13 (1.3)	3 (0.3)	15	1000	985
PT	579 (55.9)	420 (40.5)	36 (3.5)	1 (0.1)	9	1045	1036
RO	617 (64.7)	323 (33.9)	11 (1.2)	3 (0.3)	59	1013	954
SE	731 (73.6)	209 (21.0)	44 (4.4)	9 (0.9)	17	1010	993
SI	747 (74.6)	229 (22.9)	24 (2.4)	2 (0.2)	17	1019	1002
SK	573 (57.2)	406 (40.5)	20 (2.0)	3 (0.3)	32	1034	1002
N Sum	17831	7494	598	136	513	26572	
N Valid Sum	17831	7494	598	136			26059

v469 - QD3 RARE DISEASES: DRUGS BE FULLY REIMBURSED

Q.D3

For each of the following statements, please tell me whether you totally agree, tend to agree, tend to disagree or totally disagree.

(SHOW CARD WITH SCALE – ONE ANSWER PER LINE – READ OUT)

Q.D3_3 The drugs developed to treat people suffering from rare diseases should be fully reimbursed by the (NATIONALITY) health care system even if they are very expensive

- 1 Totally agree
- 2 Tend to agree
- 3 Tend to disagree
- 4 Totally disagree
- 5 DK

v469 by v7, Absolute Values (Row Percent), weighted by v8

	v469	1	2	3	4	5	N Sum	N Valid Sum
v7								
						M		
AT	592 (60.0)	339 (34.3)	49 (5.0)	7 (0.7)	22		1009	987
BE	642 (63.0)	331 (32.5)	37 (3.6)	9 (0.9)	2		1021	1019
BG	700 (72.7)	243 (25.2)	18 (1.9)	2 (0.2)	38		1001	963
CY	441 (88.6)	52 (10.4)	5 (1.0)		3		501	498
CZ	519 (52.7)	404 (41.1)	52 (5.3)	9 (0.9)	30		1014	984
DE-E	331 (63.0)	155 (29.5)	34 (6.5)	5 (1.0)	4		529	525
DE-W	614 (63.8)	290 (30.1)	56 (5.8)	2 (0.2)	27		989	962
DK	559 (56.2)	361 (36.3)	64 (6.4)	11 (1.1)	12		1007	995
EE	636 (65.2)	302 (31.0)	33 (3.4)	4 (0.4)	25		1000	975
ES	653 (66.1)	266 (26.9)	49 (5.0)	20 (2.0)	18		1006	988
FI	582 (58.4)	379 (38.1)	33 (3.3)	2 (0.2)	7		1003	996
FR	759 (76.9)	209 (21.2)	16 (1.6)	3 (0.3)	14		1001	987
GB-GBN	553 (57.1)	339 (35.0)	63 (6.5)	14 (1.4)	31		1000	969
GB-NIR	223 (77.7)	53 (18.5)	6 (2.1)	5 (1.7)	4		291	287
GR	780 (78.3)	209 (21.0)	5 (0.5)	2 (0.2)	4		1000	996
HU	627 (62.5)	310 (30.9)	48 (4.8)	18 (1.8)	10		1013	1003
IE	645 (69.3)	250 (26.9)	28 (3.0)	8 (0.9)	44		975	931
IT	744 (72.4)	218 (21.2)	43 (4.2)	22 (2.1)	12		1039	1027
LT	663 (65.6)	319 (31.6)	19 (1.9)	9 (0.9)	16		1026	1010
LU	356 (71.9)	128 (25.9)	11 (2.2)		6		501	495
LV	723 (73.0)	239 (24.1)	25 (2.5)	3 (0.3)	11		1001	990
MT	366 (75.5)	106 (21.9)	12 (2.5)	1 (0.2)	15		500	485
NL	643 (63.7)	291 (28.8)	62 (6.1)	13 (1.3)	15		1024	1009
PL	579 (59.4)	378 (38.8)	16 (1.6)	2 (0.2)	24		999	975
PT	558 (54.1)	429 (41.6)	42 (4.1)	2 (0.2)	14		1045	1031
RO	661 (68.8)	270 (28.1)	29 (3.0)	1 (0.1)	52		1013	961
SE	573 (57.5)	331 (33.2)	65 (6.5)	28 (2.8)	14		1011	997
SI	733 (73.1)	229 (22.8)	34 (3.4)	7 (0.7)	17		1020	1003
SK	541 (54.2)	402 (40.2)	51 (5.1)	5 (0.5)	35		1034	999
N Sum	16996	7832	1005	214	526		26573	
N Valid Sum	16996	7832	1005	214				26047

v470 - QD3 RARE DISEASES: AWARE OF SPECIALIZED CENTRES

Q.D3

For each of the following statements, please tell me whether you totally agree, tend to agree, tend to disagree or totally disagree.

(SHOW CARD WITH SCALE – ONE ANSWER PER LINE – READ OUT)

Q.D3_4 People are aware of the existence of centres specialising in rare diseases

- 1 Totally agree
- 2 Tend to agree
- 3 Tend to disagree
- 4 Totally disagree
- 5 DK

v470 by v7, Absolute Values (Row Percent), weighted by v8

v7	v470	1	2	3	4	5	N Sum	N Valid Sum
						M		
AT	207 (22.7)	271 (29.7)	310 (34.0)	125 (13.7)	97		1010	913
BE	145 (14.5)	265 (26.4)	429 (42.8)	164 (16.4)	18		1021	1003
BG	181 (20.4)	175 (19.8)	315 (35.6)	215 (24.3)	115		1001	886
CY	88 (20.0)	137 (31.1)	153 (34.7)	63 (14.3)	59		500	441
CZ	114 (11.9)	230 (24.0)	417 (43.4)	199 (20.7)	54		1014	960
DE-E	101 (20.8)	109 (22.5)	200 (41.2)	75 (15.5)	44		529	485
DE-W	143 (16.2)	260 (29.4)	364 (41.1)	118 (13.3)	104		989	885
DK	124 (12.7)	288 (29.5)	431 (44.1)	134 (13.7)	29		1006	977
EE	156 (16.3)	184 (19.2)	390 (40.8)	227 (23.7)	43		1000	957
ES	157 (16.9)	163 (17.6)	267 (28.8)	341 (36.7)	77		1005	928
FI	117 (12.0)	235 (24.2)	444 (45.7)	176 (18.1)	31		1003	972
FR	102 (11.0)	179 (19.2)	428 (46.0)	221 (23.8)	69		999	930
GB-GBN	192 (20.8)	291 (31.5)	324 (35.0)	118 (12.8)	75		1000	925
GB-NIR	48 (17.6)	86 (31.6)	101 (37.1)	37 (13.6)	19		291	272
GR	172 (18.0)	289 (30.3)	320 (33.5)	173 (18.1)	46		1000	954
HU	185 (18.7)	289 (29.3)	319 (32.3)	194 (19.7)	26		1013	987
IE	248 (28.7)	170 (19.7)	259 (30.0)	186 (21.6)	112		975	863
IT	249 (26.0)	311 (32.4)	327 (34.1)	72 (7.5)	79		1038	959
LT	202 (21.5)	284 (30.2)	284 (30.2)	169 (18.0)	87		1026	939
LU	47 (9.9)	108 (22.6)	200 (41.9)	122 (25.6)	25		502	477
LV	139 (14.4)	182 (18.8)	391 (40.5)	254 (26.3)	34		1000	966
MT	84 (19.2)	81 (18.5)	165 (37.8)	107 (24.5)	63		500	437
NL	107 (11.1)	256 (26.4)	477 (49.3)	128 (13.2)	56		1024	968
PL	133 (14.4)	271 (29.3)	382 (41.3)	139 (15.0)	76		1001	925
PT	511 (49.6)	438 (42.5)	67 (6.5)	15 (1.5)	14		1045	1031
RO	348 (38.9)	288 (32.2)	161 (18.0)	98 (10.9)	118		1013	895
SE	78 (8.2)	282 (29.5)	350 (36.6)	247 (25.8)	53		1010	957
SI	200 (21.1)	273 (28.8)	307 (32.4)	168 (17.7)	73		1021	948
SK	156 (16.5)	341 (36.0)	340 (35.9)	110 (11.6)	87		1034	947
N Sum	4734	6736	8922	4395	1783		26570	
N Valid Sum	4734	6736	8922	4395				24787

v471 - QD3 RARE DISEASES: RIGHT TO ACCESS APPROP CARE

Q.D3

For each of the following statements, please tell me whether you totally agree, tend to agree, tend to disagree or totally disagree.

(SHOW CARD WITH SCALE – ONE ANSWER PER LINE – READ OUT)

Q.D3_5 People suffering from a rare disease should have the right to access appropriate care in another EU Member State if no solution can be provided in their country of residence

- 1 Totally agree
- 2 Tend to agree
- 3 Tend to disagree
- 4 Totally disagree
- 5 DK

v471 by v7, Absolute Values (Row Percent), weighted by v8

	v471	1	2	3	4	5	N Sum	N Valid Sum
v7								
						M		
AT	595 (59.7)	364 (36.5)	30 (3.0)	7 (0.7)	14		1010	996
BE	635 (62.7)	318 (31.4)	46 (4.5)	14 (1.4)	8		1021	1013
BG	696 (72.0)	255 (26.4)	11 (1.1)	4 (0.4)	34		1000	966
CY	444 (89.0)	52 (10.4)	3 (0.6)		2		501	499
CZ	545 (54.9)	422 (42.5)	24 (2.4)	2 (0.2)	22		1015	993
DE-E	391 (74.1)	127 (24.1)	7 (1.3)	3 (0.6)	2		530	528
DE-W	660 (68.8)	270 (28.1)	22 (2.3)	8 (0.8)	29		989	960
DK	768 (77.5)	200 (20.2)	21 (2.1)	2 (0.2)	17		1008	991
EE	771 (79.2)	190 (19.5)	11 (1.1)	1 (0.1)	27		1000	973
ES	686 (69.6)	289 (29.3)	7 (0.7)	3 (0.3)	20		1005	985
FI	575 (58.7)	359 (36.7)	38 (3.9)	7 (0.7)	24		1003	979
FR	750 (76.6)	217 (22.2)	8 (0.8)	4 (0.4)	20		999	979
GB-GBN	584 (59.9)	334 (34.3)	46 (4.7)	11 (1.1)	25		1000	975
GB-NIR	224 (79.2)	54 (19.1)	5 (1.8)		8		291	283
GR	757 (75.9)	230 (23.1)	9 (0.9)	1 (0.1)	2		999	997
HU	645 (64.4)	327 (32.6)	25 (2.5)	5 (0.5)	11		1013	1002
IE	674 (71.3)	253 (26.8)	15 (1.6)	3 (0.3)	30		975	945
IT	711 (69.4)	251 (24.5)	41 (4.0)	22 (2.1)	14		1039	1025
LT	664 (66.0)	323 (32.1)	14 (1.4)	5 (0.5)	20		1026	1006
LU	402 (80.6)	91 (18.2)	6 (1.2)		2		501	499
LV	743 (75.1)	236 (23.8)	9 (0.9)	2 (0.2)	10		1000	990
MT	388 (78.5)	105 (21.3)	1 (0.2)		6		500	494
NL	678 (67.3)	295 (29.3)	25 (2.5)	10 (1.0)	15		1023	1008
PL	583 (59.6)	373 (38.1)	19 (1.9)	4 (0.4)	20		999	979
PT	562 (54.4)	452 (43.7)	18 (1.7)	2 (0.2)	12		1046	1034
RO	623 (65.5)	301 (31.7)	23 (2.4)	4 (0.4)	62		1013	951
SE	850 (84.8)	137 (13.7)	13 (1.3)	2 (0.2)	8		1010	1002
SI	751 (74.8)	236 (23.5)	14 (1.4)	3 (0.3)	16		1020	1004
SK	579 (56.9)	416 (40.9)	22 (2.2)		17		1034	1017
N Sum	17934	7477	533	129	497		26570	
N Valid Sum	17934	7477	533	129				26073

v472 - QD3 RARE DISEASES: TOO MANY MAJOR HEALTH ISSUES

Q.D3

For each of the following statements, please tell me whether you totally agree, tend to agree, tend to disagree or totally disagree.

(SHOW CARD WITH SCALE – ONE ANSWER PER LINE – READ OUT)

Q.D3_6 (OUR COUNTRY) has too many other major health issues to make rare diseases a priority

- 1 Totally agree
- 2 Tend to agree
- 3 Tend to disagree
- 4 Totally disagree
- 5 DK

v472 by v7, Absolute Values (Row Percent), weighted by v8

v7	v472	1	2	3	4	5	N Sum	N Valid Sum
						M		
AT	148 (15.3)	243 (25.2)	372 (38.5)	203 (21.0)	44		1010	966
BE	134 (13.4)	350 (35.0)	360 (36.0)	157 (15.7)	19		1020	1001
BG	164 (18.1)	147 (16.2)	324 (35.8)	270 (29.8)	94		999	905
CY	48 (10.2)	73 (15.5)	133 (28.2)	217 (46.1)	29		500	471
CZ	166 (17.6)	377 (39.9)	297 (31.4)	105 (11.1)	70		1015	945
DE-E	99 (19.5)	115 (22.7)	149 (29.4)	144 (28.4)	23		530	507
DE-W	123 (13.1)	229 (24.3)	280 (29.8)	309 (32.8)	48		989	941
DK	93 (9.6)	243 (25.2)	313 (32.4)	316 (32.7)	41		1006	965
EE	268 (28.2)	379 (39.9)	220 (23.1)	84 (8.8)	48		999	951
ES	157 (16.8)	223 (23.8)	315 (33.7)	241 (25.7)	70		1006	936
FI	55 (5.6)	158 (16.2)	326 (33.3)	439 (44.9)	25		1003	978
FR	104 (10.8)	208 (21.7)	344 (35.9)	303 (31.6)	41		1000	959
GB-GBN	125 (13.2)	315 (33.2)	350 (36.8)	160 (16.8)	50		1000	950
GB-NIR	37 (13.4)	89 (32.2)	98 (35.5)	52 (18.8)	15		291	276
GR	134 (13.6)	179 (18.2)	299 (30.4)	370 (37.7)	19		1001	982
HU	266 (26.7)	378 (38.0)	233 (23.4)	118 (11.9)	19		1014	995
IE	163 (18.0)	232 (25.6)	256 (28.3)	255 (28.1)	69		975	906
IT	175 (17.6)	205 (20.6)	258 (25.9)	359 (36.0)	42		1039	997
LT	205 (21.2)	289 (29.9)	313 (32.4)	160 (16.5)	59		1026	967
LU	46 (9.9)	114 (24.5)	189 (40.6)	117 (25.1)	35		501	466
LV	117 (12.0)	234 (24.1)	369 (38.0)	252 (25.9)	28		1000	972
MT	68 (15.5)	75 (17.0)	173 (39.3)	124 (28.2)	59		499	440
NL	96 (9.8)	282 (28.9)	392 (40.2)	205 (21.0)	50		1025	975
PL	109 (11.9)	225 (24.5)	371 (40.5)	212 (23.1)	82		999	917
PT	191 (19.4)	347 (35.2)	267 (27.1)	181 (18.4)	60		1046	986
RO	342 (37.0)	230 (24.9)	203 (22.0)	149 (16.1)	89		1013	924
SE	58 (5.9)	216 (22.1)	297 (30.4)	405 (41.5)	33		1009	976
SI	221 (22.3)	219 (22.1)	303 (30.6)	246 (24.9)	31		1020	989
SK	153 (15.8)	381 (39.4)	342 (35.3)	92 (9.5)	66		1034	968
N Sum	4065	6755	8146	6245	1358		26569	
N Valid Sum	4065	6755	8146	6245				25211

v473 - QD3 RARE DISEASES: EU MEMBERS NEED NAT STRATEGY

Q.D3

For each of the following statements, please tell me whether you totally agree, tend to agree, tend to disagree or totally disagree.

(SHOW CARD WITH SCALE – ONE ANSWER PER LINE – READ OUT)

Q.D3_7 Every EU Member State should have a National Plan or Strategy on rare diseases including all the dimensions of the problem

- 1 Totally agree
- 2 Tend to agree
- 3 Tend to disagree
- 4 Totally disagree
- 5 DK

v473 by v7, Absolute Values (Row Percent), weighted by v8

	v473	1	2	3	4	5	N Sum	N Valid Sum
v7								
						M		
AT	483 (49.8)	434 (44.8)	43 (4.4)	9 (0.9)	42		1011	969
BE	457 (45.1)	497 (49.0)	53 (5.2)	7 (0.7)	6		1020	1014
BG	598 (64.7)	317 (34.3)	8 (0.9)	1 (0.1)	77		1001	924
CY	407 (82.6)	82 (16.6)	3 (0.6)	1 (0.2)	8		501	493
CZ	369 (38.0)	554 (57.0)	45 (4.6)	4 (0.4)	42		1014	972
DE-E	238 (46.6)	218 (42.7)	46 (9.0)	9 (1.8)	19		530	511
DE-W	409 (44.5)	416 (45.2)	79 (8.6)	16 (1.7)	70		990	920
DK	481 (49.0)	393 (40.0)	93 (9.5)	15 (1.5)	25		1007	982
EE	528 (56.0)	387 (41.0)	23 (2.4)	5 (0.5)	58		1001	943
ES	566 (59.6)	360 (37.9)	18 (1.9)	6 (0.6)	57		1007	950
FI	420 (42.9)	462 (47.2)	82 (8.4)	15 (1.5)	23		1002	979
FR	521 (54.1)	401 (41.6)	34 (3.5)	7 (0.7)	36		999	963
GB-GBN	451 (47.6)	461 (48.6)	31 (3.3)	5 (0.5)	52		1000	948
GB-NIR	166 (59.9)	104 (37.5)	6 (2.2)	1 (0.4)	14		291	277
GR	678 (68.1)	309 (31.1)	7 (0.7)	1 (0.1)	4		999	995
HU	523 (52.3)	414 (41.4)	57 (5.7)	6 (0.6)	14		1014	1000
IE	532 (57.9)	361 (39.3)	20 (2.2)	6 (0.7)	55		974	919
IT	611 (60.4)	325 (32.1)	59 (5.8)	17 (1.7)	27		1039	1012
LT	537 (54.6)	414 (42.1)	28 (2.8)	5 (0.5)	43		1027	984
LU	218 (45.4)	215 (44.8)	36 (7.5)	11 (2.3)	21		501	480
LV	493 (51.5)	417 (43.6)	42 (4.4)	5 (0.5)	44		1001	957
MT	300 (63.0)	170 (35.7)	5 (1.1)	1 (0.2)	25		501	476
NL	339 (34.5)	431 (43.9)	170 (17.3)	42 (4.3)	42		1024	982
PL	424 (44.4)	489 (51.3)	35 (3.7)	6 (0.6)	46		1000	954
PT	450 (44.3)	527 (51.9)	37 (3.6)	2 (0.2)	31		1047	1016
RO	567 (60.1)	354 (37.5)	22 (2.3)	1 (0.1)	69		1013	944
SE	592 (59.8)	315 (31.8)	71 (7.2)	12 (1.2)	19		1009	990
SI	630 (63.4)	333 (33.5)	25 (2.5)	6 (0.6)	26		1020	994
SK	433 (43.6)	534 (53.8)	26 (2.6)		40		1033	993
N Sum	13421	10694	1204	222	1035		26576	
N Valid Sum	13421	10694	1204	222				25541

v474 - QD3 RARE DISEASES: UNAWARENESS OF REAL PROBLEMS

Q.D3

For each of the following statements, please tell me whether you totally agree, tend to agree, tend to disagree or totally disagree.

(SHOW CARD WITH SCALE – ONE ANSWER PER LINE – READ OUT)

Q.D3_8 People are unaware of the real problems faced by those suffering from a rare disease

- 1 Totally agree
- 2 Tend to agree
- 3 Tend to disagree
- 4 Totally disagree
- 5 DK

v474 by v7, Absolute Values (Row Percent), weighted by v8

	v474	1	2	3	4	5	N Sum	N Valid Sum
v7								
						M		
AT	392 (40.3)	481 (49.4)	87 (8.9)	13 (1.3)	37		1010	973
BE	484 (47.5)	473 (46.5)	55 (5.4)	6 (0.6)	2		1020	1018
BG	559 (58.8)	340 (35.8)	37 (3.9)	14 (1.5)	50		1000	950
CY	307 (62.7)	157 (32.0)	23 (4.7)	3 (0.6)	11		501	490
CZ	390 (39.6)	504 (51.2)	80 (8.1)	10 (1.0)	31		1015	984
DE-E	228 (45.1)	228 (45.1)	39 (7.7)	10 (2.0)	25		530	505
DE-W	427 (45.4)	434 (46.2)	68 (7.2)	11 (1.2)	49		989	940
DK	504 (51.1)	426 (43.2)	48 (4.9)	8 (0.8)	20		1006	986
EE	663 (67.5)	284 (28.9)	29 (3.0)	6 (0.6)	18		1000	982
ES	572 (59.4)	328 (34.1)	52 (5.4)	11 (1.1)	43		1006	963
FI	557 (55.8)	398 (39.9)	35 (3.5)	8 (0.8)	6		1004	998
FR	610 (62.5)	328 (33.6)	32 (3.3)	6 (0.6)	24		1000	976
GB-GBN	416 (43.1)	506 (52.4)	38 (3.9)	6 (0.6)	34		1000	966
GB-NIR	162 (57.2)	110 (38.9)	9 (3.2)	2 (0.7)	8		291	283
GR	431 (43.4)	474 (47.7)	75 (7.5)	14 (1.4)	6		1000	994
HU	547 (54.2)	412 (40.8)	43 (4.3)	8 (0.8)	4		1014	1010
IE	547 (58.9)	338 (36.4)	31 (3.3)	13 (1.4)	46		975	929
IT	456 (45.6)	423 (42.3)	100 (10.0)	22 (2.2)	38		1039	1001
LT	525 (52.2)	438 (43.6)	35 (3.5)	7 (0.7)	22		1027	1005
LU	264 (53.0)	193 (38.8)	37 (7.4)	4 (0.8)	2		500	498
LV	529 (53.7)	403 (40.9)	34 (3.5)	19 (1.9)	15		1000	985
MT	254 (52.7)	190 (39.4)	24 (5.0)	14 (2.9)	18		500	482
NL	502 (50.1)	449 (44.8)	38 (3.8)	13 (1.3)	23		1025	1002
PL	477 (49.1)	444 (45.7)	50 (5.1)	1 (0.1)	28		1000	972
PT	460 (44.8)	506 (49.3)	57 (5.6)	4 (0.4)	19		1046	1027
RO	515 (55.1)	354 (37.9)	47 (5.0)	18 (1.9)	80		1014	934
SE	612 (61.8)	335 (33.8)	27 (2.7)	16 (1.6)	20		1010	990
SI	626 (63.4)	289 (29.3)	49 (5.0)	23 (2.3)	33		1020	987
SK	452 (44.5)	509 (50.1)	48 (4.7)	6 (0.6)	19		1034	1015
N Sum	13468	10754	1327	296	731		26576	
N Valid Sum	13468	10754	1327	296				25845

v475 - QD4 RARE DISEASE INITIATIVES: RESEARCH

Q.D4

The European Commission and the national health authorities of the EU Member States have adopted several initiatives to help people suffering from rare diseases. In your opinion, is it justified or not to allocate resources to initiatives in the following areas?

(SHOW CARD WITH SCALE – ONE ANSWER PER LINE – READ OUT)

Q.D4_1 To improve and coordinate research on rare diseases at national and European level

- 1 Totally justified
- 2 Somewhat justified
- 3 Not very justified
- 4 Not at all justified
- 5 DK

v475 by v7, Absolute Values (Row Percent), weighted by v8

v7	v475	1	2	3	4	5	N Sum	N Valid Sum
						M		
AT	698 (69.9)	281 (28.1)	17 (1.7)	3 (0.3)	12		1011	999
BE	593 (58.4)	391 (38.5)	24 (2.4)	7 (0.7)	5		1020	1015
BG	697 (72.9)	248 (25.9)	11 (1.2)		44		1000	956
CY	448 (90.5)	47 (9.5)				6	501	495
CZ	467 (47.7)	486 (49.6)	24 (2.5)	2 (0.2)	35		1014	979
DE-E	350 (66.5)	159 (30.2)	14 (2.7)	3 (0.6)	4		530	526
DE-W	623 (64.2)	329 (33.9)	18 (1.9)		19		989	970
DK	747 (75.8)	225 (22.8)	11 (1.1)	3 (0.3)	22		1008	986
EE	617 (64.9)	303 (31.9)	28 (2.9)	2 (0.2)	50		1000	950
ES	693 (70.9)	277 (28.4)	7 (0.7)		30		1007	977
FI	495 (49.9)	472 (47.6)	22 (2.2)	2 (0.2)	13		1004	991
FR	592 (61.1)	351 (36.2)	22 (2.3)	4 (0.4)	31		1000	969
GB-GBN	445 (47.1)	464 (49.1)	32 (3.4)	4 (0.4)	55		1000	945
GB-NIR	161 (58.5)	100 (36.4)	11 (4.0)	3 (1.1)	16		291	275
GR	742 (74.4)	249 (25.0)	6 (0.6)		4		1001	997
HU	686 (68.1)	296 (29.4)	25 (2.5)		7		1014	1007
IE	633 (67.8)	280 (30.0)	13 (1.4)	8 (0.9)	41		975	934
IT	650 (64.1)	293 (28.9)	55 (5.4)	16 (1.6)	24		1038	1014
LT	553 (56.6)	396 (40.5)	22 (2.3)	6 (0.6)	48		1025	977
LU	307 (63.0)	172 (35.3)	6 (1.2)	2 (0.4)	13		500	487
LV	497 (51.7)	433 (45.0)	29 (3.0)	3 (0.3)	39		1001	962
MT	327 (66.3)	166 (33.7)				8	501	493
NL	686 (67.6)	305 (30.0)	22 (2.2)	2 (0.2)	11		1026	1015
PL	457 (47.4)	485 (50.3)	18 (1.9)	4 (0.4)	36		1000	964
PT	470 (45.9)	538 (52.5)	14 (1.4)	2 (0.2)	22		1046	1024
RO	623 (66.0)	285 (30.2)	22 (2.3)	14 (1.5)	69		1013	944
SE	806 (80.5)	172 (17.2)	20 (2.0)	3 (0.3)	9		1010	1001
SI	681 (68.7)	288 (29.1)	19 (1.9)	3 (0.3)	29		1020	991
SK	491 (48.8)	491 (48.8)	24 (2.4)	1 (0.1)	27		1034	1007
N Sum	16235	8982	536	97	729		26579	
N Valid Sum	16235	8982	536	97				25850

v476 - QD4 RARE DISEASE INITIATIVES: ACCESS TO DRUGS

Q.D4

The European Commission and the national health authorities of the EU Member States have adopted several initiatives to help people suffering from rare diseases. In your opinion, is it justified or not to allocate resources to initiatives in the following areas?

(SHOW CARD WITH SCALE – ONE ANSWER PER LINE – READ OUT)

Q.D4_2 To ease the access to drugs for people suffering from a rare disease

- 1 Totally justified
- 2 Somewhat justified
- 3 Not very justified
- 4 Not at all justified
- 5 DK

v476 by v7, Absolute Values (Row Percent), weighted by v8

v7	v476	1	2	3	4	5	N Sum	N Valid Sum
						M		
AT	742 (73.8)	240 (23.9)	20 (2.0)	3 (0.3)	5		1010	1005
BE	617 (60.7)	365 (35.9)	32 (3.1)	2 (0.2)	4		1020	1016
BG	801 (82.3)	170 (17.5)	2 (0.2)		26		999	973
CY	481 (96.2)	17 (3.4)	2 (0.4)		1		501	500
CZ	578 (58.0)	386 (38.8)	28 (2.8)	4 (0.4)	20		1016	996
DE-E	383 (72.7)	132 (25.0)	8 (1.5)	4 (0.8)	4		531	527
DE-W	700 (71.7)	257 (26.3)	16 (1.6)	3 (0.3)	13		989	976
DK	753 (76.1)	219 (22.1)	18 (1.8)		17		1007	990
EE	734 (75.3)	215 (22.1)	23 (2.4)	3 (0.3)	25		1000	975
ES	740 (74.8)	243 (24.6)	6 (0.6)		17		1006	989
FI	636 (63.4)	345 (34.4)	22 (2.2)		1		1004	1003
FR	653 (66.4)	313 (31.8)	15 (1.5)	2 (0.2)	19		1002	983
GB-GBN	601 (62.1)	341 (35.2)	23 (2.4)	3 (0.3)	32		1000	968
GB-NIR	214 (75.9)	62 (22.0)	3 (1.1)	3 (1.1)	9		291	282
GR	785 (78.6)	201 (20.1)	12 (1.2)	1 (0.1)	1		1000	999
HU	721 (71.5)	262 (26.0)	24 (2.4)	2 (0.2)	5		1014	1009
IE	665 (70.3)	247 (26.1)	32 (3.4)	2 (0.2)	28		974	946
IT	677 (66.6)	283 (27.8)	44 (4.3)	13 (1.3)	22		1039	1017
LT	695 (69.2)	283 (28.2)	21 (2.1)	5 (0.5)	23		1027	1004
LU	333 (68.0)	135 (27.6)	20 (4.1)	2 (0.4)	11		501	490
LV	689 (70.2)	287 (29.2)	6 (0.6)		18		1000	982
MT	366 (74.2)	123 (24.9)	2 (0.4)	2 (0.4)	7		500	493
NL	702 (69.6)	270 (26.8)	33 (3.3)	4 (0.4)	15		1024	1009
PL	548 (55.7)	418 (42.5)	14 (1.4)	3 (0.3)	17		1000	983
PT	438 (42.6)	565 (55.0)	24 (2.3)	1 (0.1)	18		1046	1028
RO	659 (69.6)	255 (26.9)	23 (2.4)	10 (1.1)	66		1013	947
SE	806 (80.8)	166 (16.6)	22 (2.2)	4 (0.4)	12		1010	998
SI	825 (82.0)	174 (17.3)	6 (0.6)	1 (0.1)	14		1020	1006
SK	584 (57.0)	422 (41.2)	13 (1.3)	6 (0.6)	9		1034	1025
N Sum	18126	7396	514	83	459		26578	
N Valid Sum	18126	7396	514	83				26119

v477 - QD4 RARE DISEASE INITIATIVES: IMPROVE AWARENESS

Q.D4

The European Commission and the national health authorities of the EU Member States have adopted several initiatives to help people suffering from rare diseases. In your opinion, is it justified or not to allocate resources to initiatives in the following areas?

(SHOW CARD WITH SCALE – ONE ANSWER PER LINE – READ OUT)

Q.D4_3 To improve awareness of rare diseases among health professionals and the general public

- 1 Totally justified
- 2 Somewhat justified
- 3 Not very justified
- 4 Not at all justified
- 5 DK

v477 by v7, Absolute Values (Row Percent), weighted by v8

v477	1	2	3	4	5	N Sum	N Valid Sum
v7							
					M		
AT	632 (63.9)	320 (32.4)	31 (3.1)	6 (0.6)	22	1011	989
BE	586 (57.7)	385 (37.9)	44 (4.3)		5	1020	1015
BG	700 (72.5)	245 (25.4)	20 (2.1)		34	999	965
CY	458 (91.8)	37 (7.4)	3 (0.6)	1 (0.2)	2	501	499
CZ	546 (54.8)	420 (42.2)	28 (2.8)	2 (0.2)	18	1014	996
DE-E	304 (58.0)	194 (37.0)	23 (4.4)	3 (0.6)	7	531	524
DE-W	553 (57.5)	353 (36.7)	51 (5.3)	4 (0.4)	28	989	961
DK	654 (66.1)	286 (28.9)	45 (4.6)	4 (0.4)	18	1007	989
EE	715 (73.3)	235 (24.1)	23 (2.4)	2 (0.2)	25	1000	975
ES	743 (75.2)	234 (23.7)	10 (1.0)	1 (0.1)	18	1006	988
FI	584 (59.0)	375 (37.9)	31 (3.1)		13	1003	990
FR	630 (64.6)	317 (32.5)	23 (2.4)	5 (0.5)	26	1001	975
GB-GBN	545 (56.6)	376 (39.0)	36 (3.7)	6 (0.6)	37	1000	963
GB-NIR	188 (67.6)	80 (28.8)	8 (2.9)	2 (0.7)	13	291	278
GR	754 (75.5)	232 (23.2)	13 (1.3)			999	999
HU	689 (68.2)	288 (28.5)	31 (3.1)	3 (0.3)	3	1014	1011
IE	674 (71.2)	252 (26.6)	17 (1.8)	3 (0.3)	29	975	946
IT	670 (66.1)	276 (27.2)	57 (5.6)	11 (1.1)	25	1039	1014
LT	644 (64.1)	329 (32.8)	30 (3.0)	1 (0.1)	22	1026	1004
LU	301 (61.8)	171 (35.1)	13 (2.7)	2 (0.4)	15	502	487
LV	597 (61.3)	353 (36.2)	22 (2.3)	2 (0.2)	26	1000	974
MT	365 (73.7)	129 (26.1)	1 (0.2)		5	500	495
NL	550 (54.5)	387 (38.4)	63 (6.2)	9 (0.9)	15	1024	1009
PL	503 (51.4)	453 (46.3)	18 (1.8)	4 (0.4)	22	1000	978
PT	440 (42.8)	565 (55.0)	23 (2.2)		18	1046	1028
RO	584 (62.1)	304 (32.3)	46 (4.9)	7 (0.7)	72	1013	941
SE	660 (66.6)	271 (27.3)	55 (5.5)	5 (0.5)	19	1010	991
SI	726 (72.2)	252 (25.1)	27 (2.7)		15	1020	1005
SK	569 (55.7)	424 (41.5)	26 (2.5)	3 (0.3)	12	1034	1022
N Sum	16564	8543	818	86	564	26575	
N Valid Sum	16564	8543	818	86			26011

v478 - QD4 RARE DISEASE INITIATIVES: LABORATORY TESTS

Q.D4

The European Commission and the national health authorities of the EU Member States have adopted several initiatives to help people suffering from rare diseases. In your opinion, is it justified or not to allocate resources to initiatives in the following areas?

(SHOW CARD WITH SCALE – ONE ANSWER PER LINE – READ OUT)

Q.D4_4 To ease access to laboratory tests to improve the diagnosis of rare diseases

- 1 Totally justified
- 2 Somewhat justified
- 3 Not very justified
- 4 Not at all justified
- 5 DK

v478 by v7, Absolute Values (Row Percent), weighted by v8

v478	1	2	3	4	5	N Sum	N Valid Sum
v7							
					M		
AT	713 (71.2)	253 (25.3)	30 (3.0)	5 (0.5)	9	1010	1001
BE	604 (59.6)	371 (36.6)	37 (3.7)	1 (0.1)	7	1020	1013
BG	784 (80.9)	178 (18.4)	7 (0.7)		31	1000	969
CY	463 (93.2)	30 (6.0)	4 (0.8)		4	501	497
CZ	533 (54.1)	417 (42.3)	31 (3.1)	5 (0.5)	28	1014	986
DE-E	344 (66.0)	145 (27.8)	26 (5.0)	6 (1.2)	9	530	521
DE-W	648 (67.1)	298 (30.8)	15 (1.6)	5 (0.5)	22	988	966
DK	747 (75.8)	224 (22.7)	13 (1.3)	1 (0.1)	22	1007	985
EE	685 (71.7)	236 (24.7)	32 (3.3)	3 (0.3)	44	1000	956
ES	740 (74.9)	243 (24.6)	5 (0.5)		18	1006	988
FI	671 (67.4)	298 (29.9)	26 (2.6)		8	1003	995
FR	651 (66.8)	307 (31.5)	16 (1.6)		26	1000	974
GB-GBN	548 (57.6)	373 (39.2)	29 (3.0)	2 (0.2)	48	1000	952
GB-NIR	186 (66.7)	86 (30.8)	5 (1.8)	2 (0.7)	11	290	279
GR	755 (75.7)	224 (22.4)	17 (1.7)	2 (0.2)	2	1000	998
HU	692 (68.5)	295 (29.2)	21 (2.1)	2 (0.2)	5	1015	1010
IE	655 (69.6)	255 (27.1)	28 (3.0)	3 (0.3)	34	975	941
IT	677 (66.6)	268 (26.4)	58 (5.7)	13 (1.3)	23	1039	1016
LT	694 (68.9)	294 (29.2)	16 (1.6)	3 (0.3)	19	1026	1007
LU	334 (68.6)	138 (28.3)	11 (2.3)	4 (0.8)	14	501	487
LV	633 (65.1)	315 (32.4)	22 (2.3)	2 (0.2)	28	1000	972
MT	350 (71.1)	137 (27.8)	3 (0.6)	2 (0.4)	8	500	492
NL	643 (64.6)	323 (32.5)	28 (2.8)	1 (0.1)	30	1025	995
PL	536 (54.9)	422 (43.2)	16 (1.6)	2 (0.2)	24	1000	976
PT	445 (43.5)	560 (54.7)	19 (1.9)		21	1045	1024
RO	626 (66.8)	266 (28.4)	30 (3.2)	15 (1.6)	76	1013	937
SE	729 (73.6)	230 (23.2)	26 (2.6)	6 (0.6)	18	1009	991
SI	802 (79.9)	193 (19.2)	9 (0.9)		16	1020	1004
SK	572 (56.2)	426 (41.9)	19 (1.9)		17	1034	1017
N Sum	17460	7805	599	85	622	26571	
N Valid Sum	17460	7805	599	85			25949

v479 - QD4 RARE DISEASE INITIATIVES: SUPPORT TO FAMILIES

Q.D4

The European Commission and the national health authorities of the EU Member States have adopted several initiatives to help people suffering from rare diseases. In your opinion, is it justified or not to allocate resources to initiatives in the following areas?

(SHOW CARD WITH SCALE – ONE ANSWER PER LINE – READ OUT)

Q.D4_5 To provide additional support to families with a person suffering from a rare disease

- 1 Totally justified
- 2 Somewhat justified
- 3 Not very justified
- 4 Not at all justified
- 5 DK

v479 by v7, Absolute Values (Row Percent), weighted by v8

v479	1	2	3	4	5	N Sum	N Valid Sum
v7							
					M		
AT	622 (62.3)	301 (30.2)	70 (7.0)	5 (0.5)	11	1009	998
BE	618 (60.9)	359 (35.4)	35 (3.4)	3 (0.3)	4	1019	1015
BG	704 (73.6)	237 (24.8)	14 (1.5)	1 (0.1)	44	1000	956
CY	465 (92.8)	36 (7.2)				501	501
CZ	536 (54.0)	413 (41.6)	36 (3.6)	7 (0.7)	23	1015	992
DE-E	297 (57.0)	189 (36.3)	31 (6.0)	4 (0.8)	8	529	521
DE-W	553 (57.1)	360 (37.2)	47 (4.9)	8 (0.8)	21	989	968
DK	589 (59.4)	346 (34.9)	48 (4.8)	8 (0.8)	16	1007	991
EE	642 (66.4)	262 (27.1)	61 (6.3)	2 (0.2)	34	1001	967
ES	767 (77.1)	223 (22.4)	4 (0.4)	1 (0.1)	11	1006	995
FI	592 (59.5)	366 (36.8)	37 (3.7)		9	1004	995
FR	602 (62.1)	337 (34.7)	27 (2.8)	4 (0.4)	29	999	970
GB-GBN	552 (57.3)	367 (38.1)	40 (4.1)	5 (0.5)	37	1001	964
GB-NIR	197 (70.6)	73 (26.2)	6 (2.2)	3 (1.1)	12	291	279
GR	753 (75.5)	231 (23.2)	12 (1.2)	1 (0.1)	3	1000	997
HU	660 (65.9)	304 (30.3)	35 (3.5)	3 (0.3)	12	1014	1002
IE	660 (70.1)	249 (26.5)	29 (3.1)	3 (0.3)	33	974	941
IT	677 (66.3)	279 (27.3)	50 (4.9)	15 (1.5)	19	1040	1021
LT	627 (62.4)	333 (33.1)	39 (3.9)	6 (0.6)	22	1027	1005
LU	296 (60.7)	173 (35.5)	16 (3.3)	3 (0.6)	13	501	488
LV	644 (65.8)	303 (30.9)	30 (3.1)	2 (0.2)	21	1000	979
MT	368 (74.2)	124 (25.0)	4 (0.8)		4	500	496
NL	548 (54.6)	388 (38.6)	65 (6.5)	3 (0.3)	20	1024	1004
PL	512 (52.3)	449 (45.9)	16 (1.6)	2 (0.2)	21	1000	979
PT	425 (41.4)	568 (55.3)	34 (3.3)		19	1046	1027
RO	628 (65.8)	275 (28.8)	40 (4.2)	11 (1.2)	59	1013	954
SE	660 (66.2)	267 (26.8)	58 (5.8)	12 (1.2)	13	1010	997
SI	740 (73.6)	223 (22.2)	40 (4.0)	3 (0.3)	14	1020	1006
SK	580 (57.4)	400 (39.6)	27 (2.7)	4 (0.4)	24	1035	1011
N Sum	16514	8435	951	119	556	26575	
N Valid Sum	16514	8435	951	119			26019

v480 - QD4 RARE DISEASE INITIATIVES: SUPPORT PATIENT ORG

Q.D4

The European Commission and the national health authorities of the EU Member States have adopted several initiatives to help people suffering from rare diseases. In your opinion, is it justified or not to allocate resources to initiatives in the following areas?

(SHOW CARD WITH SCALE – ONE ANSWER PER LINE – READ OUT)

Q.D4_6 To support patient organisations

- 1 Totally justified
- 2 Somewhat justified
- 3 Not very justified
- 4 Not at all justified
- 5 DK

v480 by v7, Absolute Values (Row Percent), weighted by v8

v7	v480	1	2	3	4	5	N Sum	N Valid Sum
						M		
AT	642 (65.2)	288 (29.2)	50 (5.1)	5 (0.5)	25		1010	985
BE	496 (48.9)	453 (44.6)	57 (5.6)	9 (0.9)	5		1020	1015
BG	555 (61.4)	295 (32.6)	50 (5.5)	4 (0.4)	95		999	904
CY	442 (88.8)	52 (10.4)	4 (0.8)		3		501	498
CZ	400 (40.8)	520 (53.0)	54 (5.5)	7 (0.7)	35		1016	981
DE-E	285 (54.9)	198 (38.2)	33 (6.4)	3 (0.6)	12		531	519
DE-W	544 (56.2)	379 (39.2)	40 (4.1)	5 (0.5)	21		989	968
DK	469 (47.5)	441 (44.6)	70 (7.1)	8 (0.8)	19		1007	988
EE	575 (60.5)	302 (31.8)	61 (6.4)	12 (1.3)	50		1000	950
ES	724 (73.1)	261 (26.3)	6 (0.6)		16		1007	991
FI	482 (48.9)	454 (46.0)	50 (5.1)		17		1003	986
FR	499 (51.7)	385 (39.9)	64 (6.6)	17 (1.8)	34		999	965
GB-GBN	503 (52.3)	411 (42.8)	44 (4.6)	3 (0.3)	40		1001	961
GB-NIR	183 (65.8)	84 (30.2)	7 (2.5)	4 (1.4)	14		292	278
GR	701 (70.6)	275 (27.7)	17 (1.7)		7		1000	993
HU	623 (62.2)	340 (33.9)	36 (3.6)	3 (0.3)	13		1015	1002
IE	614 (66.0)	287 (30.9)	27 (2.9)	2 (0.2)	45		975	930
IT	639 (63.1)	304 (30.0)	56 (5.5)	14 (1.4)	27		1040	1013
LT	558 (56.9)	372 (37.9)	43 (4.4)	8 (0.8)	45		1026	981
LU	233 (48.4)	217 (45.1)	29 (6.0)	2 (0.4)	19		500	481
LV	468 (48.9)	426 (44.5)	57 (5.9)	7 (0.7)	43		1001	958
MT	347 (70.4)	143 (29.0)	3 (0.6)		8		501	493
NL	473 (47.1)	438 (43.6)	80 (8.0)	14 (1.4)	20		1025	1005
PL	435 (44.6)	504 (51.6)	29 (3.0)	8 (0.8)	25		1001	976
PT	431 (41.9)	568 (55.2)	28 (2.7)	2 (0.2)	17		1046	1029
RO	539 (58.3)	303 (32.8)	67 (7.3)	15 (1.6)	89		1013	924
SE	524 (52.8)	363 (36.6)	94 (9.5)	12 (1.2)	17		1010	993
SI	689 (68.7)	283 (28.2)	24 (2.4)	7 (0.7)	18		1021	1003
SK	457 (45.5)	497 (49.5)	46 (4.6)	4 (0.4)	30		1034	1004
N Sum	14530	9843	1226	175	809		26583	
N Valid Sum	14530	9843	1226	175				25774

v481 - QD4 RARE DISEASE INITIATIVES: SPECIALIZED CENTRES

Q.D4

The European Commission and the national health authorities of the EU Member States have adopted several initiatives to help people suffering from rare diseases. In your opinion, is it justified or not to allocate resources to initiatives in the following areas?

(SHOW CARD WITH SCALE – ONE ANSWER PER LINE – READ OUT)

Q.D4_7 To establish new centres specialising in rare diseases in the EU

- 1 Totally justified
- 2 Somewhat justified
- 3 Not very justified
- 4 Not at all justified
- 5 DK

v481 by v7, Absolute Values (Row Percent), weighted by v8

	v481	1	2	3	4	5	N Sum	N Valid Sum
v7								
						M		
AT	631 (64.2)	280 (28.5)	60 (6.1)	12 (1.2)	27		1010	983
BE	515 (50.9)	422 (41.7)	63 (6.2)	12 (1.2)	8		1020	1012
BG	655 (70.4)	245 (26.3)	30 (3.2)		69		999	930
CY	473 (95.0)	24 (4.8)	1 (0.2)		3		501	498
CZ	403 (41.7)	476 (49.3)	75 (7.8)	12 (1.2)	49		1015	966
DE-E	280 (54.5)	177 (34.4)	50 (9.7)	7 (1.4)	17		531	514
DE-W	502 (53.3)	371 (39.4)	58 (6.2)	11 (1.2)	47		989	942
DK	553 (56.6)	355 (36.3)	56 (5.7)	13 (1.3)	30		1007	977
EE	603 (64.1)	290 (30.9)	44 (4.7)	3 (0.3)	60		1000	940
ES	720 (73.7)	245 (25.1)	10 (1.0)	2 (0.2)	29		1006	977
FI	381 (39.4)	493 (50.9)	87 (9.0)	7 (0.7)	35		1003	968
FR	591 (61.0)	349 (36.0)	26 (2.7)	3 (0.3)	30		999	969
GB-GBN	451 (47.8)	413 (43.8)	73 (7.7)	7 (0.7)	57		1001	944
GB-NIR	167 (60.1)	101 (36.3)	6 (2.2)	4 (1.4)	13		291	278
GR	735 (73.7)	248 (24.9)	12 (1.2)	2 (0.2)	4		1001	997
HU	637 (63.7)	313 (31.3)	47 (4.7)	3 (0.3)	13		1013	1000
IE	622 (66.8)	278 (29.9)	26 (2.8)	5 (0.5)	44		975	931
IT	690 (67.8)	265 (26.1)	49 (4.8)	13 (1.3)	22		1039	1017
LT	580 (58.4)	364 (36.6)	46 (4.6)	4 (0.4)	31		1025	994
LU	271 (56.5)	184 (38.3)	22 (4.6)	3 (0.6)	20		500	480
LV	457 (48.0)	405 (42.5)	83 (8.7)	7 (0.7)	47		999	952
MT	348 (71.2)	141 (28.8)			11		500	489
NL	429 (43.2)	442 (44.6)	104 (10.5)	17 (1.7)	31		1023	992
PL	458 (47.1)	478 (49.2)	28 (2.9)	8 (0.8)	28		1000	972
PT	434 (42.3)	567 (55.3)	25 (2.4)		21		1047	1026
RO	604 (64.7)	285 (30.5)	29 (3.1)	15 (1.6)	79		1012	933
SE	515 (52.1)	333 (33.7)	114 (11.5)	26 (2.6)	22		1010	988
SI	669 (67.2)	265 (26.6)	52 (5.2)	9 (0.9)	25		1020	995
SK	524 (53.0)	422 (42.7)	40 (4.0)	3 (0.3)	45		1034	989
N Sum	14898	9231	1316	208	917		26570	
N Valid Sum	14898	9231	1316	208				25653

v482 - QD5 RARE DISEASES HEARD: CYSTIC FIBROSIS

Q.D5

Have you ever heard of each of the following diseases?

(ONE ANSWER PER LINE – READ OUT)

Q.D5_1 Cystic fibrosis

- 1 Yes
- 2 No
- 3 DK

v482 by v7, Absolute Values (Row Percent), weighted by v8

v7	v482	1	2	3	N Sum	N Valid Sum
				M		
AT	369 (37.5)	615 (62.5)	25		1009	984
BE	804 (79.1)	213 (20.9)	3		1020	1017
BG	79 (8.2)	888 (91.8)	33		1000	967
CY	57 (11.4)	444 (88.6)			501	501
CZ	458 (45.3)	554 (54.7)	3		1015	1012
DE-E	304 (58.0)	220 (42.0)	6		530	524
DE-W	581 (59.8)	391 (40.2)	16		988	972
DK	767 (76.7)	233 (23.3)	7		1007	1000
EE	150 (15.1)	844 (84.9)	6		1000	994
ES	526 (52.6)	474 (47.4)	6		1006	1000
FI	331 (33.3)	662 (66.7)	11		1004	993
FR	961 (96.2)	38 (3.8)	1		1000	999
GB-GBN	893 (89.7)	103 (10.3)	4		1000	996
GB-NIR	279 (95.9)	12 (4.1)			291	291
GR	116 (11.9)	857 (88.1)	27		1000	973
HU	278 (27.7)	726 (72.3)	10		1014	1004
IE	942 (97.2)	27 (2.8)	6		975	969
IT	804 (80.0)	201 (20.0)	34		1039	1005
LT	261 (25.9)	748 (74.1)	16		1025	1009
LU	330 (66.4)	167 (33.6)	3		500	497
LV	129 (12.9)	870 (87.1)	1		1000	999
MT	160 (33.3)	321 (66.7)	18		499	481
NL	499 (49.2)	516 (50.8)	9		1024	1015
PL	734 (74.4)	252 (25.6)	14		1000	986
PT	269 (26.1)	761 (73.9)	16		1046	1030
RO	312 (32.5)	648 (67.5)	53		1013	960
SE	763 (76.0)	241 (24.0)	7		1011	1004
SI	324 (32.1)	684 (67.9)	13		1021	1008
SK	569 (55.4)	458 (44.6)	7		1034	1027
N Sum	13049	13168	355		26572	
N Valid Sum	13049	13168				26217

v483 - QD5 RARE DISEASES HEARD: DUCHENNE MUSCULAR DYSTR

Q.D5

Have you ever heard of each of the following diseases?

(ONE ANSWER PER LINE – READ OUT)

Q.D5_2 Duchenne muscular dystrophy

- 1 Yes
- 2 No
- 3 DK

v483 by v7, Absolute Values (Row Percent), weighted by v8

v7	v483	1	2	3	N Sum	N Valid Sum
				M		
AT	127 (12.8)	864 (87.2)	20		1011	991
BE	325 (31.9)	693 (68.1)	2		1020	1018
BG	225 (23.1)	748 (76.9)	27		1000	973
CY	332 (66.5)	167 (33.5)	2		501	499
CZ	255 (25.2)	755 (74.8)	5		1015	1010
DE-E	83 (15.9)	440 (84.1)	8		531	523
DE-W	174 (17.9)	796 (82.1)	18		988	970
DK	214 (21.5)	783 (78.5)	10		1007	997
EE	212 (21.3)	784 (78.7)	5		1001	996
ES	376 (37.6)	624 (62.4)	6		1006	1000
FI	220 (22.2)	770 (77.8)	13		1003	990
FR	569 (57.8)	416 (42.2)	15		1000	985
GB-GBN	551 (55.9)	434 (44.1)	15		1000	985
GB-NIR	184 (63.2)	107 (36.8)			291	291
GR	143 (14.6)	836 (85.4)	21		1000	979
HU	343 (34.3)	658 (65.7)	13		1014	1001
IE	542 (56.9)	410 (43.1)	24		976	952
IT	637 (63.3)	370 (36.7)	32		1039	1007
LT	403 (39.8)	609 (60.2)	14		1026	1012
LU	164 (33.1)	332 (66.9)	5		501	496
LV	211 (21.2)	784 (78.8)	4		999	995
MT	175 (36.3)	307 (63.7)	18		500	482
NL	745 (73.2)	273 (26.8)	6		1024	1018
PL	263 (26.8)	717 (73.2)	19		999	980
PT	251 (24.3)	780 (75.7)	15		1046	1031
RO	323 (33.7)	635 (66.3)	55		1013	958
SE	244 (24.3)	762 (75.7)	4		1010	1006
SI	508 (50.4)	500 (49.6)	12		1020	1008
SK	394 (38.5)	630 (61.5)	11		1035	1024
N Sum	9193	16984	399		26576	
N Valid Sum	9193	16984				26177

v484 - QD5 RARE DISEASES HEARD: HAEMOPHILIA

Q.D5

Have you ever heard of each of the following diseases?

(ONE ANSWER PER LINE – READ OUT)

Q.D5_3 Haemophilia

- 1 Yes
- 2 No
- 3 DK

v484 by v7, Absolute Values (Row Percent), weighted by v8

v7	v484	1	2	3	N Sum	N Valid Sum
				M		
AT	245 (24.6)	749 (75.4)	16		1010	994
BE	630 (62.0)	386 (38.0)	4		1020	1016
BG	297 (30.7)	669 (69.3)	33		999	966
CY	300 (60.4)	197 (39.6)	4		501	497
CZ	534 (52.9)	475 (47.1)	7		1016	1009
DE-E	125 (24.1)	394 (75.9)	11		530	519
DE-W	261 (27.2)	699 (72.8)	28		988	960
DK	401 (40.2)	596 (59.8)	10		1007	997
EE	442 (44.3)	555 (55.7)	3		1000	997
ES	594 (59.5)	404 (40.5)	7		1005	998
FI	840 (84.3)	156 (15.7)	7		1003	996
FR	854 (85.8)	141 (14.2)	5		1000	995
GB-GBN	809 (81.5)	184 (18.5)	7		1000	993
GB-NIR	224 (77.0)	67 (23.0)			291	291
GR	421 (43.1)	556 (56.9)	22		999	977
HU	779 (77.0)	233 (23.0)	3		1015	1012
IE	826 (85.7)	138 (14.3)	12		976	964
IT	647 (63.4)	373 (36.6)	19		1039	1020
LT	410 (40.4)	605 (59.6)	10		1025	1015
LU	318 (64.4)	176 (35.6)	7		501	494
LV	400 (40.1)	597 (59.9)	4		1001	997
MT	187 (38.9)	294 (61.1)	19		500	481
NL	851 (83.8)	165 (16.2)	8		1024	1016
PL	747 (75.5)	242 (24.5)	11		1000	989
PT	638 (61.5)	400 (38.5)	8		1046	1038
RO	411 (42.7)	551 (57.3)	51		1013	962
SE	328 (32.9)	669 (67.1)	14		1011	997
SI	518 (51.4)	490 (48.6)	12		1020	1008
SK	602 (58.5)	427 (41.5)	5		1034	1029
N Sum	14639	11588	347		26574	
N Valid Sum	14639	11588				26227

v485 - QD5 RARE DISEASES HEARD: HUNTINGTON'S DISEASE

Q.D5

Have you ever heard of each of the following diseases?

(ONE ANSWER PER LINE – READ OUT)

Q.D5_4 Huntington's disease

- 1 Yes
- 2 No
- 3 DK

v485 by v7, Absolute Values (Row Percent), weighted by v8

	v485	1	2	3	N Sum	N Valid Sum
v7						
		M				
AT	176 (17.9)	809 (82.1)	24	1009	985	
BE	340 (33.4)	677 (66.6)	3	1020	1017	
BG	68 (7.1)	895 (92.9)	37	1000	963	
CY	104 (21.1)	389 (78.9)	8	501	493	
CZ	124 (12.3)	883 (87.7)	8	1015	1007	
DE-E	119 (22.9)	401 (77.1)	10	530	520	
DE-W	258 (26.5)	716 (73.5)	15	989	974	
DK	635 (63.5)	365 (36.5)	7	1007	1000	
EE	218 (21.9)	779 (78.1)	3	1000	997	
ES	142 (14.3)	852 (85.7)	12	1006	994	
FI	315 (31.8)	677 (68.2)	11	1003	992	
FR	321 (32.3)	672 (67.7)	7	1000	993	
GB-GBN	823 (83.0)	169 (17.0)	8	1000	992	
GB-NIR	240 (82.5)	51 (17.5)		291	291	
GR	108 (11.0)	872 (89.0)	20	1000	980	
HU	197 (19.8)	798 (80.2)	19	1014	995	
IE	669 (69.9)	288 (30.1)	18	975	957	
IT	169 (16.8)	835 (83.2)	36	1040	1004	
LT	47 (4.6)	970 (95.4)	9	1026	1017	
LU	154 (30.9)	344 (69.1)	3	501	498	
LV	95 (9.5)	904 (90.5)	2	1001	999	
MT	124 (25.7)	358 (74.3)	18	500	482	
NL	682 (67.1)	335 (32.9)	7	1024	1017	
PL	214 (21.6)	775 (78.4)	11	1000	989	
PT	69 (6.7)	964 (93.3)	13	1046	1033	
RO	75 (8.0)	863 (92.0)	74	1012	938	
SE	578 (57.5)	428 (42.5)	4	1010	1006	
SI	99 (9.8)	909 (90.2)	11	1019	1008	
SK	144 (14.0)	886 (86.0)	4	1034	1030	
N Sum	7307	18864	402	26573		
N Valid Sum	7307	18864			26171	

v486 - QD5 RARE DISEASES HEARD: OSTEOGENESIS IMPERFECTA

Q.D5

Have you ever heard of each of the following diseases?

(ONE ANSWER PER LINE – READ OUT)

Q.D5_5 Osteogenesis imperfecta

- 1 Yes
- 2 No
- 3 DK

v486 by v7, Absolute Values (Row Percent), weighted by v8

v7	v486	1	2	3	N Sum	N Valid Sum
				M		
AT	89 (9.0)	903 (91.0)	17		1009	992
BE	156 (15.4)	860 (84.6)	4		1020	1016
BG	46 (4.8)	916 (95.2)	38		1000	962
CY	143 (28.8)	353 (71.2)	5		501	496
CZ	77 (7.6)	933 (92.4)	5		1015	1010
DE-E	39 (7.5)	479 (92.5)	12		530	518
DE-W	97 (10.0)	875 (90.0)	17		989	972
DK	150 (15.1)	844 (84.9)	12		1006	994
EE	252 (25.3)	744 (74.7)	4		1000	996
ES	86 (8.6)	912 (91.4)	8		1006	998
FI	533 (53.9)	455 (46.1)	14		1002	988
FR	208 (21.0)	784 (79.0)	9		1001	992
GB-GBN	179 (18.1)	810 (81.9)	12		1001	989
GB-NIR	48 (16.6)	242 (83.4)	1		291	290
GR	191 (19.5)	790 (80.5)	19		1000	981
HU	114 (11.6)	872 (88.4)	27		1013	986
IE	146 (15.6)	789 (84.4)	41		976	935
IT	150 (15.1)	844 (84.9)	45		1039	994
LT	67 (6.6)	952 (93.4)	7		1026	1019
LU	109 (21.9)	388 (78.1)	4		501	497
LV	66 (6.6)	934 (93.4)			1000	1000
MT	40 (8.3)	441 (91.7)	20		501	481
NL	182 (17.9)	836 (82.1)	6		1024	1018
PL	753 (76.4)	233 (23.6)	13		999	986
PT	86 (8.3)	949 (91.7)	11		1046	1035
RO	108 (11.4)	837 (88.6)	68		1013	945
SE	100 (9.9)	906 (90.1)	4		1010	1006
SI	80 (7.9)	928 (92.1)	12		1020	1008
SK	72 (7.0)	958 (93.0)	5		1035	1030
N Sum	4367	21767	440		26574	
N Valid Sum	4367	21767				26134

v487 - QD5 RARE DISEASES HEARD: PROGERIA

Q.D5

Have you ever heard of each of the following diseases?

(ONE ANSWER PER LINE – READ OUT)

Q.D5_6 Progeria

- 1 Yes
- 2 No
- 3 DK

v487 by v7, Absolute Values (Row Percent), weighted by v8

v7	v487	1	2	3	N Sum	N Valid Sum
				M		
AT	120 (12.1)	875 (87.9)	14		1009	995
BE	415 (40.8)	601 (59.2)	4		1020	1016
BG	22 (2.3)	936 (97.7)	42		1000	958
CY	234 (47.0)	264 (53.0)	3		501	498
CZ	390 (38.8)	616 (61.2)	9		1015	1006
DE-E	43 (8.3)	472 (91.7)	15		530	515
DE-W	96 (9.9)	875 (90.1)	18		989	971
DK	332 (33.4)	663 (66.6)	12		1007	995
EE	78 (7.8)	920 (92.2)	2		1000	998
ES	89 (8.9)	908 (91.1)	10		1007	997
FI	104 (10.5)	886 (89.5)	13		1003	990
FR	248 (25.0)	743 (75.0)	9		1000	991
GB-GBN	150 (15.2)	840 (84.8)	9		999	990
GB-NIR	31 (10.7)	259 (89.3)	2		292	290
GR	296 (30.2)	683 (69.8)	21		1000	979
HU	703 (69.9)	303 (30.1)	8		1014	1006
IE	61 (6.6)	864 (93.4)	51		976	925
IT	113 (11.3)	888 (88.7)	37		1038	1001
LT	37 (3.6)	985 (96.4)	4		1026	1022
LU	111 (22.3)	386 (77.7)	5		502	497
LV	49 (4.9)	951 (95.1)			1000	1000
MT	20 (4.2)	461 (95.8)	20		501	481
NL	294 (28.9)	724 (71.1)	5		1023	1018
PL	129 (13.1)	859 (86.9)	12		1000	988
PT	104 (10.0)	932 (90.0)	10		1046	1036
RO	51 (5.5)	884 (94.5)	78		1013	935
SE	187 (18.6)	817 (81.4)	6		1010	1004
SI	62 (6.2)	946 (93.8)	12		1020	1008
SK	106 (10.3)	923 (89.7)	5		1034	1029
N Sum	4675	21464	436		26575	
N Valid Sum	4675	21464				26139

v488 - D1 LEFT-RIGHT PLACEMENT

DEMOGRAPHICS

D.1

In political matters people talk of "the left" and "the right". How would you place your views on this scale?
(SHOW CARD – DO NOT PROMPT – IF CONTACT HESITATES, TRY AGAIN)

- 1 Box 1 - left
- 2 Box 2
- 3 Box 3
- 4 Box 4
- 5 Box 5
- 6 Box 6
- 7 Box 7
- 8 Box 8
- 9 Box 9
- 10 Box 10 - right
- 97 Refusal
- 98 DK

Note:

Original code "11" recoded to "97".

Original code "12" recoded to "98".

Comparability:

Last trend: EB74.2, D.1

v488 by v7, Absolute Values (Row Percent), weighted by v8

	v488	1	2	3	4	5	6	7	8	9	10	97	98
v7												M	M
AT	23 (2.6)	35 (4.0)	79 (9.0)	114 (13.0)	234 (26.7)	169 (19.3)	124 (14.1)	67 (7.6)	12 (1.4)	20 (2.3)	89	44	
BE	45 (4.9)	38 (4.1)	92 (10.0)	124 (13.4)	315 (34.2)	106 (11.5)	110 (11.9)	54 (5.9)	14 (1.5)	24 (2.6)	45	54	
BG	35 (4.9)	39 (5.4)	50 (7.0)	50 (7.0)	236 (32.8)	95 (13.2)	91 (12.7)	62 (8.6)	31 (4.3)	30 (4.2)	91	190	
CY	37 (12.7)	17 (5.8)	17 (5.8)	17 (5.8)	73 (25.0)	31 (10.6)	21 (7.2)	32 (11.0)	11 (3.8)	36 (12.3)	162	47	
CZ	76 (8.5)	36 (4.0)	90 (10.0)	100 (11.1)	214 (23.8)	105 (11.7)	95 (10.6)	93 (10.3)	28 (3.1)	62 (6.9)	67	48	
DE-E	25 (5.2)	21 (4.4)	75 (15.7)	94 (19.7)	178 (37.2)	56 (11.7)	23 (4.8)	4 (0.8)		2 (0.4)	31	21	
DE-W	16 (1.9)	35 (4.1)	91 (10.5)	112 (13.0)	311 (36.0)	146 (16.9)	99 (11.5)	47 (5.4)	5 (0.6)	2 (0.2)	55	71	
DK	53 (5.6)	62 (6.5)	137 (14.4)	133 (14.0)	190 (20.0)	93 (9.8)	115 (12.1)	97 (10.2)	28 (2.9)	43 (4.5)	16	40	
EE	26 (3.7)	12 (1.7)	40 (5.7)	48 (6.8)	221 (31.3)	124 (17.6)	85 (12.1)	85 (12.1)	33 (4.7)	31 (4.4)	113	183	
ES	66 (8.3)	34 (4.3)	93 (11.7)	107 (13.4)	302 (37.9)	75 (9.4)	56 (7.0)	29 (3.6)	6 (0.8)	29 (3.6)	99	109	
FI	10 (1.2)	28 (3.3)	63 (7.4)	97 (11.4)	190 (22.3)	186 (21.8)	118 (13.8)	119 (14.0)	28 (3.3)	13 (1.5)	74	78	
FR	35 (4.5)	53 (6.8)	135 (17.3)	110 (14.1)	236 (30.2)	66 (8.5)	66 (8.5)	53 (6.8)	13 (1.7)	14 (1.8)	73	146	
GB-GBN	30 (3.6)	33 (4.0)	75 (9.0)	80 (9.6)	353 (42.3)	95 (11.4)	90 (10.8)	47 (5.6)	17 (2.0)	15 (1.8)	31	133	
GB-NIR	3 (1.2)	8 (3.2)	25 (10.1)	34 (13.7)	124 (50.0)	21 (8.5)	17 (6.9)	13 (5.2)	2 (0.8)	1 (0.4)	7	37	
GR	19 (2.8)	22 (3.3)	43 (6.4)	79 (11.8)	221 (33.1)	109 (16.3)	84 (12.6)	45 (6.7)	22 (3.3)	23 (3.4)	271	61	
HU	29 (3.6)	12 (1.5)	40 (5.0)	74 (9.3)	241 (30.1)	117 (14.6)	95 (11.9)	84 (10.5)	28 (3.5)	80 (10.0)	152	62	
IE	23 (3.2)	16 (2.2)	47 (6.5)	65 (9.0)	274 (37.8)	146 (20.1)	78 (10.8)	39 (5.4)	14 (1.9)	23 (3.2)	40	208	
IT	48 (6.8)	41 (5.8)	81 (11.5)	97 (13.8)	108 (15.4)	105 (15.0)	114 (16.2)	62 (8.8)	15 (2.1)	31 (4.4)	271	65	
LT	52 (10.1)	34 (6.6)	43 (8.3)	32 (6.2)	196 (37.9)	37 (7.2)	30 (5.8)	36 (7.0)	11 (2.1)	46 (8.9)	118	390	
LU	15 (3.9)	13 (3.4)	43 (11.3)	40 (10.5)	147 (38.6)	44 (11.5)	39 (10.2)	18 (4.7)	9 (2.4)	13 (3.4)	35	85	
LV	18 (2.4)	17 (2.3)	39 (5.2)	49 (6.5)	262 (35.0)	109 (14.6)	94 (12.6)	79 (10.5)	35 (4.7)	47 (6.3)	83	167	
MT	31 (12.7)	10 (4.1)	11 (4.5)	9 (3.7)	99 (40.4)	27 (11.0)	20 (8.2)	9 (3.7)	4 (1.6)	25 (10.2)	64	192	
NL	46 (4.7)	59 (6.0)	146 (14.9)	137 (14.0)	188 (19.2)	125 (12.8)	130 (13.3)	101 (10.3)	23 (2.3)	25 (2.6)	8	37	
PL	48 (6.9)	18 (2.6)	35 (5.1)	44 (6.4)	220 (31.8)	70 (10.1)	79 (11.4)	75 (10.9)	30 (4.3)	72 (10.4)	46	263	
PT	25 (3.7)	34 (5.0)	144 (21.1)	93 (13.6)	160 (23.4)	70 (10.2)	86 (12.6)	55 (8.1)	10 (1.5)	6 (0.9)	118	245	
RO	51 (8.2)	43 (6.9)	54 (8.7)	53 (8.6)	125 (20.2)	82 (13.2)	55 (8.9)	48 (7.8)	52 (8.4)	56 (9.0)	110	284	
SE	38 (3.9)	53 (5.5)	159 (16.4)	141 (14.5)	151 (15.6)	99 (10.2)	138 (14.2)	122 (12.6)	30 (3.1)	39 (4.0)	19	21	
SI	41 (7.1)	25 (4.3)	43 (7.5)	45 (7.8)	221 (38.3)	78 (13.5)	40 (6.9)	30 (5.2)	11 (1.9)	43 (7.5)	274	169	
SK	77 (9.2)	30 (3.6)	81 (9.7)	89 (10.6)	202 (24.2)	71 (8.5)	82 (9.8)	85 (10.2)	32 (3.8)	87 (10.4)	109	90	
N Sum	1041	878	2071	2267	5992	2657	2274	1690	554	938	2671	3540	
N Valid Sum	1041	878	2071	2267	5992	2657	2274	1690	554	938			

	v488	N Sum	N Valid Sum
v7			
AT		1010	877
BE		1021	922
BG		1000	719
CY		501	292
CZ		1014	899
DE-E		530	478
DE-W		990	864
DK		1007	951
EE		1001	705
ES		1005	797
FI		1004	852
FR		1000	781
GB-GBN		999	835
GB-NIR		292	248
GR		999	667
HU		1014	800
IE		973	725
IT		1038	702
LT		1025	517
LU		501	381
LV		999	749
MT		501	245
NL		1025	980
PL		1000	691
PT		1046	683
RO		1013	619
SE		1010	970
SI		1020	577
SK		1035	836
N Sum		26573	
N Valid Sum			20362

v489 - D1 LEFT-RIGHT PLACEMENT - RECODED 3 CAT

D.1R1 LEFT-RIGHT SCALE – RECODED

- 1 (1 - 4) Left
- 2 (5 - 6) Centre
- 3 (7 -10) Right
- 9 DK/Refusal

Derivation:

This variable collapses answers to D.1 into three categories.

Note:

See D.1 for complete question text.

v489 by v7, Absolute Values (Row Percent), weighted by v8

v489	1	2	3	9	N Sum	N Valid Sum
v7						
				M		
AT	251 (28.6)	403 (46.0)	223 (25.4)	133	1010	877
BE	299 (32.5)	421 (45.7)	201 (21.8)	99	1020	921
BG	174 (24.2)	332 (46.2)	213 (29.6)	281	1000	719
CY	88 (30.1)	104 (35.6)	100 (34.2)	209	501	292
CZ	303 (33.7)	319 (35.4)	278 (30.9)	116	1016	900
DE-E	215 (44.9)	234 (48.9)	30 (6.3)	52	531	479
DE-W	253 (29.3)	457 (53.0)	153 (17.7)	125	988	863
DK	385 (40.5)	283 (29.8)	283 (29.8)	56	1007	951
EE	125 (17.8)	345 (49.0)	234 (33.2)	297	1001	704
ES	300 (37.6)	377 (47.3)	120 (15.1)	208	1005	797
FI	197 (23.2)	376 (44.2)	277 (32.6)	152	1002	850
FR	333 (42.6)	303 (38.7)	146 (18.7)	219	1001	782
GB-GBN	218 (26.1)	449 (53.7)	169 (20.2)	164	1000	836
GB-NIR	69 (27.9)	146 (59.1)	32 (13.0)	44	291	247
GR	164 (24.6)	331 (49.6)	173 (25.9)	333	1001	668
HU	155 (19.4)	358 (44.8)	287 (35.9)	214	1014	800
IE	152 (20.9)	420 (57.9)	154 (21.2)	249	975	726
IT	268 (38.1)	214 (30.4)	222 (31.5)	336	1040	704
LT	161 (31.1)	233 (45.1)	123 (23.8)	509	1026	517
LU	111 (29.1)	191 (50.1)	79 (20.7)	120	501	381
LV	123 (16.4)	371 (49.5)	256 (34.1)	250	1000	750
MT	61 (25.0)	126 (51.6)	57 (23.4)	256	500	244
NL	387 (39.5)	313 (32.0)	279 (28.5)	45	1024	979
PL	145 (21.0)	290 (42.0)	256 (37.0)	309	1000	691
PT	296 (43.3)	230 (33.7)	157 (23.0)	363	1046	683
RO	201 (32.5)	207 (33.4)	211 (34.1)	394	1013	619
SE	391 (40.4)	250 (25.8)	328 (33.8)	40	1009	969
SI	154 (26.7)	299 (51.8)	124 (21.5)	443	1020	577
SK	276 (33.1)	273 (32.7)	286 (34.3)	199	1034	835
N Sum	6255	8655	5451	6215	26576	
N Valid Sum	6255	8655	5451			20361

v490 - D1 LEFT-RIGHT PLACEMENT - RECODED 5 CAT

D.1R2 LEFT-RIGHT SCALE – RECODED

- 1 (1 - 2) Left
- 2 (3 - 4)
- 3 (5 - 6) Centre
- 4 (7 - 8)
- 5 (9 -10) Right
- 9 DK/Refusal

Derivation:

This variable collapses answers to D.1 into five categories.

Note:

See D.1 for complete question text.

NO QUESTIONS D.2 TO D.6

v490 by v7, Absolute Values (Row Percent), weighted by v8

	v490	1	2	3	4	5	9	N Sum	N Valid Sum
v7									
							M		
AT	58 (6.6)	193 (22.0)	403 (46.0)	191 (21.8)	32 (3.6)	133		1010	877
BE	83 (9.0)	216 (23.4)	421 (45.7)	164 (17.8)	38 (4.1)	99		1021	922
BG	74 (10.3)	100 (13.9)	332 (46.2)	152 (21.1)	61 (8.5)	281		1000	719
CY	54 (18.5)	34 (11.6)	104 (35.6)	53 (18.2)	47 (16.1)	209		501	292
CZ	112 (12.5)	190 (21.2)	319 (35.5)	187 (20.8)	90 (10.0)	116		1014	898
DE-E	46 (9.6)	169 (35.3)	234 (48.9)	28 (5.8)	2 (0.4)	52		531	479
DE-W	51 (5.9)	202 (23.4)	457 (53.0)	146 (16.9)	7 (0.8)	125		988	863
DK	115 (12.1)	270 (28.4)	283 (29.8)	212 (22.3)	71 (7.5)	56		1007	951
EE	37 (5.3)	88 (12.5)	345 (49.0)	170 (24.1)	64 (9.1)	297		1001	704
ES	100 (12.5)	200 (25.1)	377 (47.3)	85 (10.7)	35 (4.4)	208		1005	797
FI	38 (4.5)	160 (18.8)	376 (44.2)	237 (27.8)	40 (4.7)	152		1003	851
FR	88 (11.3)	245 (31.3)	303 (38.7)	119 (15.2)	27 (3.5)	219		1001	782
GB-GBN	63 (7.5)	155 (18.5)	449 (53.7)	137 (16.4)	32 (3.8)	164		1000	836
GB-NIR	11 (4.4)	58 (23.4)	146 (58.9)	30 (12.1)	3 (1.2)	44		292	248
GR	41 (6.1)	122 (18.3)	331 (49.6)	129 (19.3)	44 (6.6)	333		1000	667
HU	41 (5.1)	114 (14.3)	358 (44.8)	179 (22.4)	108 (13.5)	214		1014	800
IE	39 (5.4)	113 (15.6)	420 (57.9)	117 (16.1)	37 (5.1)	249		975	726
IT	89 (12.7)	178 (25.3)	214 (30.4)	176 (25.0)	46 (6.5)	336		1039	703
LT	86 (16.6)	75 (14.5)	233 (45.1)	66 (12.8)	57 (11.0)	509		1026	517
LU	28 (7.3)	84 (22.0)	191 (50.0)	57 (14.9)	22 (5.8)	120		502	382
LV	35 (4.7)	89 (11.9)	371 (49.4)	174 (23.2)	82 (10.9)	250		1001	751
MT	42 (17.1)	19 (7.8)	126 (51.4)	29 (11.8)	29 (11.8)	256		501	245
NL	105 (10.7)	282 (28.8)	313 (32.0)	231 (23.6)	48 (4.9)	45		1024	979
PL	65 (9.4)	80 (11.6)	290 (42.0)	153 (22.2)	102 (14.8)	309		999	690
PT	59 (8.6)	237 (34.7)	230 (33.7)	141 (20.6)	16 (2.3)	363		1046	683
RO	94 (15.2)	107 (17.3)	207 (33.4)	104 (16.8)	108 (17.4)	394		1014	620
SE	91 (9.4)	300 (31.0)	250 (25.8)	259 (26.7)	69 (7.1)	40		1009	969
SI	66 (11.4)	88 (15.3)	299 (51.8)	70 (12.1)	54 (9.4)	443		1020	577
SK	107 (12.8)	169 (20.2)	273 (32.7)	167 (20.0)	119 (14.3)	199		1034	835
N Sum	1918	4337	8655	3963	1490	6215		26578	
N Valid Sum	1918	4337	8655	3963	1490				20363

v491 - D7 MARITAL STATUS

D.7

Could you give me the letter which corresponds best to your own current situation?

(SHOW CARD – READ OUT – ONE ANSWER ONLY)

MARRIED OR REMARRIED

- 1 Living without children
- 2 Living with the children of this marriage
- 3 Living with the children of a previous marriage
- 4 Living with the children of this marriage and of a previous marriage

SINGLE LIVING WITH A PARTNER

- 5 Living without children
- 6 Living with the children of this union
- 7 Living with the children of a previous union
- 8 Living with the children of this union and of a previous union

SINGLE

- 9 Living without children
- 10 Living with children

DIVORCED OR SEPARATED

- 11 Living without children
- 12 Living with children

WIDOW

- 13 Living without children
- 14 Living with children

- 15 Other (SPONTANEOUS)
- 97 Refusal (SPONTANEOUS)

Note:

Original code "16" recoded to "97".

Comparability:

Last trend: EB74.2, D.7

v491 by v7, Absolute Values (Row Percent), weighted by v8

v491	1	2	3	4	5	6	7	8	9	10	11	12
v7												
AT	256 (25.3)	194 (19.2)	5 (0.5)	8 (0.8)	83 (8.2)	27 (2.7)	11 (1.1)	5 (0.5)	214 (21.2)	21 (2.1)	67 (6.6)	19 (1.9)
BE	230 (22.7)	250 (24.6)	13 (1.3)	4 (0.4)	43 (4.2)	45 (4.4)	14 (1.4)	7 (0.7)	118 (11.6)	16 (1.6)	52 (5.1)	34 (3.3)
BG	271 (27.1)	314 (31.4)	5 (0.5)	4 (0.4)	71 (7.1)	26 (2.6)	5 (0.5)	2 (0.2)	143 (14.3)	5 (0.5)	29 (2.9)	21 (2.1)
CY	136 (27.1)	183 (36.5)	1 (0.2)		6 (1.2)	1 (0.2)			81 (16.2)	46 (9.2)	14 (2.8)	14 (2.8)
CZ	246 (24.2)	286 (28.2)	3 (0.3)	7 (0.7)	70 (6.9)	25 (2.5)	10 (1.0)	1 (0.1)	178 (17.5)	8 (0.8)	52 (5.1)	23 (2.3)
DE-E	185 (35.0)	72 (13.6)	10 (1.9)	0 (0.0)	52 (9.8)	29 (5.5)	7 (1.3)		73 (13.8)	20 (3.8)	26 (4.9)	16 (3.0)
DE-W	318 (32.2)	275 (27.9)	7 (0.7)	7 (0.7)	70 (7.1)	19 (1.9)	6 (0.6)	1 (0.1)	110 (11.1)	37 (3.7)	39 (4.0)	15 (1.5)
DK	235 (23.4)	193 (19.2)	12 (1.2)	5 (0.5)	71 (7.1)	43 (4.3)	7 (0.7)	7 (0.7)	216 (21.5)	41 (4.1)	58 (5.8)	34 (3.4)
EE	169 (17.0)	192 (19.3)	3 (0.3)	9 (0.9)	83 (8.3)	74 (7.4)	15 (1.5)	9 (0.9)	200 (20.1)	23 (2.3)	79 (7.9)	37 (3.7)
ES	222 (22.1)	308 (30.6)	5 (0.5)	1 (0.1)	55 (5.5)	20 (2.0)	3 (0.3)	4 (0.4)	254 (25.2)	9 (0.9)	25 (2.5)	14 (1.4)
FI	260 (26.0)	167 (16.7)	1 (0.1)	4 (0.4)	102 (10.2)	43 (4.3)	5 (0.5)	5 (0.5)	200 (20.0)	17 (1.7)	83 (8.3)	34 (3.4)
FR	199 (19.9)	207 (20.7)	8 (0.8)	3 (0.3)	64 (6.4)	68 (6.8)	9 (0.9)	2 (0.2)	200 (20.0)	26 (2.6)	68 (6.8)	47 (4.7)
GB-GBN	207 (20.9)	227 (22.9)	2 (0.2)	5 (0.5)	65 (6.6)	36 (3.6)	6 (0.6)	5 (0.5)	223 (22.5)	54 (5.4)	62 (6.3)	20 (2.0)
GB-NIR	51 (17.5)	70 (24.1)	3 (1.0)	2 (0.7)	14 (4.8)	10 (3.4)			83 (28.5)	17 (5.8)	8 (2.7)	4 (1.4)
GR	256 (25.6)	280 (28.0)	2 (0.2)	1 (0.1)	42 (4.2)	1 (0.1)		1 (0.1)	278 (27.8)		32 (3.2)	23 (2.3)
HU	219 (21.6)	247 (24.3)	7 (0.7)	13 (1.3)	115 (11.3)	17 (1.7)	4 (0.4)	5 (0.5)	167 (16.5)	22 (2.2)	58 (5.7)	36 (3.5)
IE	147 (15.1)	255 (26.2)	4 (0.4)	3 (0.3)	108 (11.1)	57 (5.8)	4 (0.4)	3 (0.3)	227 (23.3)	46 (4.7)	19 (1.9)	26 (2.7)
IT	220 (21.2)	408 (39.3)	8 (0.8)	5 (0.5)	46 (4.4)	21 (2.0)	3 (0.3)		198 (19.1)	4 (0.4)	20 (1.9)	18 (1.7)
LT	207 (20.2)	244 (23.8)	2 (0.2)	3 (0.3)	50 (4.9)	22 (2.1)	4 (0.4)	4 (0.4)	211 (20.6)	15 (1.5)	76 (7.4)	44 (4.3)
LU	86 (17.2)	192 (38.3)	6 (1.2)	6 (1.2)	26 (5.2)	9 (1.8)	4 (0.8)	1 (0.2)	91 (18.2)	6 (1.2)	15 (3.0)	14 (2.8)
LV	201 (20.2)	232 (23.3)	10 (1.0)	7 (0.7)	68 (6.8)	49 (4.9)	15 (1.5)	7 (0.7)	155 (15.6)	20 (2.0)	51 (5.1)	30 (3.0)
MT	81 (16.2)	207 (41.4)	2 (0.4)	2 (0.4)	22 (4.4)	9 (1.8)			126 (25.2)	11 (2.2)	12 (2.4)	5 (1.0)
NL	242 (23.7)	269 (26.3)	10 (1.0)	2 (0.2)	60 (5.9)	43 (4.2)	6 (0.6)	1 (0.1)	280 (27.4)	21 (2.1)	22 (2.2)	9 (0.9)
PL	210 (21.2)	322 (32.6)	3 (0.3)	5 (0.5)	69 (7.0)	17 (1.7)	4 (0.4)	2 (0.2)	187 (18.9)	6 (0.6)	33 (3.3)	19 (1.9)
PT	327 (31.4)	295 (28.3)	3 (0.3)		39 (3.7)	11 (1.1)	1 (0.1)		130 (12.5)	11 (1.1)	54 (5.2)	35 (3.4)
RO	303 (30.0)	292 (28.9)	3 (0.3)	1 (0.1)	46 (4.5)	6 (0.6)			154 (15.2)	6 (0.6)	39 (3.9)	11 (1.1)
SE	192 (19.0)	197 (19.5)	12 (1.2)	8 (0.8)	90 (8.9)	55 (5.4)	15 (1.5)	7 (0.7)	255 (25.2)	26 (2.6)	66 (6.5)	27 (2.7)
SI	157 (15.5)	305 (30.1)	1 (0.1)	4 (0.4)	50 (4.9)	48 (4.7)	4 (0.4)		197 (19.4)	18 (1.8)	37 (3.6)	25 (2.5)
SK	201 (19.4)	346 (33.5)	6 (0.6)	7 (0.7)	81 (7.8)	18 (1.7)	3 (0.3)	3 (0.3)	220 (21.3)	4 (0.4)	26 (2.5)	30 (2.9)
N Sum	6034	7029	157	126	1761	849	165	82	5169	556	1222	684
N Valid Sum	6034	7029	157	126	1761	849	165	82	5169	556	1222	684

	v491	13	14	15	97	N Sum	N Valid Sum
v7							
				M			
AT	92 (9.1)	5 (0.5)	4 (0.4)	1		1012	1011
BE	76 (7.5)	12 (1.2)	101 (10.0)	5		1020	1015
BG	69 (6.9)	27 (2.7)	7 (0.7)	1		1000	999
CY	15 (3.0)	4 (0.8)				501	501
CZ	89 (8.8)	16 (1.6)	1 (0.1)			1015	1015
DE-E	34 (6.4)	1 (0.2)	4 (0.8)	1		530	529
DE-W	60 (6.1)	10 (1.0)	13 (1.3)	2		989	987
DK	73 (7.3)	2 (0.2)	9 (0.9)	2		1008	1006
EE	88 (8.8)	14 (1.4)		4		999	995
ES	63 (6.3)	22 (2.2)	1 (0.1)	1		1007	1006
FI	67 (6.7)	7 (0.7)	6 (0.6)			1001	1001
FR	87 (8.7)	9 (0.9)	5 (0.5)	1		1003	1002
GB-GBN	69 (7.0)	10 (1.0)	1 (0.1)	7		999	992
GB-NIR	20 (6.9)	8 (2.7)	1 (0.3)			291	291
GR	68 (6.8)	17 (1.7)		1		1002	1001
HU	77 (7.6)	14 (1.4)	14 (1.4)	1		1016	1015
IE	50 (5.1)	11 (1.1)	15 (1.5)	2		977	975
IT	49 (4.7)	19 (1.8)	18 (1.7)	2		1039	1037
LT	110 (10.7)	23 (2.2)	11 (1.1)			1026	1026
LU	28 (5.6)	11 (2.2)	6 (1.2)	1		502	501
LV	33 (3.3)	15 (1.5)	103 (10.3)	5		1001	996
MT	16 (3.2)	7 (1.4)				500	500
NL	9 (0.9)		49 (4.8)	0		1023	1023
PL	77 (7.8)	32 (3.2)	3 (0.3)	10		999	989
PT	102 (9.8)	34 (3.3)		2		1044	1042
RO	90 (8.9)	21 (2.1)	39 (3.9)	2		1013	1011
SE	49 (4.8)	2 (0.2)	10 (1.0)	1		1012	1011
SI	61 (6.0)	23 (2.3)	84 (8.3)	6		1020	1014
SK	59 (5.7)	28 (2.7)	2 (0.2)			1034	1034
N Sum	1780	404	507	58		26583	
N Valid Sum	1780	404	507				26525

v492 - D7 MARITAL STATUS (REC STATUS)

D.7R1 MARITAL STATUS – RECODED STATUS

- 1 (Re-)Married (coded 1 to 4 in V491)
- 2 Single living with partner (coded 5 to 8 in V491)
- 3 Single (coded 9 to 10 in V491)
- 4 Divorced or separated (coded 11 to 12 in V491)
- 5 Widow (coded 13 to 14 in V491)
- 6 Other (SPONTANEOUS)
- 7 Refusal (SPONTANEOUS)

Derivation:

This variable collapses answers to D.7 into five categories.

Note:

See D.7 for complete question text.

v492 by v7, Absolute Values (Row Percent), weighted by v8

	v492	1	2	3	4	5	6	7	N Sum	N Valid Sum
v7										
							M			
AT	462 (45.7)	126 (12.5)	235 (23.3)	86 (8.5)	97 (9.6)	4 (0.4)	1		1011	1010
BE	497 (49.0)	108 (10.7)	134 (13.2)	86 (8.5)	88 (8.7)	101 (10.0)	5		1019	1014
BG	593 (59.4)	105 (10.5)	148 (14.8)	50 (5.0)	96 (9.6)	7 (0.7)	1		1000	999
CY	320 (63.9)	7 (1.4)	127 (25.3)	28 (5.6)	19 (3.8)				501	501
CZ	542 (53.5)	106 (10.5)	185 (18.2)	75 (7.4)	105 (10.4)	1 (0.1)			1014	1014
DE-E	267 (50.6)	88 (16.7)	92 (17.4)	42 (8.0)	35 (6.6)	4 (0.8)	1		529	528
DE-W	607 (61.5)	96 (9.7)	147 (14.9)	54 (5.5)	70 (7.1)	13 (1.3)	2		989	987
DK	445 (44.3)	128 (12.7)	257 (25.6)	91 (9.1)	75 (7.5)	9 (0.9)	2		1007	1005
EE	374 (37.6)	181 (18.2)	223 (22.4)	116 (11.6)	102 (10.2)		4		1000	996
ES	536 (53.3)	81 (8.1)	263 (26.2)	39 (3.9)	85 (8.5)	1 (0.1)	1		1006	1005
FI	433 (43.2)	156 (15.6)	217 (21.7)	117 (11.7)	73 (7.3)	6 (0.6)			1002	1002
FR	416 (41.6)	143 (14.3)	226 (22.6)	114 (11.4)	96 (9.6)	5 (0.5)	1		1001	1000
GB-GBN	441 (44.5)	112 (11.3)	276 (27.8)	82 (8.3)	80 (8.1)	1 (0.1)	7		999	992
GB-NIR	126 (43.4)	24 (8.3)	99 (34.1)	12 (4.1)	28 (9.7)	1 (0.3)			290	290
GR	538 (53.9)	43 (4.3)	278 (27.8)	55 (5.5)	85 (8.5)		1		1000	999
HU	485 (47.9)	140 (13.8)	189 (18.7)	94 (9.3)	91 (9.0)	14 (1.4)	1		1014	1013
IE	408 (41.9)	171 (17.6)	273 (28.1)	45 (4.6)	61 (6.3)	15 (1.5)	2		975	973
IT	641 (61.8)	70 (6.8)	202 (19.5)	38 (3.7)	68 (6.6)	18 (1.7)	2		1039	1037
LT	455 (44.4)	80 (7.8)	226 (22.0)	120 (11.7)	133 (13.0)	11 (1.1)			1025	1025
LU	290 (57.9)	40 (8.0)	98 (19.6)	29 (5.8)	38 (7.6)	6 (1.2)	1		502	501
LV	450 (45.2)	139 (14.0)	175 (17.6)	81 (8.1)	48 (4.8)	103 (10.3)	5		1001	996
MT	291 (58.3)	31 (6.2)	137 (27.5)	17 (3.4)	23 (4.6)				499	499
NL	524 (51.2)	111 (10.8)	301 (29.4)	30 (2.9)	9 (0.9)	49 (4.8)	0		1024	1024
PL	540 (54.6)	92 (9.3)	193 (19.5)	52 (5.3)	109 (11.0)	3 (0.3)	10		999	989
PT	625 (59.9)	52 (5.0)	142 (13.6)	88 (8.4)	137 (13.1)		2		1046	1044
RO	599 (59.2)	52 (5.1)	160 (15.8)	50 (4.9)	112 (11.1)	39 (3.9)	2		1014	1012
SE	408 (40.4)	166 (16.5)	281 (27.8)	93 (9.2)	51 (5.1)	10 (1.0)	1		1010	1009
SI	467 (46.1)	102 (10.1)	215 (21.2)	62 (6.1)	83 (8.2)	84 (8.3)	6		1019	1013
SK	560 (54.2)	105 (10.2)	224 (21.7)	56 (5.4)	87 (8.4)	2 (0.2)			1034	1034
N Sum		13340	2855	5723	1902	2184	507	58	26569	
N Valid Sum		13340	2855	5723	1902	2184	507			26511

v493 - D7 MARITAL STATUS (REC CHILDREN)

D.7R2 MARITAL STATUS – RECODED CHILDREN

- 1 Single household without children (coded 9, 11, and 13 in V491)
- 2 Single household with children (coded 10, 12, and 14 in V491)
- 3 Multiple occupancy household without children (coded 1 and 5 in V491)
- 4 Multiple occupancy household with children (coded 2 to 4 and 6 to 8 in V491)
- 5 Other (SPONTANEOUS)
- 7 Refusal (SPONTANEOUS)

Derivation:

This variable collapses answers to D.7 into four categories.

Note:

See D.7 for complete question text.

v493 by v7, Absolute Values (Row Percent), weighted by v8

v7	v493	1	2	3	4	5	7	N Sum	N Valid Sum
							M		
AT	373 (37.0)	44 (4.4)	339 (33.6)	249 (24.7)	4 (0.4)	1		1010	1009
BE	245 (24.2)	63 (6.2)	273 (26.9)	332 (32.7)	101 (10.0)	5		1019	1014
BG	241 (24.1)	53 (5.3)	342 (34.2)	356 (35.6)	7 (0.7)	1		1000	999
CY	110 (22.0)	64 (12.8)	142 (28.3)	185 (36.9)				501	501
CZ	319 (31.4)	47 (4.6)	316 (31.1)	332 (32.7)	1 (0.1)			1015	1015
DE-E	133 (25.1)	37 (7.0)	237 (44.8)	118 (22.3)	4 (0.8)	1		530	529
DE-W	208 (21.1)	62 (6.3)	388 (39.4)	314 (31.9)	13 (1.3)	2		987	985
DK	347 (34.5)	76 (7.6)	306 (30.4)	267 (26.6)	9 (0.9)	2		1007	1005
EE	368 (37.0)	73 (7.3)	252 (25.3)	302 (30.4)		4		999	995
ES	341 (33.9)	46 (4.6)	277 (27.6)	340 (33.8)	1 (0.1)	1		1006	1005
FI	350 (34.9)	58 (5.8)	362 (36.1)	227 (22.6)	6 (0.6)			1003	1003
FR	355 (35.5)	81 (8.1)	262 (26.2)	296 (29.6)	5 (0.5)	1		1000	999
GB-GBN	354 (35.6)	84 (8.5)	272 (27.4)	282 (28.4)	1 (0.1)	7		1000	993
GB-NIR	111 (38.1)	29 (10.0)	65 (22.3)	85 (29.2)	1 (0.3)			291	291
GR	378 (37.8)	40 (4.0)	297 (29.7)	284 (28.4)		1		1000	999
HU	303 (29.9)	71 (7.0)	333 (32.9)	291 (28.8)	14 (1.4)	1		1013	1012
IE	296 (30.4)	83 (8.5)	255 (26.2)	324 (33.3)	15 (1.5)	2		975	973
IT	267 (25.7)	41 (3.9)	266 (25.6)	446 (43.0)	18 (1.7)	2		1040	1038
LT	397 (38.7)	83 (8.1)	257 (25.0)	279 (27.2)	11 (1.1)			1027	1027
LU	134 (26.8)	31 (6.2)	112 (22.4)	217 (43.4)	6 (1.2)	1		501	500
LV	239 (24.0)	64 (6.4)	269 (27.1)	319 (32.1)	103 (10.4)	5		999	994
MT	154 (30.8)	23 (4.6)	103 (20.6)	220 (44.0)				500	500
NL	310 (30.3)	30 (2.9)	303 (29.6)	332 (32.4)	49 (4.8)	0		1024	1024
PL	298 (30.1)	57 (5.8)	279 (28.2)	353 (35.7)	3 (0.3)	10		1000	990
PT	287 (27.5)	80 (7.7)	366 (35.1)	311 (29.8)		2		1046	1044
RO	283 (28.0)	38 (3.8)	349 (34.5)	302 (29.9)	39 (3.9)	2		1013	1011
SE	370 (36.7)	55 (5.5)	282 (27.9)	292 (28.9)	10 (1.0)	1		1010	1009
SI	295 (29.1)	66 (6.5)	207 (20.4)	362 (35.7)	84 (8.3)	6		1020	1014
SK	305 (29.5)	62 (6.0)	282 (27.3)	383 (37.0)	2 (0.2)			1034	1034
N Sum	8171	1641	7793	8400	507	58		26570	
N Valid Sum	8171	1641	7793	8400	507				26512

v494 - D8 AGE EDUCATION

D.8

How old were you when you stopped full-time education?

(IF "STILL STUDYING", CODE '00' - IF "NO EDUCATION" CODE '01' - IF "REFUSAL" CODE '98' - IF "DK" CODE '99')

- 0 Refusal
- 2 2 years
- 76 76 years
- 97 No full-time education
- 98 Still studying
- 99 DK

Note:

Original code "00" recoded to "98".

Original code "01" recoded to "97".

Original code "98" recoded to "0".

Due to a deviant specification in the coding instruction in the Portuguese field questionnaire data for Portugal have been corrected according to the basic questionnaire.

Code "00" is recoded to "97" for Portugal.

Actual number is coded.

Comparability:

Last trend: EB74.2, D.8

v495 - D8 AGE EDUCATION - RECODED

D.8R AGE WHEN FINISHED FULL-TIME EDUCATION – RECODED

- 1 Up to 14 years
- 2 15 years
- 3 16 years
- 4 17 years
- 5 18 years
- 6 19 years
- 7 20 years
- 8 21 years
- 9 22 years and older
- 10 Still studying
- 11 No full-time education
- 97 Refusal
- 98 DK

Derivation:

This variable groups answers to question D.8.

Note:

See D.8 for complete question text.

Due to a deviant specification in the coding instruction in the Portuguese field questionnaire data for Portugal have been corrected according to the basic questionnaire.

Code "97" is recoded to "11" for Portugal.

NO QUESTION D.9

v495 by v7, Absolute Values (Row Percent), weighted by v8

v495	1	2	3	4	5	6	7	8	9	10	11	97
v7												M
AT	71 (7.4)	186 (19.5)	63 (6.6)	73 (7.7)	270 (28.3)	82 (8.6)	31 (3.2)	22 (2.3)	87 (9.1)	69 (7.2)		7
BE	101 (10.0)	34 (3.4)	69 (6.8)	45 (4.5)	180 (17.8)	102 (10.1)	87 (8.6)	98 (9.7)	186 (18.4)	109 (10.8)		3
BG	76 (7.7)	61 (6.2)	18 (1.8)	14 (1.4)	326 (33.0)	165 (16.7)	7 (0.7)	11 (1.1)	214 (21.6)	95 (9.6)	2 (0.2)	1
CY	97 (19.4)	20 (4.0)	7 (1.4)	12 (2.4)	177 (35.3)	5 (1.0)	20 (4.0)	12 (2.4)	79 (15.8)	71 (14.2)	1 (0.2)	
CZ	10 (1.0)	28 (2.8)	28 (2.8)	114 (11.6)	374 (37.9)	196 (19.9)	46 (4.7)	23 (2.3)	81 (8.2)	85 (8.6)	2 (0.2)	1
DE-E	59 (11.2)	33 (6.2)	142 (26.8)	67 (12.7)	29 (5.5)	21 (4.0)	9 (1.7)	17 (3.2)	104 (19.7)	48 (9.1)		
DE-W	125 (12.6)	96 (9.7)	180 (18.2)	110 (11.1)	111 (11.2)	54 (5.5)	23 (2.3)	20 (2.0)	190 (19.2)	79 (8.0)	1 (0.1)	
DK	34 (3.4)	13 (1.3)	19 (1.9)	26 (2.6)	32 (3.2)	44 (4.4)	88 (8.8)	85 (8.5)	485 (48.5)	152 (15.2)	23 (2.3)	
EE	23 (2.3)	51 (5.2)	72 (7.3)	90 (9.1)	209 (21.1)	94 (9.5)	75 (7.6)	52 (5.3)	207 (20.9)	117 (11.8)		4
ES	349 (34.8)	38 (3.8)	131 (13.0)	43 (4.3)	98 (9.8)	31 (3.1)	29 (2.9)	35 (3.5)	142 (14.1)	77 (7.7)	31 (3.1)	
FI	41 (4.2)	55 (5.7)	72 (7.4)	55 (5.7)	89 (9.2)	58 (6.0)	40 (4.1)	36 (3.7)	390 (40.2)	134 (13.8)		
FR	129 (13.0)	40 (4.0)	106 (10.6)	84 (8.4)	153 (15.4)	72 (7.2)	73 (7.3)	51 (5.1)	199 (20.0)	85 (8.5)	4 (0.4)	1
GB-GBN	62 (6.3)	172 (17.5)	241 (24.5)	83 (8.5)	102 (10.4)	36 (3.7)	29 (3.0)	60 (6.1)	126 (12.8)	71 (7.2)		7
GB-NIR	19 (6.6)	26 (9.0)	71 (24.6)	25 (8.7)	55 (19.0)	8 (2.8)	9 (3.1)	17 (5.9)	32 (11.1)	27 (9.3)		
GR	232 (23.2)	70 (7.0)	17 (1.7)	15 (1.5)	306 (30.6)	12 (1.2)	26 (2.6)	32 (3.2)	177 (17.7)	102 (10.2)	11 (1.1)	
HU	170 (16.9)	27 (2.7)	31 (3.1)	196 (19.4)	302 (30.0)	62 (6.2)	23 (2.3)	18 (1.8)	97 (9.6)	81 (8.0)	1 (0.1)	3
IE	88 (9.1)	68 (7.0)	120 (12.4)	136 (14.1)	188 (19.4)	48 (5.0)	36 (3.7)	49 (5.1)	105 (10.9)	126 (13.0)	3 (0.3)	1
IT	297 (29.6)	40 (4.0)	36 (3.6)	23 (2.3)	143 (14.3)	218 (21.8)	43 (4.3)	7 (0.7)	99 (9.9)	91 (9.1)	5 (0.5)	9
LT	57 (5.6)	31 (3.1)	53 (5.2)	75 (7.4)	212 (21.0)	101 (10.0)	71 (7.0)	48 (4.8)	200 (19.8)	149 (14.8)	13 (1.3)	
LU	44 (8.8)	35 (7.0)	45 (9.0)	33 (6.6)	49 (9.8)	36 (7.2)	34 (6.8)	29 (5.8)	129 (25.7)	58 (11.6)	9 (1.8)	
LV	15 (1.5)	33 (3.3)	68 (6.8)	89 (8.9)	220 (22.1)	120 (12.0)	83 (8.3)	52 (5.2)	183 (18.4)	133 (13.4)		
MT	105 (21.1)	29 (5.8)	152 (30.5)	39 (7.8)	46 (9.2)	17 (3.4)	9 (1.8)	20 (4.0)	37 (7.4)	41 (8.2)	3 (0.6)	
NL	35 (3.4)	37 (3.6)	74 (7.2)	85 (8.3)	93 (9.1)	93 (9.1)	83 (8.1)	74 (7.2)	321 (31.4)	126 (12.3)		1
PL	75 (7.8)	55 (5.7)	22 (2.3)	45 (4.7)	240 (24.9)	138 (14.3)	66 (6.9)	36 (3.7)	167 (17.4)	115 (12.0)	3 (0.3)	3
PT	558 (54.3)	51 (5.0)	56 (5.5)	55 (5.4)	64 (6.2)	30 (2.9)	24 (2.3)	14 (1.4)	63 (6.1)	54 (5.3)	58 (5.6)	
RO	100 (9.9)	38 (3.7)	96 (9.5)	69 (6.8)	267 (26.3)	98 (9.7)	44 (4.3)	26 (2.6)	160 (15.8)	116 (11.4)		
SE	43 (4.3)	25 (2.5)	46 (4.6)	38 (3.8)	67 (6.7)	82 (8.2)	52 (5.2)	26 (2.6)	474 (47.5)	145 (14.5)		
SI	42 (4.1)	129 (12.7)	20 (2.0)	45 (4.4)	211 (20.8)	170 (16.7)	38 (3.7)	24 (2.4)	200 (19.7)	134 (13.2)	3 (0.3)	3
SK	9 (0.9)	37 (3.6)	22 (2.2)	108 (10.6)	357 (34.9)	188 (18.4)	41 (4.0)	9 (0.9)	135 (13.2)	114 (11.2)	2 (0.2)	2
N Sum	3066	1558	2077	1892	4970	2381	1239	1003	5069	2804	175	46
N Valid Sum	3066	1558	2077	1892	4970	2381	1239	1003	5069	2804	175	

	v495	98	N Sum	N Valid Sum
v7				
		M		
AT		50	1011	954
BE		8	1022	1011
BG		10	1000	989
CY			501	501
CZ		27	1015	987
DE-E			529	529
DE-W			989	989
DK		6	1007	1001
EE		7	1001	990
ES		1	1005	1004
FI		34	1004	970
FR		4	1001	996
GB-GBN		10	999	982
GB-NIR		1	290	289
GR			1000	1000
HU		4	1015	1008
IE		7	975	967
IT		27	1038	1002
LT		16	1026	1010
LU		1	502	501
LV		4	1000	996
MT		3	501	498
NL		2	1024	1021
PL		35	1000	962
PT		21	1048	1027
RO			1014	1014
SE		13	1011	998
SI		2	1021	1016
SK		10	1034	1022
N Sum		303	26583	
N Valid Sum				26234

v496 - D10 GENDER

D.10

Gender

1 Male

2 Female

Comparability:

Last trend: EB74.2, D.10

v496 by v7, Absolute Values (Row Percent), weighted by v8

v7	v496	1	2	N Sum	N Valid Sum
AT	489 (48.4)	521 (51.6)	1010	1010	
BE	495 (48.5)	525 (51.5)	1020	1020	
BG	479 (47.9)	521 (52.1)	1000	1000	
CY	245 (48.9)	256 (51.1)	501	501	
CZ	494 (48.7)	521 (51.3)	1015	1015	
DE-E	257 (48.5)	273 (51.5)	530	530	
DE-W	478 (48.3)	511 (51.7)	989	989	
DK	495 (49.2)	512 (50.8)	1007	1007	
EE	451 (45.1)	549 (54.9)	1000	1000	
ES	493 (49.0)	513 (51.0)	1006	1006	
FI	488 (48.7)	515 (51.3)	1003	1003	
FR	477 (47.7)	523 (52.3)	1000	1000	
GB-GBN	487 (48.7)	513 (51.3)	1000	1000	
GB-NIR	141 (48.5)	150 (51.5)	291	291	
GR	490 (49.0)	510 (51.0)	1000	1000	
HU	474 (46.7)	540 (53.3)	1014	1014	
IE	485 (49.7)	490 (50.3)	975	975	
IT	500 (48.1)	539 (51.9)	1039	1039	
LT	469 (45.7)	557 (54.3)	1026	1026	
LU	247 (49.3)	254 (50.7)	501	501	
LV	463 (46.3)	537 (53.7)	1000	1000	
MT	246 (49.2)	254 (50.8)	500	500	
NL	504 (49.2)	520 (50.8)	1024	1024	
PL	477 (47.7)	523 (52.3)	1000	1000	
PT	499 (47.7)	547 (52.3)	1046	1046	
RO	489 (48.3)	524 (51.7)	1013	1013	
SE	499 (49.4)	511 (50.6)	1010	1010	
SI	501 (49.1)	519 (50.9)	1020	1020	
SK	497 (48.1)	537 (51.9)	1034	1034	
N Sum	12809	13765	26574		
N Valid Sum	12809	13765		26574	

v497 - D11 AGE EXACT

D.11

How old are you?

15 15 years

98 98 years

Note:

Actual number is coded.

Comparability:

Last trend: EB74.2, D.11

v498 - D11 AGE RECODED - FOUR GROUPS

D.11R1 AGE – RECODED IN FOUR GROUPS

- 1 15 - 24 years
- 2 25 - 39 years
- 3 40 - 54 years
- 4 55 years and older

Derivation:

This variable collapses answers to D.11 into four categories.

Note:

See D.11 for complete question text.

v498 by v7, Absolute Values (Row Percent), weighted by v8

	v498	1	2	3	4	N Sum	N Valid Sum
v7							
AT	147 (14.6)	249 (24.7)	280 (27.7)	334 (33.1)	1010	1010	
BE	149 (14.6)	246 (24.1)	271 (26.5)	355 (34.8)	1021	1021	
BG	147 (14.7)	256 (25.6)	239 (23.9)	358 (35.8)	1000	1000	
CY	94 (18.8)	140 (27.9)	126 (25.1)	141 (28.1)	501	501	
CZ	152 (15.0)	285 (28.1)	236 (23.3)	342 (33.7)	1015	1015	
DE-E	69 (13.0)	106 (20.0)	147 (27.7)	208 (39.2)	530	530	
DE-W	130 (13.2)	206 (20.9)	277 (28.0)	375 (38.0)	988	988	
DK	150 (14.9)	234 (23.2)	262 (26.0)	361 (35.8)	1007	1007	
EE	178 (17.8)	247 (24.7)	241 (24.1)	333 (33.3)	999	999	
ES	125 (12.4)	292 (29.0)	261 (25.9)	328 (32.6)	1006	1006	
FI	149 (14.9)	223 (22.2)	255 (25.4)	376 (37.5)	1003	1003	
FR	154 (15.4)	233 (23.3)	250 (25.0)	363 (36.3)	1000	1000	
GB-GBN	161 (16.1)	242 (24.2)	255 (25.5)	342 (34.2)	1000	1000	
GB-NIR	53 (18.2)	74 (25.4)	74 (25.4)	90 (30.9)	291	291	
GR	168 (16.8)	270 (27.0)	236 (23.6)	326 (32.6)	1000	1000	
HU	147 (14.5)	275 (27.1)	257 (25.3)	335 (33.0)	1014	1014	
IE	183 (18.8)	302 (30.9)	238 (24.4)	253 (25.9)	976	976	
IT	123 (11.8)	262 (25.2)	266 (25.6)	388 (37.3)	1039	1039	
LT	193 (18.8)	252 (24.5)	264 (25.7)	318 (31.0)	1027	1027	
LU	72 (14.4)	136 (27.2)	142 (28.4)	150 (30.0)	500	500	
LV	217 (21.7)	287 (28.7)	256 (25.6)	240 (24.0)	1000	1000	
MT	87 (17.4)	122 (24.4)	130 (25.9)	162 (32.3)	501	501	
NL	152 (14.8)	253 (24.7)	283 (27.6)	336 (32.8)	1024	1024	
PL	176 (17.6)	271 (27.1)	248 (24.8)	304 (30.4)	999	999	
PT	176 (16.8)	282 (27.0)	248 (23.7)	340 (32.5)	1046	1046	
RO	178 (17.6)	299 (29.5)	230 (22.7)	306 (30.2)	1013	1013	
SE	159 (15.7)	232 (23.0)	243 (24.1)	376 (37.2)	1010	1010	
SI	142 (13.9)	264 (25.9)	273 (26.7)	342 (33.5)	1021	1021	
SK	188 (18.2)	296 (28.6)	264 (25.5)	286 (27.7)	1034	1034	
N Sum	4219	6836	6752	8768	26575		
N Valid Sum	4219	6836	6752	8768		26575	

v499 - D11 AGE RECODED - SIX GROUPS

D.11R2 AGE – RECODED IN SIX GROUPS

- 1 15 - 24 years
- 2 25 - 34 years
- 3 35 - 44 years
- 4 45 - 54 years
- 5 55 - 64 years
- 6 65 years and older

Derivation:

This variable collapses answers to D.11 into six categories.

Note:

See D.11 for complete question text.

NO QUESTION D.12 TO D.14

D.15A & D.15B ASKED BEFORE Q.C

NO QUESTIONS D.16 TO D.24

v499 by v7, Absolute Values (Row Percent), weighted by v8

	v499	1	2	3	4	5	6	N Sum	N Valid Sum
v7									
AT	147 (14.6)	153 (15.1)	191 (18.9)	186 (18.4)	134 (13.3)	199 (19.7)		1010	1010
BE	149 (14.6)	151 (14.8)	181 (17.7)	184 (18.0)	146 (14.3)	209 (20.5)		1020	1020
BG	147 (14.7)	149 (14.9)	174 (17.4)	171 (17.1)	157 (15.7)	201 (20.1)		999	999
CY	94 (18.7)	82 (16.3)	79 (15.7)	105 (20.9)	66 (13.1)	76 (15.1)		502	502
CZ	152 (15.0)	164 (16.2)	193 (19.0)	164 (16.2)	166 (16.4)	176 (17.3)		1015	1015
DE-E	69 (13.0)	79 (14.9)	63 (11.9)	111 (20.9)	75 (14.2)	133 (25.1)		530	530
DE-W	130 (13.2)	136 (13.8)	146 (14.8)	201 (20.3)	133 (13.5)	242 (24.5)		988	988
DK	150 (14.9)	144 (14.3)	172 (17.1)	179 (17.8)	161 (16.0)	201 (20.0)		1007	1007
EE	178 (17.8)	170 (17.0)	148 (14.8)	171 (17.1)	132 (13.2)	202 (20.2)		1001	1001
ES	125 (12.4)	181 (18.0)	207 (20.6)	166 (16.5)	129 (12.8)	199 (19.8)		1007	1007
FI	149 (14.8)	153 (15.2)	132 (13.1)	194 (19.3)	174 (17.3)	202 (20.1)		1004	1004
FR	154 (15.4)	140 (14.0)	168 (16.8)	175 (17.5)	155 (15.5)	209 (20.9)		1001	1001
GB-GBN	161 (16.1)	164 (16.4)	178 (17.8)	156 (15.6)	143 (14.3)	198 (19.8)		1000	1000
GB-NIR	53 (18.2)	47 (16.2)	44 (15.1)	57 (19.6)	38 (13.1)	52 (17.9)		291	291
GR	168 (16.8)	173 (17.3)	186 (18.6)	147 (14.7)	130 (13.0)	196 (19.6)		1000	1000
HU	147 (14.5)	163 (16.1)	193 (19.0)	176 (17.3)	147 (14.5)	189 (18.6)		1015	1015
IE	183 (18.8)	203 (20.8)	181 (18.6)	155 (15.9)	118 (12.1)	135 (13.8)		975	975
IT	123 (11.8)	153 (14.7)	199 (19.2)	175 (16.9)	146 (14.1)	242 (23.3)		1038	1038
LT	193 (18.8)	158 (15.4)	153 (14.9)	205 (20.0)	126 (12.3)	192 (18.7)		1027	1027
LU	72 (14.4)	86 (17.2)	101 (20.2)	91 (18.2)	65 (13.0)	85 (17.0)		500	500
LV	217 (21.7)	190 (19.0)	173 (17.3)	181 (18.1)	125 (12.5)	115 (11.5)		1001	1001
MT	87 (17.4)	73 (14.6)	91 (18.2)	88 (17.6)	79 (15.8)	83 (16.6)		501	501
NL	152 (14.8)	143 (14.0)	195 (19.0)	198 (19.3)	160 (15.6)	177 (17.3)		1025	1025
PL	176 (17.6)	185 (18.5)	152 (15.2)	182 (18.2)	145 (14.5)	159 (15.9)		999	999
PT	176 (16.8)	53 (5.1)	250 (23.9)	227 (21.7)	136 (13.0)	204 (19.5)		1046	1046
RO	178 (17.6)	170 (16.8)	202 (19.9)	157 (15.5)	128 (12.6)	178 (17.6)		1013	1013
SE	159 (15.7)	116 (11.5)	192 (19.0)	167 (16.5)	159 (15.7)	217 (21.5)		1010	1010
SI	142 (13.9)	175 (17.2)	179 (17.5)	182 (17.8)	147 (14.4)	195 (19.1)		1020	1020
SK	188 (18.2)	172 (16.6)	210 (20.3)	178 (17.2)	139 (13.4)	147 (14.2)		1034	1034
N Sum	4219	4126	4733	4729	3759	5013		26579	
N Valid Sum		4219	4126	4733	4729	3759	5013		26579

v500 - D25 TYPE OF COMMUNITY

D.25

Would you say you live in a...?

(READ OUT)

- 1 Rural area or village
- 2 Small or middle sized town
- 3 Large town
- 8 DK

Note:

Original code "4" recoded to "8".

NO QUESTIONS D.26 TO D.39

Comparability:

Last trend: EB74.2, D.25

v500 by v7, Absolute Values (Row Percent), weighted by v8

	v500	1	2	3	8	N Sum	N Valid Sum
v7							
					M		
AT	452 (44.8)	258 (25.5)	300 (29.7)			1010	1010
BE	447 (44.2)	371 (36.7)	194 (19.2)	8		1020	1012
BG	283 (28.4)	240 (24.1)	474 (47.5)	3		1000	997
CY	146 (29.1)	175 (34.9)	180 (35.9)			501	501
CZ	332 (32.7)	416 (40.9)	268 (26.4)			1016	1016
DE-E	111 (20.9)	243 (45.8)	176 (33.2)	0		530	530
DE-W	316 (32.0)	450 (45.5)	223 (22.5)			989	989
DK	195 (19.4)	496 (49.3)	315 (31.3)	1		1007	1006
EE	371 (37.1)	308 (30.8)	321 (32.1)			1000	1000
ES	553 (55.0)	204 (20.3)	249 (24.8)			1006	1006
FI	194 (19.3)	532 (53.0)	277 (27.6)			1003	1003
FR	397 (39.7)	458 (45.8)	144 (14.4)	2		1001	999
GB-GBN	243 (24.3)	393 (39.3)	363 (36.3)	1		1000	999
GB-NIR	110 (37.9)	79 (27.2)	101 (34.8)	1		291	290
GR	297 (29.7)	181 (18.1)	521 (52.2)			999	999
HU	332 (32.7)	343 (33.8)	340 (33.5)			1015	1015
IE	369 (38.3)	148 (15.4)	447 (46.4)	11		975	964
IT	136 (13.1)	699 (67.4)	202 (19.5)	1		1038	1037
LT	315 (30.7)	376 (36.6)	336 (32.7)			1027	1027
LU	211 (42.2)	222 (44.4)	67 (13.4)	1		501	500
LV	367 (36.7)	315 (31.5)	317 (31.7)			999	999
MT	309 (62.6)	123 (24.9)	62 (12.6)	6		500	494
NL	434 (42.4)	353 (34.5)	237 (23.1)			1024	1024
PL	377 (37.7)	365 (36.5)	257 (25.7)	1		1000	999
PT	428 (41.0)	438 (41.9)	179 (17.1)	1		1046	1045
RO	441 (43.6)	260 (25.7)	311 (30.7)			1012	1012
SE	205 (20.3)	503 (49.9)	301 (29.8)	1		1010	1009
SI	463 (45.4)	249 (24.4)	308 (30.2)			1020	1020
SK	466 (45.1)	415 (40.1)	153 (14.8)			1034	1034
N Sum	9300	9613	7623	38		26574	
N Valid Sum	9300	9613	7623				26536

v501 - D40A HOUSEHOLD COMPOSITION: AGED 15+

D.40A

Could you tell me how many people aged 15 years or more live in your household, yourself included?

(READ OUT – WRITE DOWN)

- 1 One
- 2 Two
- 3 Three
- 4 Four
- 5 Five
- 6 Six
- 7 Seven
- 8 Eight
- 9 Nine
- 12 Twelve
- 14 Fourteen
- 17 Seventeen

Comparability:

Last trend: EB74.2, D.40A

v501 by v7, Absolute Values (Row Percent), weighted by v8

v7	v501	1	2	3	4	5	6	7	8	9	12	14	17	N Sum
AT	311 (30.8)	510 (50.5)	116 (11.5)	55 (5.4)	14 (1.4)	4 (0.4)								1010
BE	226 (22.2)	469 (46.0)	164 (16.1)	111 (10.9)	37 (3.6)	9 (0.9)	4 (0.4)							1020
BG	121 (12.1)	442 (44.2)	213 (21.3)	165 (16.5)	42 (4.2)	12 (1.2)	2 (0.2)	1 (0.1)	1 (0.1)					999
CY	37 (7.4)	244 (48.7)	104 (20.8)	74 (14.8)	34 (6.8)	8 (1.6)								501
CZ	174 (17.1)	483 (47.6)	213 (21.0)	115 (11.3)	24 (2.4)	6 (0.6)								1015
DE-E	122 (23.0)	294 (55.5)	76 (14.3)	25 (4.7)	5 (0.9)	2 (0.4)	3 (0.6)					3 (0.6)		530
DE-W	172 (17.4)	512 (51.8)	172 (17.4)	103 (10.4)	26 (2.6)	3 (0.3)								988
DK	351 (34.9)	491 (48.8)	126 (12.5)	36 (3.6)	1 (0.1)	1 (0.1)								1006
EE	278 (27.8)	454 (45.4)	177 (17.7)	72 (7.2)	15 (1.5)	2 (0.2)	2 (0.2)							1000
ES	153 (15.2)	469 (46.6)	223 (22.1)	117 (11.6)	37 (3.7)	5 (0.5)	3 (0.3)							1007
FI	323 (32.2)	558 (55.6)	88 (8.8)	32 (3.2)	2 (0.2)									1003
FR	300 (30.0)	497 (49.7)	135 (13.5)	48 (4.8)	20 (2.0)	1 (0.1)								1001
GB-GBN	318 (31.8)	470 (47.0)	134 (13.4)	63 (6.3)	13 (1.3)	2 (0.2)								1000
GB-NIR	84 (28.9)	128 (44.0)	43 (14.8)	22 (7.6)	11 (3.8)	3 (1.0)								291
GR	215 (21.5)	498 (49.8)	168 (16.8)	95 (9.5)	24 (2.4)	1 (0.1)								1001
HU	278 (27.4)	470 (46.4)	151 (14.9)	84 (8.3)	23 (2.3)	8 (0.8)								1014
IE	170 (17.4)	438 (44.9)	197 (20.2)	126 (12.9)	33 (3.4)	9 (0.9)	1 (0.1)	1 (0.1)		1 (0.1)				976
IT	176 (16.9)	421 (40.5)	230 (22.1)	176 (16.9)	26 (2.5)	9 (0.9)	1 (0.1)							1039
LT	254 (24.8)	454 (44.2)	191 (18.6)	98 (9.6)	23 (2.2)	6 (0.6)								1026
LU	89 (17.7)	250 (49.7)	77 (15.3)	59 (11.7)	20 (4.0)	6 (1.2)	1 (0.2)	1 (0.2)						503
LV	183 (18.3)	473 (47.3)	199 (19.9)	94 (9.4)	40 (4.0)	8 (0.8)	2 (0.2)	1 (0.1)			1 (0.1)			1001
MT	59 (11.8)	199 (39.8)	114 (22.8)	93 (18.6)	28 (5.6)	6 (1.2)	1 (0.2)							500
NL	261 (25.5)	541 (52.9)	114 (11.1)	88 (8.6)	12 (1.2)	7 (0.7)								1023
PL	211 (21.1)	430 (43.0)	190 (19.0)	111 (11.1)	49 (4.9)	8 (0.8)	1 (0.1)							1000
PT	214 (20.5)	530 (50.7)	205 (19.6)	77 (7.4)	17 (1.6)	3 (0.3)								1046
RO	201 (19.8)	475 (46.9)	228 (22.5)	89 (8.8)	14 (1.4)	4 (0.4)	1 (0.1)	1 (0.1)						1013
SE	293 (29.0)	502 (49.7)	140 (13.8)	57 (5.6)	16 (1.6)		3 (0.3)							1011
SI	203 (19.9)	417 (40.8)	193 (18.9)	137 (13.4)	61 (6.0)	7 (0.7)	1 (0.1)	2 (0.2)						1021
SK	119 (11.5)	408 (39.4)	246 (23.8)	200 (19.3)	46 (4.4)	13 (1.3)	2 (0.2)	1 (0.1)						1035
N Sum	5896	12527	4627	2622	713	153	28	8	1	1	1	3		26580
N Valid Sum	5896	12527	4627	2622	713	153	28	8	1	1	1	3		

	v501	N Valid Sum
v7		
AT		1010
BE		1020
BG		999
CY		501
CZ		1015
DE-E		530
DE-W		988
DK		1006
EE		1000
ES		1007
FI		1003
FR		1001
GB-GBN		1000
GB-NIR		291
GR		1001
HU		1014
IE		976
IT		1039
LT		1026
LU		503
LV		1001
MT		500
NL		1023
PL		1000
PT		1046
RO		1013
SE		1011
SI		1021
SK		1035
N Sum		
N Valid Sum		26580

v502 - D40A HOUSEHOLD COMPOSITION: AGED 15+ (REC)

D.40AR HOUSEHOLD COMPOSITION: AGED 15+ – RECODED

n of people in household

- 1 One
- 2 Two
- 3 Three
- 4 Four or more

Derivation:

This variable groups answers to question D.40A.

Note:

See D.40A (V501) for complete question text.

v502 by v7, Absolute Values (Row Percent), weighted by v8

v7	v502	1	2	3	4	N Sum	N Valid Sum
AT	311 (30.8)	510 (50.5)	116 (11.5)	72 (7.1)		1009	1009
BE	226 (22.2)	469 (46.0)	164 (16.1)	161 (15.8)		1020	1020
BG	121 (12.1)	442 (44.2)	213 (21.3)	223 (22.3)		999	999
CY	37 (7.4)	244 (48.7)	104 (20.8)	116 (23.2)		501	501
CZ	174 (17.1)	483 (47.5)	213 (21.0)	146 (14.4)		1016	1016
DE-E	122 (23.0)	294 (55.5)	76 (14.3)	38 (7.2)		530	530
DE-W	172 (17.4)	512 (51.8)	172 (17.4)	132 (13.4)		988	988
DK	351 (34.9)	491 (48.8)	126 (12.5)	38 (3.8)		1006	1006
EE	278 (27.8)	454 (45.4)	177 (17.7)	91 (9.1)		1000	1000
ES	153 (15.2)	469 (46.6)	223 (22.2)	161 (16.0)		1006	1006
FI	323 (32.2)	558 (55.6)	88 (8.8)	35 (3.5)		1004	1004
FR	300 (30.0)	497 (49.7)	135 (13.5)	68 (6.8)		1000	1000
GB-GBN	318 (31.8)	470 (47.0)	134 (13.4)	78 (7.8)		1000	1000
GB-NIR	84 (28.9)	128 (44.0)	43 (14.8)	36 (12.4)		291	291
GR	215 (21.5)	498 (49.8)	168 (16.8)	119 (11.9)		1000	1000
HU	278 (27.4)	470 (46.4)	151 (14.9)	114 (11.3)		1013	1013
IE	170 (17.4)	438 (44.9)	197 (20.2)	170 (17.4)		975	975
IT	176 (16.9)	421 (40.5)	230 (22.1)	212 (20.4)		1039	1039
LT	254 (24.8)	454 (44.2)	191 (18.6)	127 (12.4)		1026	1026
LU	89 (17.7)	250 (49.8)	77 (15.3)	86 (17.1)		502	502
LV	183 (18.3)	473 (47.3)	199 (19.9)	145 (14.5)		1000	1000
MT	59 (11.8)	199 (39.8)	114 (22.8)	128 (25.6)		500	500
NL	261 (25.5)	541 (52.9)	114 (11.1)	107 (10.5)		1023	1023
PL	211 (21.1)	430 (43.0)	190 (19.0)	169 (16.9)		1000	1000
PT	214 (20.5)	530 (50.7)	205 (19.6)	97 (9.3)		1046	1046
RO	201 (19.8)	475 (46.9)	228 (22.5)	109 (10.8)		1013	1013
SE	293 (29.0)	502 (49.7)	140 (13.8)	76 (7.5)		1011	1011
SI	203 (19.9)	417 (40.8)	193 (18.9)	208 (20.4)		1021	1021
SK	119 (11.5)	408 (39.5)	246 (23.8)	261 (25.2)		1034	1034
N Sum	5896	12527	4627	3523		26573	
N Valid Sum	5896	12527	4627	3523			26573

v503 - D40B HOUSEHOLD COMPOSITION: AGED <10

D.40B

Could you tell me how many children less than 10 years old live in your household?

(READ OUT – WRITE DOWN)

0 None

1 One

2 Two

3 Three

4 Four

5 Five

6 Six

9 Nine

Comparability:

Last trend: EB74.2, D.40B

v503 by v7, Absolute Values (Row Percent), weighted by v8

v7	v503	0	1	2	3	4	5	6	9	N Sum	N Valid Sum
AT	878 (86.9)	92 (9.1)	39 (3.9)	1 (0.1)						1010	1010
BE	822 (80.7)	116 (11.4)	60 (5.9)	16 (1.6)	2 (0.2)			3 (0.3)		1019	1019
BG	807 (80.6)	138 (13.8)	46 (4.6)	6 (0.6)	4 (0.4)					1001	1001
CY	388 (77.4)	68 (13.6)	37 (7.4)	7 (1.4)	1 (0.2)					501	501
CZ	807 (79.4)	142 (14.0)	63 (6.2)	4 (0.4)						1016	1016
DE-E	451 (85.1)	58 (10.9)	16 (3.0)	2 (0.4)	1 (0.2)			2 (0.4)		530	530
DE-W	855 (86.5)	85 (8.6)	39 (3.9)	6 (0.6)	2 (0.2)	2 (0.2)				989	989
DK	805 (79.9)	103 (10.2)	84 (8.3)	11 (1.1)	4 (0.4)					1007	1007
EE	752 (75.2)	141 (14.1)	92 (9.2)	12 (1.2)	3 (0.3)					1000	1000
ES	807 (80.2)	136 (13.5)	57 (5.7)	4 (0.4)	1 (0.1)			1 (0.1)		1006	1006
FI	801 (79.9)	90 (9.0)	82 (8.2)	27 (2.7)	2 (0.2)					1002	1002
FR	771 (77.1)	132 (13.2)	75 (7.5)	18 (1.8)	2 (0.2)		1 (0.1)	1 (0.1)		1000	1000
GB-GBN	773 (77.3)	114 (11.4)	88 (8.8)	25 (2.5)						1000	1000
GB-NIR	225 (77.3)	27 (9.3)	30 (10.3)	9 (3.1)						291	291
GR	846 (84.5)	91 (9.1)	57 (5.7)	7 (0.7)						1001	1001
HU	809 (79.7)	143 (14.1)	50 (4.9)	8 (0.8)	5 (0.5)					1015	1015
IE	729 (74.8)	121 (12.4)	90 (9.2)	29 (3.0)	5 (0.5)	1 (0.1)				975	975
IT	875 (84.2)	114 (11.0)	46 (4.4)	3 (0.3)	1 (0.1)					1039	1039
LT	820 (79.9)	143 (13.9)	52 (5.1)	8 (0.8)	1 (0.1)	2 (0.2)				1026	1026
LU	348 (69.6)	74 (14.8)	62 (12.4)	15 (3.0)	1 (0.2)					500	500
LV	736 (73.5)	180 (18.0)	69 (6.9)	11 (1.1)	4 (0.4)	1 (0.1)				1001	1001
MT	390 (78.0)	74 (14.8)	34 (6.8)	2 (0.4)						500	500
NL	813 (79.3)	99 (9.7)	89 (8.7)	16 (1.6)	8 (0.8)					1025	1025
PL	796 (79.7)	118 (11.8)	68 (6.8)	14 (1.4)	1 (0.1)	2 (0.2)				999	999
PT	860 (82.3)	141 (13.5)	35 (3.3)	8 (0.8)	1 (0.1)					1045	1045
RO	817 (80.7)	150 (14.8)	38 (3.8)	7 (0.7)	1 (0.1)					1013	1013
SE	778 (77.1)	115 (11.4)	95 (9.4)	20 (2.0)	1 (0.1)					1009	1009
SI	835 (81.9)	125 (12.3)	51 (5.0)	7 (0.7)	1 (0.1)			1 (0.1)		1020	1020
SK	812 (78.5)	160 (15.5)	58 (5.6)	4 (0.4)						1034	1034
N Sum	21206	3290	1702	307	52	8	1	8		26574	
N Valid Sum	21206	3290	1702	307	52	8	1	8			26574

v504 - D40B HOUSEHOLD COMPOSITION: AGED <10 (REC)

D.40BR HOUSEHOLD COMPOSITION: AGED <10 – RECODED

n of people in household

- 0 None
- 1 One
- 2 Two
- 3 Three
- 4 Four or more

Derivation:

This variable groups answers to question D.40B.

Note:

See D.40B (V503) for complete question text.

v504 by v7, Absolute Values (Row Percent), weighted by v8

v7	v504	0	1	2	3	4	N Sum	N Valid Sum
AT	878 (86.9)	92 (9.1)	39 (3.9)	1 (0.1)			1010	1010
BE	822 (80.6)	116 (11.4)	60 (5.9)	16 (1.6)	6 (0.6)		1020	1020
BG	807 (80.6)	138 (13.8)	46 (4.6)	6 (0.6)	4 (0.4)		1001	1001
CY	388 (77.4)	68 (13.6)	37 (7.4)	7 (1.4)	1 (0.2)		501	501
CZ	807 (79.4)	142 (14.0)	63 (6.2)	4 (0.4)			1016	1016
DE-E	451 (85.1)	58 (10.9)	16 (3.0)	2 (0.4)	3 (0.6)		530	530
DE-W	855 (86.5)	85 (8.6)	39 (3.9)	6 (0.6)	4 (0.4)		989	989
DK	805 (79.9)	103 (10.2)	84 (8.3)	11 (1.1)	4 (0.4)		1007	1007
EE	752 (75.2)	141 (14.1)	92 (9.2)	12 (1.2)	3 (0.3)		1000	1000
ES	807 (80.2)	136 (13.5)	57 (5.7)	4 (0.4)	2 (0.2)		1006	1006
FI	801 (79.9)	90 (9.0)	82 (8.2)	27 (2.7)	2 (0.2)		1002	1002
FR	771 (77.1)	132 (13.2)	75 (7.5)	18 (1.8)	4 (0.4)		1000	1000
GB-GBN	773 (77.3)	114 (11.4)	88 (8.8)	25 (2.5)			1000	1000
GB-NIR	225 (77.3)	27 (9.3)	30 (10.3)	9 (3.1)			291	291
GR	846 (84.5)	91 (9.1)	57 (5.7)	7 (0.7)			1001	1001
HU	809 (79.7)	143 (14.1)	50 (4.9)	8 (0.8)	5 (0.5)		1015	1015
IE	729 (74.8)	121 (12.4)	90 (9.2)	29 (3.0)	6 (0.6)		975	975
IT	875 (84.2)	114 (11.0)	46 (4.4)	3 (0.3)	1 (0.1)		1039	1039
LT	820 (79.9)	143 (13.9)	52 (5.1)	8 (0.8)	3 (0.3)		1026	1026
LU	348 (69.6)	74 (14.8)	62 (12.4)	15 (3.0)	1 (0.2)		500	500
LV	736 (73.5)	180 (18.0)	69 (6.9)	11 (1.1)	5 (0.5)		1001	1001
MT	390 (78.0)	74 (14.8)	34 (6.8)	2 (0.4)			500	500
NL	813 (79.3)	99 (9.7)	89 (8.7)	16 (1.6)	8 (0.8)		1025	1025
PL	796 (79.7)	118 (11.8)	68 (6.8)	14 (1.4)	3 (0.3)		999	999
PT	860 (82.3)	141 (13.5)	35 (3.3)	8 (0.8)	1 (0.1)		1045	1045
RO	817 (80.7)	150 (14.8)	38 (3.8)	7 (0.7)	1 (0.1)		1013	1013
SE	778 (77.1)	115 (11.4)	95 (9.4)	20 (2.0)	1 (0.1)		1009	1009
SI	835 (81.9)	125 (12.3)	51 (5.0)	7 (0.7)	2 (0.2)		1020	1020
SK	812 (78.5)	160 (15.5)	58 (5.6)	4 (0.4)			1034	1034
N Sum	21206	3290	1702	307	70		26575	
N Valid Sum	21206	3290	1702	307	70			26575

v505 - D40C HOUSEHOLD COMPOSITION: AGED 10-14

D.40C

Could you tell me how many children aged 10 to 14 years old live in your household?

(READ OUT – WRITE DOWN)

- 0 None
- 1 One
- 2 Two
- 3 Three
- 4 Four
- 5 Five
- 6 Six
- 9 Nine
- 13 Thirteen

Comparability:

Last trend: EB74.2, D.40C

v505 by v7, Absolute Values (Row Percent), weighted by v8

v7	v505	0	1	2	3	4	5	6	9	N Sum	N Valid Sum
AT	896 (88.7)	82 (8.1)	31 (3.1)	1 (0.1)						1010	1010
BE	852 (83.4)	124 (12.1)	39 (3.8)	5 (0.5)				1 (0.1)		1021	1021
BG	872 (87.1)	114 (11.4)	13 (1.3)	2 (0.2)						1001	1001
CY	415 (82.8)	68 (13.6)	16 (3.2)	2 (0.4)						501	501
CZ	893 (88.0)	105 (10.3)	16 (1.6)	1 (0.1)						1015	1015
DE-E	492 (93.0)	34 (6.4)	2 (0.4)					1 (0.2)		529	529
DE-W	863 (87.3)	103 (10.4)	19 (1.9)	3 (0.3)						988	988
DK	874 (86.8)	104 (10.3)	27 (2.7)	2 (0.2)						1007	1007
EE	885 (88.6)	89 (8.9)	23 (2.3)	1 (0.1)	1 (0.1)					999	999
ES	886 (88.0)	103 (10.2)	15 (1.5)	2 (0.2)	1 (0.1)					1007	1007
FI	878 (87.5)	86 (8.6)	35 (3.5)	5 (0.5)						1004	1004
FR	858 (85.9)	105 (10.5)	34 (3.4)					2 (0.2)		999	999
GB-GBN	861 (86.1)	109 (10.9)	26 (2.6)	4 (0.4)						1000	1000
GB-NIR	243 (83.8)	34 (11.7)	13 (4.5)							290	290
GR	905 (90.5)	74 (7.4)	19 (1.9)	2 (0.2)						1000	1000
HU	865 (85.4)	124 (12.2)	19 (1.9)	5 (0.5)						1013	1013
IE	817 (83.9)	109 (11.2)	39 (4.0)	5 (0.5)	2 (0.2)	1 (0.1)	1 (0.1)			974	974
IT	918 (88.4)	104 (10.0)	14 (1.3)	1 (0.1)	1 (0.1)			1 (0.1)		1039	1039
LT	905 (88.2)	99 (9.6)	21 (2.0)		1 (0.1)					1026	1026
LU	403 (80.3)	77 (15.3)	21 (4.2)	1 (0.2)						502	502
LV	871 (87.1)	111 (11.1)	16 (1.6)	1 (0.1)	1 (0.1)					1000	1000
MT	409 (81.8)	72 (14.4)	19 (3.8)							500	500
NL	874 (85.4)	100 (9.8)	37 (3.6)	11 (1.1)				1 (0.1)		1023	1023
PL	872 (87.3)	97 (9.7)	26 (2.6)	2 (0.2)	1 (0.1)			1 (0.1)		999	999
PT	919 (87.9)	115 (11.0)	11 (1.1)							1045	1045
RO	904 (89.2)	92 (9.1)	15 (1.5)	2 (0.2)						1013	1013
SE	869 (86.0)	108 (10.7)	33 (3.3)	1 (0.1)						1011	1011
SI	894 (87.6)	110 (10.8)	16 (1.6)							1020	1020
SK	854 (82.6)	146 (14.1)	32 (3.1)	1 (0.1)				1 (0.1)		1034	1034
N Sum	23047	2798	647	60	8	1	1	8		26570	
N Valid Sum	23047	2798	647	60	8	1	1	8			26570

v506 - D40C HOUSEHOLD COMPOSITION: AGED 10-14 (REC)
D.40CR HOUSEHOLD COMPOSITION: AGED 10-14 – RECODED

n of people in household

- 0 None
- 1 One
- 2 Two
- 3 Three
- 4 Four or more

Derivation:

This variable groups answers to question D.40C.

Note:

See D.40C (V505) for complete question text.

v506 by v7, Absolute Values (Row Percent), weighted by v8

v7	v506	0	1	2	3	4	N Sum	N Valid Sum
AT	896 (88.7)	82 (8.1)	31 (3.1)	1 (0.1)			1010	1010
BE	852 (83.4)	124 (12.1)	39 (3.8)	5 (0.5)	1 (0.1)		1021	1021
BG	872 (87.1)	114 (11.4)	13 (1.3)	2 (0.2)			1001	1001
CY	415 (82.8)	68 (13.6)	16 (3.2)	2 (0.4)			501	501
CZ	893 (88.0)	105 (10.3)	16 (1.6)	1 (0.1)			1015	1015
DE-E	492 (92.8)	34 (6.4)	2 (0.4)		2 (0.4)		530	530
DE-W	863 (87.3)	103 (10.4)	19 (1.9)	3 (0.3)			988	988
DK	874 (86.8)	104 (10.3)	27 (2.7)	2 (0.2)			1007	1007
EE	885 (88.6)	89 (8.9)	23 (2.3)	1 (0.1)	1 (0.1)		999	999
ES	886 (88.0)	103 (10.2)	15 (1.5)	2 (0.2)	1 (0.1)		1007	1007
FI	878 (87.5)	86 (8.6)	35 (3.5)	5 (0.5)			1004	1004
FR	858 (85.9)	105 (10.5)	34 (3.4)		2 (0.2)		999	999
GB-GBN	861 (86.1)	109 (10.9)	26 (2.6)	4 (0.4)			1000	1000
GB-NIR	243 (83.8)	34 (11.7)	13 (4.5)				290	290
GR	905 (90.5)	74 (7.4)	19 (1.9)	2 (0.2)			1000	1000
HU	865 (85.4)	124 (12.2)	19 (1.9)	5 (0.5)			1013	1013
IE	817 (83.9)	109 (11.2)	39 (4.0)	5 (0.5)	4 (0.4)		974	974
IT	918 (88.4)	104 (10.0)	14 (1.3)	1 (0.1)	2 (0.2)		1039	1039
LT	905 (88.2)	99 (9.6)	21 (2.0)		1 (0.1)		1026	1026
LU	403 (80.3)	77 (15.3)	21 (4.2)	1 (0.2)			502	502
LV	871 (87.1)	111 (11.1)	16 (1.6)	1 (0.1)	1 (0.1)		1000	1000
MT	409 (81.8)	72 (14.4)	19 (3.8)				500	500
NL	874 (85.4)	100 (9.8)	37 (3.6)	11 (1.1)	1 (0.1)		1023	1023
PL	872 (87.3)	97 (9.7)	26 (2.6)	2 (0.2)	2 (0.2)		999	999
PT	919 (87.9)	115 (11.0)	11 (1.1)				1045	1045
RO	904 (89.2)	92 (9.1)	15 (1.5)	2 (0.2)			1013	1013
SE	869 (86.0)	108 (10.7)	33 (3.3)	1 (0.1)			1011	1011
SI	894 (87.6)	110 (10.8)	16 (1.6)				1020	1020
SK	854 (82.6)	146 (14.1)	32 (3.1)	1 (0.1)	1 (0.1)		1034	1034
N Sum	23047	2798	647	60	19		26571	
N Valid Sum	23047	2798	647	60	19			26571

v507 - D40 HOUSEHOLD COMPOSITION: SIZE A+B+C

D.40 HOUSEHOLD COMPOSITION: SIZE (A+B+C)

n of people in household

- 1 One
- 2 Two
- 3 Three
- 4 Four
- 5 Five
- 6 Six
- 7 Seven
- 8 Eight
- 9 Nine
- 10 Ten
- 11 Eleven
- 12 Twelve
- 13 Thirteen
- 14 Fourteen
- 15 Fifteen
- 16 Sixteen
- 20 Twenty

Derivation:

This variable summarizes V501, V503, and V505.

Note:

See V501, V503, and V505 for complete question text.

Generated by the Archive in accordance with former surveys.

v507 by v7, Absolute Values (Row Percent), weighted by v8

v7	v507	1	2	3	4	5	6	7	8	9	10	11	12	13
AT	294 (29.1)	388 (38.5)	150 (14.9)	126 (12.5)	34 (3.4)	14 (1.4)		1 (0.1)	2 (0.2)					
BE	201 (19.7)	320 (31.4)	164 (16.1)	199 (19.5)	86 (8.4)	25 (2.5)	9 (0.9)	9 (0.9)	1 (0.1)		2 (0.2)	1 (0.1)		
BG	115 (11.5)	327 (32.6)	226 (22.6)	205 (20.5)	64 (6.4)	40 (4.0)	10 (1.0)	8 (0.8)	3 (0.3)	2 (0.2)			1 (0.1)	
CY	33 (6.6)	151 (30.1)	117 (23.4)	105 (21.0)	65 (13.0)	21 (4.2)	7 (1.4)	1 (0.2)		1 (0.2)				
CZ	161 (15.9)	339 (33.4)	219 (21.6)	212 (20.9)	45 (4.4)	29 (2.9)	7 (0.7)	2 (0.2)	1 (0.1)					
DE-E	116 (22.0)	238 (45.2)	92 (17.5)	51 (9.7)	12 (2.3)	9 (1.7)	3 (0.6)				2 (0.4)	1 (0.2)		
DE-W	163 (16.5)	398 (40.2)	192 (19.4)	149 (15.1)	57 (5.8)	16 (1.6)	7 (0.7)	4 (0.4)			3 (0.3)			
DK	318 (31.6)	328 (32.6)	152 (15.1)	142 (14.1)	52 (5.2)	9 (0.9)	4 (0.4)	1 (0.1)						
EE	251 (25.1)	299 (29.9)	190 (19.0)	156 (15.6)	65 (6.5)	23 (2.3)	10 (1.0)	4 (0.4)	1 (0.1)	1 (0.1)				
ES	146 (14.5)	312 (31.0)	227 (22.6)	229 (22.8)	62 (6.2)	20 (2.0)	5 (0.5)	3 (0.3)						
FI	289 (28.8)	378 (37.7)	135 (13.5)	118 (11.8)	64 (6.4)	16 (1.6)		1 (0.1)	1 (0.1)					
FR	264 (26.4)	330 (33.0)	173 (17.3)	136 (13.6)	68 (6.8)	18 (1.8)	4 (0.4)	3 (0.3)	1 (0.1)	1 (0.1)				2 (0.2)
GB-GBN	269 (26.9)	310 (31.0)	166 (16.6)	167 (16.7)	63 (6.3)	19 (1.9)	6 (0.6)							
GB-NIR	71 (24.3)	86 (29.5)	44 (15.1)	50 (17.1)	21 (7.2)	13 (4.5)	6 (2.1)		1 (0.3)					
GR	206 (20.6)	344 (34.4)	212 (21.2)	176 (17.6)	50 (5.0)	10 (1.0)	2 (0.2)							
HU	249 (24.6)	321 (31.7)	194 (19.1)	149 (14.7)	62 (6.1)	28 (2.8)	6 (0.6)	5 (0.5)						
IE	138 (14.2)	271 (27.8)	185 (19.0)	223 (22.9)	94 (9.7)	45 (4.6)	11 (1.1)	4 (0.4)		1 (0.1)	1 (0.1)	1 (0.1)		
IT	159 (15.3)	296 (28.5)	247 (23.8)	261 (25.1)	48 (4.6)	17 (1.6)	8 (0.8)	2 (0.2)		1 (0.1)				1 (0.1)
LT	223 (21.7)	331 (32.3)	219 (21.3)	160 (15.6)	55 (5.4)	25 (2.4)	7 (0.7)	4 (0.4)	1 (0.1)	1 (0.1)				
LU	76 (15.2)	142 (28.3)	72 (14.4)	108 (21.6)	73 (14.6)	17 (3.4)	8 (1.6)	4 (0.8)	1 (0.2)					
LV	161 (16.1)	319 (31.8)	228 (22.8)	167 (16.7)	70 (7.0)	34 (3.4)	8 (0.8)	8 (0.8)		1 (0.1)	2 (0.2)	2 (0.2)		
MT	52 (10.4)	104 (20.8)	127 (25.5)	136 (27.3)	60 (12.0)	13 (2.6)	6 (1.2)	1 (0.2)						
NL	245 (23.9)	332 (32.5)	149 (14.6)	193 (18.9)	68 (6.6)	24 (2.3)	9 (0.9)	1 (0.1)		1 (0.1)	1 (0.1)			
PL	200 (20.0)	272 (27.2)	203 (20.3)	193 (19.3)	82 (8.2)	33 (3.3)	10 (1.0)	5 (0.5)					2 (0.2)	
PT	193 (18.5)	386 (36.9)	257 (24.6)	139 (13.3)	51 (4.9)	11 (1.1)	3 (0.3)	4 (0.4)	1 (0.1)					
RO	189 (18.6)	345 (34.0)	249 (24.6)	148 (14.6)	48 (4.7)	26 (2.6)	3 (0.3)	5 (0.5)	1 (0.1)					
SE	263 (26.1)	330 (32.7)	155 (15.4)	159 (15.8)	67 (6.6)	21 (2.1)	10 (1.0)	4 (0.4)						
SI	184 (18.0)	288 (28.2)	202 (19.8)	216 (21.2)	96 (9.4)	23 (2.3)	7 (0.7)	2 (0.2)	1 (0.1)				1 (0.1)	
SK	109 (10.5)	263 (25.4)	238 (23.0)	259 (25.0)	101 (9.7)	46 (4.4)	11 (1.1)	6 (0.6)	2 (0.2)		1 (0.1)			
N Sum	5338	8548	5184	4732	1783	645	187	92	18	10	12	9	3	
N Valid Sum	5338	8548	5184	4732	1783	645	187	92	18	10	12	9	3	

	v507	14	15	16	20	N Sum	N Valid Sum
v7							
AT						1009	1009
BE					1 (0.1)	1018	1018
BG				1 (0.1)		1002	1002
CY						501	501
CZ						1015	1015
DE-E	0 (0.0)				3 (0.6)	527	527
DE-W						989	989
DK						1006	1006
EE						1000	1000
ES			1 (0.1)			1005	1005
FI						1002	1002
FR					1 (0.1)	1001	1001
GB-GBN						1000	1000
GB-NIR						292	292
GR						1000	1000
HU						1014	1014
IE						974	974
IT						1040	1040
LT						1026	1026
LU						501	501
LV		2 (0.2)				1002	1002
MT						499	499
NL						1023	1023
PL						1000	1000
PT						1045	1045
RO						1014	1014
SE						1009	1009
SI						1020	1020
SK						1036	1036
N Sum		2	1	1	5	26570	
N Valid Sum		2	1	1	5		26570

v508 - D40 HOUSEHOLD COMPOSITION: SIZE A+B+C (REC)

D.40R HOUSEHOLD COMPOSITION: SIZE (A+B+C) – RECODED

n of people in household

- 1 One
- 2 Two
- 3 Three
- 4 Four
- 5 Five
- 6 Six
- 7 Seven or more

Derivation:

This variable groups the summarized variable V507.

Note:

See V501, V503, and V505 for complete question text.

NO QUESTION D.41 TO D.42

v508 by v7, Absolute Values (Row Percent), weighted by v8

	v508	1	2	3	4	5	6	7	N Sum	N Valid Sum
v7										
AT	294 (29.1)	388 (38.5)	150 (14.9)	126 (12.5)	34 (3.4)	14 (1.4)	3 (0.3)		1009	1009
BE	201 (19.7)	320 (31.4)	164 (16.1)	199 (19.5)	86 (8.4)	25 (2.5)	23 (2.3)		1018	1018
BG	115 (11.5)	327 (32.7)	226 (22.6)	205 (20.5)	64 (6.4)	40 (4.0)	24 (2.4)		1001	1001
CY	33 (6.6)	151 (30.1)	117 (23.4)	105 (21.0)	65 (13.0)	21 (4.2)	9 (1.8)		501	501
CZ	161 (15.9)	339 (33.4)	219 (21.6)	212 (20.9)	45 (4.4)	29 (2.9)	10 (1.0)		1015	1015
DE-E	116 (22.0)	238 (45.1)	92 (17.4)	51 (9.7)	12 (2.3)	9 (1.7)	10 (1.9)		528	528
DE-W	163 (16.5)	398 (40.2)	192 (19.4)	149 (15.1)	57 (5.8)	16 (1.6)	14 (1.4)		989	989
DK	318 (31.6)	328 (32.6)	152 (15.1)	142 (14.1)	52 (5.2)	9 (0.9)	5 (0.5)		1006	1006
EE	251 (25.1)	299 (29.9)	190 (19.0)	156 (15.6)	65 (6.5)	23 (2.3)	16 (1.6)		1000	1000
ES	146 (14.5)	312 (31.0)	227 (22.6)	229 (22.8)	62 (6.2)	20 (2.0)	9 (0.9)		1005	1005
FI	289 (28.8)	378 (37.7)	135 (13.5)	118 (11.8)	64 (6.4)	16 (1.6)	2 (0.2)		1002	1002
FR	264 (26.4)	330 (33.0)	173 (17.3)	136 (13.6)	68 (6.8)	18 (1.8)	12 (1.2)		1001	1001
GB-GBN	269 (26.9)	310 (31.0)	166 (16.6)	167 (16.7)	63 (6.3)	19 (1.9)	6 (0.6)		1000	1000
GB-NIR	71 (24.3)	86 (29.5)	44 (15.1)	50 (17.1)	21 (7.2)	13 (4.5)	7 (2.4)		292	292
GR	206 (20.6)	344 (34.4)	212 (21.2)	176 (17.6)	50 (5.0)	10 (1.0)	2 (0.2)		1000	1000
HU	249 (24.6)	321 (31.7)	194 (19.1)	149 (14.7)	62 (6.1)	28 (2.8)	11 (1.1)		1014	1014
IE	138 (14.2)	271 (27.8)	185 (19.0)	223 (22.9)	94 (9.6)	45 (4.6)	19 (1.9)		975	975
IT	159 (15.3)	296 (28.5)	247 (23.8)	261 (25.1)	48 (4.6)	17 (1.6)	12 (1.2)		1040	1040
LT	223 (21.7)	331 (32.3)	219 (21.3)	160 (15.6)	55 (5.4)	25 (2.4)	13 (1.3)		1026	1026
LU	76 (15.2)	142 (28.3)	72 (14.4)	108 (21.6)	73 (14.6)	17 (3.4)	13 (2.6)		501	501
LV	161 (16.1)	319 (31.8)	228 (22.8)	167 (16.7)	70 (7.0)	34 (3.4)	23 (2.3)		1002	1002
MT	52 (10.4)	104 (20.8)	127 (25.5)	136 (27.3)	60 (12.0)	13 (2.6)	7 (1.4)		499	499
NL	245 (23.9)	332 (32.4)	149 (14.6)	193 (18.8)	68 (6.6)	24 (2.3)	13 (1.3)		1024	1024
PL	200 (20.0)	272 (27.2)	203 (20.3)	193 (19.3)	82 (8.2)	33 (3.3)	17 (1.7)		1000	1000
PT	193 (18.5)	386 (36.9)	257 (24.6)	139 (13.3)	51 (4.9)	11 (1.1)	8 (0.8)		1045	1045
RO	189 (18.7)	345 (34.1)	249 (24.6)	148 (14.6)	48 (4.7)	26 (2.6)	8 (0.8)		1013	1013
SE	263 (26.1)	330 (32.7)	155 (15.4)	159 (15.8)	67 (6.6)	21 (2.1)	13 (1.3)		1008	1008
SI	184 (18.0)	288 (28.2)	202 (19.8)	216 (21.2)	96 (9.4)	23 (2.3)	12 (1.2)		1021	1021
SK	109 (10.5)	263 (25.4)	238 (23.0)	259 (25.0)	101 (9.8)	46 (4.4)	19 (1.8)		1035	1035
N Sum	5338	8548	5184	4732	1783	645	340		26570	
N Valid Sum	5338	8548	5184	4732	1783	645	340			26570

v509 - D43A PHONE AVAILABLE - FIXED IN HH

Now let's talk about another topic.

D.43A

Do you own a fixed telephone in your household?

- 1 Yes
- 2 No

Comparability:

Last trend: EB74.2, D.43A

v509 by v7, Absolute Values (Row Percent), weighted by v8

v7	v509	1	2	N Sum	N Valid Sum
AT	503 (49.8)	507 (50.2)		1010	1010
BE	672 (65.9)	348 (34.1)		1020	1020
BG	518 (51.8)	482 (48.2)		1000	1000
CY	426 (85.0)	75 (15.0)		501	501
CZ	136 (13.4)	879 (86.6)		1015	1015
DE-E	450 (84.9)	80 (15.1)		530	530
DE-W	929 (93.9)	60 (6.1)		989	989
DK	604 (60.0)	403 (40.0)		1007	1007
EE	518 (51.8)	482 (48.2)		1000	1000
ES	707 (70.3)	299 (29.7)		1006	1006
FI	220 (21.9)	783 (78.1)		1003	1003
FR	892 (89.2)	108 (10.8)		1000	1000
GB-GBN	862 (86.2)	138 (13.8)		1000	1000
GB-NIR	240 (82.5)	51 (17.5)		291	291
GR	840 (84.0)	160 (16.0)		1000	1000
HU	483 (47.6)	531 (52.4)		1014	1014
IE	643 (65.9)	332 (34.1)		975	975
IT	709 (68.2)	330 (31.8)		1039	1039
LT	393 (38.3)	633 (61.7)		1026	1026
LU	436 (87.0)	65 (13.0)		501	501
LV	435 (43.5)	565 (56.5)		1000	1000
MT	484 (96.8)	16 (3.2)		500	500
NL	903 (88.2)	121 (11.8)		1024	1024
PL	457 (45.7)	543 (54.3)		1000	1000
PT	600 (57.4)	446 (42.6)		1046	1046
RO	413 (40.7)	601 (59.3)		1014	1014
SE	990 (98.0)	20 (2.0)		1010	1010
SI	824 (80.8)	196 (19.2)		1020	1020
SK	340 (32.9)	694 (67.1)		1034	1034
N Sum	16627	9948		26575	
N Valid Sum	16627	9948			26575

v510 - D43B PHONE AVAILABLE - PRIVATE MOBILE

D.43B

Do you own a personal mobile telephone?

- 1 Yes
- 2 No

Note:

NO QUESTION D.44 TO D.45

Comparability:

Last trend: EB74.2, D.43B

v510 by v7, Absolute Values (Row Percent), weighted by v8

	v510	1	2	N Sum	N Valid Sum
v7					
AT	929 (92.0)	81 (8.0)		1010	1010
BE	907 (88.9)	113 (11.1)		1020	1020
BG	831 (83.1)	169 (16.9)		1000	1000
CY	460 (91.8)	41 (8.2)		501	501
CZ	969 (95.5)	46 (4.5)		1015	1015
DE-E	467 (88.1)	63 (11.9)		530	530
DE-W	872 (88.2)	117 (11.8)		989	989
DK	969 (96.2)	38 (3.8)		1007	1007
EE	944 (94.4)	56 (5.6)		1000	1000
ES	834 (82.9)	172 (17.1)		1006	1006
FI	971 (96.8)	32 (3.2)		1003	1003
FR	863 (86.3)	137 (13.7)		1000	1000
GB-GBN	895 (89.5)	105 (10.5)		1000	1000
GB-NIR	261 (89.7)	30 (10.3)		291	291
GR	880 (88.0)	120 (12.0)		1000	1000
HU	872 (86.0)	142 (14.0)		1014	1014
IE	917 (94.1)	58 (5.9)		975	975
IT	953 (91.7)	86 (8.3)		1039	1039
LT	930 (90.6)	96 (9.4)		1026	1026
LU	475 (94.8)	26 (5.2)		501	501
LV	944 (94.4)	56 (5.6)		1000	1000
MT	458 (91.6)	42 (8.4)		500	500
NL	972 (94.9)	52 (5.1)		1024	1024
PL	843 (84.3)	157 (15.7)		1000	1000
PT	851 (81.4)	195 (18.6)		1046	1046
RO	761 (75.1)	252 (24.9)		1013	1013
SE	973 (96.3)	37 (3.7)		1010	1010
SI	929 (91.1)	91 (8.9)		1020	1020
SK	937 (90.6)	97 (9.4)		1034	1034
N Sum	23867	2707		26574	
N Valid Sum	23867	2707			26574

v511 - D46 OWNERSHIP DURABLES: TELEVISION

D.46_1 OWNERSHIP DURABLES: TELEVISION

9 Data not available

Note:

No data provided to the archive.

Comparability:

Last trend: EB73.5, D.46

v512 - D46 OWNERSHIP DURABLES: DVD PLAYER

D.46_2 OWNERSHIP DURABLES: DVD PLAYER

9 Data not available

Note:

No data provided to the archive.

Comparability:

Last trend: EB73.5, D.46

v513 - D46 OWNERSHIP DURABLES: MUSIC CD PLAYER

D.46_3 OWNERSHIP DURABLES: MUSIC CD PLAYER

9 Data not available

Note:

No data provided to the archive.

Comparability:

Last trend: EB73.5, D.46

v514 - D46 OWNERSHIP DURABLES: COMPUTER

D.46_4 OWNERSHIP DURABLES: COMPUTER

9 Data not available

Note:

No data provided to the archive.

Comparability:

Last trend: EB73.5, D.46

v515 - D46 OWNERSHIP DURABLES: INTERNET ACCESS

D.46_5 OWNERSHIP DURABLES: INTERNET ACCESS

9 Data not available

Note:

No data provided to the archive.

Comparability:

Last trend: EB73.5, D.46

v516 - D46 OWNERSHIP DURABLES: CAR

D.46_6 OWNERSHIP DURABLES: CAR

9 Data not available

Note:

No data provided to the archive.

Comparability:

Last trend: EB73.5, D.46

v517 - D46 OWNERSHIP DURABLES: AP/HOUSE PAID

D.46_7 OWNERSHIP DURABLES: APARTMENT/HOUSE PAID

9 Data not available

Note:

No data provided to the archive.

Comparability:

Last trend: EB73.5, D.46

v518 - D46 OWNERSHIP DURABLES: AP/HOUSE PAYING

D.46_8 OWNERSHIP DURABLES: APARTMENT/HOUSE PAYING

9 Data not available

Note:

No data provided to the archive.

Comparability:

Last trend: EB73.5, D.46

v519 - D46 OWNERSHIP DURABLES: NONE

D.46_9 OWNERSHIP DURABLES: NONE

9 Data not available

Note:

No data provided to the archive.

Comparability:

Last trend: EB73.5, D.46

v520 - D46 OWNERSHIP DURABLES: DK

D.46_10 OWNERSHIP DURABLES: DK

9 Data not available

Note:

No data provided to the archive.

NO QUESTION D.47 TO D.59

Comparability:

Last trend: EB73.5, D.46

v521 - D60 DIFFICULTIES PAYING BILLS - LAST YEAR

D.60

During the last twelve months, would you say you had difficulties to pay your bills at the end of the month...?

(SHOW CARD - READ OUT – ONE ANSWER ONLY)

- 1 Most of the time
- 2 From time to time
- 3 Almost never/never
- 7 Refusal (SPONTANEOUS)

Comparability:

Last trend: EB74.2, D.60

v521 by v7, Absolute Values (Row Percent), weighted by v8

v7	v521	1	2	3	7	N Sum	N Valid Sum
					M		
AT	57 (6.0)	278 (29.3)	614 (64.7)	61		1010	949
BE	95 (9.5)	262 (26.3)	641 (64.2)	23		1021	998
BG	293 (30.1)	485 (49.9)	194 (20.0)	28		1000	972
CY	127 (25.5)	163 (32.7)	209 (41.9)	2		501	499
CZ	94 (9.5)	370 (37.3)	529 (53.3)	21		1014	993
DE-E	22 (4.3)	116 (22.6)	376 (73.2)	17		531	514
DE-W	41 (4.3)	191 (19.9)	728 (75.8)	29		989	960
DK	21 (2.1)	102 (10.2)	875 (87.7)	9		1007	998
EE	117 (11.8)	297 (30.0)	577 (58.2)	10		1001	991
ES	137 (13.9)	343 (34.8)	505 (51.3)	20		1005	985
FI	34 (3.4)	190 (19.1)	770 (77.5)	8		1002	994
FR	145 (15.0)	261 (26.9)	563 (58.1)	31		1000	969
GB-GBN	87 (8.9)	197 (20.2)	692 (70.9)	24		1000	976
GB-NIR	23 (8.3)	55 (19.8)	200 (71.9)	13		291	278
GR	235 (23.9)	527 (53.6)	221 (22.5)	17		1000	983
HU	135 (13.8)	441 (45.0)	405 (41.3)	33		1014	981
IE	219 (23.3)	338 (36.0)	383 (40.7)	36		976	940
IT	99 (10.0)	431 (43.4)	462 (46.6)	47		1039	992
LT	218 (21.6)	430 (42.5)	363 (35.9)	15		1026	1011
LU	19 (4.1)	78 (16.8)	367 (79.1)	37		501	464
LV	244 (24.7)	386 (39.1)	357 (36.2)	13		1000	987
MT	122 (24.7)	175 (35.5)	196 (39.8)	7		500	493
NL	43 (4.3)	178 (17.7)	785 (78.0)	18		1024	1006
PL	68 (7.0)	274 (28.3)	627 (64.7)	32		1001	969
PT	180 (17.8)	533 (52.7)	298 (29.5)	36		1047	1011
RO	157 (16.0)	348 (35.5)	475 (48.5)	33		1013	980
SE	20 (2.0)	65 (6.5)	912 (91.5)	14		1011	997
SI	118 (11.7)	312 (31.0)	576 (57.3)	15		1021	1006
SK	38 (3.8)	314 (31.2)	655 (65.0)	27		1034	1007
N Sum	3208	8140	14555	676		26579	
N Valid Sum	3208	8140	14555				25903

v522 - D61 LEVEL IN SOCIETY - SELF PLACEMENT

D.61

On the following scale, step '1' corresponds to "the lowest level in the society"; step '10' corresponds to "the highest level in the society". Could you tell me on which step you would place yourself?

(SHOW CARD – ONE ANSWER ONLY)

- 1 Box 1 - The lowest level in the society
- 2 Box 2
- 3 Box 3
- 4 Box 4
- 5 Box 5
- 6 Box 6
- 7 Box 7
- 8 Box 8
- 9 Box 9
- 10 Box 10 - The highest level in the society
- 97 Refusal (SPONTANEOUS)

Note:

D.62 ASKED BEFORE Q.C

Comparability:

Last trend: EB74.2, D.61

v522 by v7, Absolute Values (Row Percent), weighted by v8

v7	v522	1	2	3	4	5	6	7	8	9	10	97	N Sum
												M	
AT	3 (0.3)	8 (0.9)	38 (4.1)	75 (8.1)	247 (26.6)	231 (24.9)	193 (20.8)	108 (11.6)	10 (1.1)	15 (1.6)	81	1009	
BE	8 (0.8)	16 (1.6)	49 (4.9)	90 (9.0)	315 (31.5)	245 (24.5)	220 (22.0)	47 (4.7)	8 (0.8)	3 (0.3)	18	1019	
BG	67 (6.9)	114 (11.8)	190 (19.7)	222 (23.0)	236 (24.5)	72 (7.5)	53 (5.5)	10 (1.0)		1 (0.1)	35	1000	
CY	1 (0.2)	10 (2.0)	53 (10.8)	53 (10.8)	202 (41.2)	76 (15.5)	50 (10.2)	29 (5.9)	9 (1.8)	7 (1.4)	10	500	
CZ	2 (0.2)	11 (1.1)	71 (7.4)	165 (17.1)	306 (31.7)	211 (21.9)	118 (12.2)	59 (6.1)	17 (1.8)	5 (0.5)	51	1016	
DE-E	3 (0.6)	9 (1.8)	54 (10.6)	98 (19.2)	180 (35.2)	91 (17.8)	56 (11.0)	15 (2.9)	3 (0.6)	2 (0.4)	20	531	
DE-W	5 (0.5)	14 (1.5)	56 (5.9)	106 (11.1)	312 (32.6)	230 (24.1)	178 (18.6)	49 (5.1)	4 (0.4)	2 (0.2)	33	989	
DK	4 (0.4)	13 (1.3)	33 (3.3)	51 (5.1)	249 (25.1)	233 (23.5)	234 (23.6)	129 (13.0)	32 (3.2)	13 (1.3)	18	1009	
EE	9 (0.9)	17 (1.7)	96 (9.8)	186 (18.9)	329 (33.4)	187 (19.0)	102 (10.4)	48 (4.9)	6 (0.6)	4 (0.4)	17	1001	
ES	14 (1.4)	17 (1.7)	93 (9.3)	165 (16.6)	334 (33.5)	242 (24.3)	94 (9.4)	27 (2.7)	2 (0.2)	8 (0.8)	9	1005	
FI	7 (0.7)	10 (1.0)	62 (6.2)	96 (9.7)	226 (22.8)	238 (24.0)	184 (18.5)	122 (12.3)	26 (2.6)	22 (2.2)	10	1003	
FR	18 (1.9)	45 (4.6)	120 (12.4)	205 (21.2)	335 (34.6)	137 (14.2)	86 (8.9)	15 (1.5)	5 (0.5)	2 (0.2)	32	1000	
GB-GBN	15 (1.6)	9 (1.0)	41 (4.4)	98 (10.4)	300 (31.9)	232 (24.7)	149 (15.9)	67 (7.1)	15 (1.6)	13 (1.4)	62	1001	
GB-NIR	3 (1.1)	5 (1.8)	14 (5.0)	41 (14.6)	92 (32.9)	71 (25.4)	34 (12.1)	12 (4.3)	3 (1.1)	5 (1.8)	11	291	
GR	10 (1.0)	4 (0.4)	50 (5.2)	145 (15.2)	270 (28.3)	207 (21.7)	181 (19.0)	76 (8.0)	11 (1.2)	1 (0.1)	44	999	
HU	23 (2.3)	41 (4.1)	147 (14.5)	261 (25.8)	296 (29.3)	138 (13.6)	76 (7.5)	24 (2.4)	4 (0.4)	1 (0.1)	5	1016	
IE	22 (2.5)	9 (1.0)	49 (5.5)	87 (9.8)	290 (32.5)	179 (20.1)	141 (15.8)	90 (10.1)	8 (0.9)	17 (1.9)	82	974	
IT	6 (0.6)	16 (1.6)	41 (4.1)	89 (9.0)	201 (20.2)	319 (32.1)	232 (23.3)	78 (7.8)	9 (0.9)	3 (0.3)	46	1040	
LT	15 (1.5)	32 (3.2)	122 (12.1)	161 (16.0)	386 (38.4)	124 (12.3)	106 (10.5)	38 (3.8)	12 (1.2)	9 (0.9)	21	1026	
LU	2 (0.4)	5 (1.1)	20 (4.3)	56 (12.0)	168 (36.1)	81 (17.4)	91 (19.5)	35 (7.5)	3 (0.6)	5 (1.1)	34	500	
LV	13 (1.3)	30 (3.0)	136 (13.8)	190 (19.2)	306 (31.0)	167 (16.9)	112 (11.3)	29 (2.9)	3 (0.3)	2 (0.2)	12	1000	
MT	1 (0.2)	5 (1.0)	11 (2.2)	34 (6.9)	181 (36.8)	104 (21.1)	99 (20.1)	42 (8.5)	9 (1.8)	6 (1.2)	7	499	
NL	4 (0.4)	9 (0.9)	16 (1.6)	27 (2.7)	121 (12.0)	187 (18.5)	388 (38.5)	212 (21.0)	32 (3.2)	13 (1.3)	15	1024	
PL	15 (1.6)	23 (2.4)	87 (9.1)	151 (15.7)	326 (33.9)	170 (17.7)	123 (12.8)	48 (5.0)	9 (0.9)	9 (0.9)	39	1000	
PT	18 (1.8)	69 (7.0)	168 (17.0)	271 (27.3)	294 (29.7)	112 (11.3)	38 (3.8)	13 (1.3)	8 (0.8)		55	1046	
RO	12 (1.2)	57 (5.8)	116 (11.7)	162 (16.4)	235 (23.7)	169 (17.1)	139 (14.0)	83 (8.4)	12 (1.2)	5 (0.5)	24	1014	
SE	3 (0.3)	4 (0.4)	25 (2.5)	38 (3.9)	155 (15.7)	283 (28.7)	274 (27.8)	152 (15.4)	34 (3.4)	18 (1.8)	24	1010	
SI	10 (1.0)	16 (1.6)	68 (6.9)	118 (11.9)	329 (33.2)	188 (19.0)	146 (14.7)	71 (7.2)	21 (2.1)	23 (2.3)	31	1021	
SK	3 (0.3)	10 (1.0)	71 (7.0)	151 (14.8)	291 (28.6)	229 (22.5)	151 (14.8)	96 (9.4)	8 (0.8)	8 (0.8)	16	1034	
N Sum	316	628	2097	3592	7512	5153	4048	1824	323	222	862	26577	
N Valid Sum	316	628	2097	3592	7512	5153	4048	1824	323	222			

	v522	N Valid Sum
v7		
AT		928
BE		1001
BG		965
CY		490
CZ		965
DE-E		511
DE-W		956
DK		991
EE		984
ES		996
FI		993
FR		968
GB-GBN		939
GB-NIR		280
GR		955
HU		1011
IE		892
IT		994
LT		1005
LU		466
LV		988
MT		492
NL		1009
PL		961
PT		991
RO		990
SE		986
SI		990
SK		1018
N Sum		
N Valid Sum		25715

v523 - P1 DATE OF INTERVIEW

INTERVIEW PROTOCOLE

P.1 DATE OF INTERVIEW

9 Data not available

Note:

No data provided to the archive.

Comparability:

Last trend: EB74.2, P.1

v524 - P2 TIME OF INTERVIEW

P.2 TIME OF THE BEGINNING OF THE INTERVIEW

9 Data not available

Note:

No data provided to the archive.

Comparability:

Last trend: EB74.2, P.2

v525 - P2 TIME OF INTERVIEW - RECODED

P.2 TIME OF THE BEGINNING OF THE INTERVIEW – RECODED

9 Data not available

Note:

No data provided to the archive.

v526 - P3 DURATION OF INTERVIEW

P.3 NUMBER OF MINUTES OF THE INTERVEIW LASTED

9 Data not available

Note:

No data provided to the archive.

Comparability:

Last trend: EB74.2, P.3

v527 - P3 DURATION OF INTERVIEW - RECODED

P.3 NUMBER OF MINUTES OF THE INTERVEIW LASTED – RECODED

9 Data not available

Note:

No data provided to the archive.

v528 - P4 N OF PERSONS PRESENT DURING INTERVIEW

P.4 NUMBER OF PERSONS PRESENT DURING THE INTERVIEW, INCLUDING INTERVIEWER

9 Data not available

Note:

No data provided to the archive.

Comparability:

Last trend: EB74.2, P.4

v529 - P5 RESPONDENT COOPERATION

P.5 RESPONDENT COOPERATION

9 Data not available

Note:

No data provided to the archive.

Comparability:

Last trend: EB74.2, P.5

v530 - P6 SIZE OF COMMUNITY - FRANCE

P.6_FR (OBJECTIVE) SIZE OF COMMUNITY: FRANCE

- 1 Less than 2.000 inhabitants
- 2 2.000 to 20.000 inhabitants
- 3 20.001 to 100.000 inhabitants
- 4 100.001 and more inhabitants
- 5 Paris (Agglomeration parisienne)
- 99 Inap. Not FR (not coded 1 in V6)

Comparability:

Last trend: EB74.2, P.6

v530, weighted by v8

Value	Label	Missing	Count	Percent	Valid Percent
1	Less than 2.000		266	1.0	26.6
2	2.000 to 20.000		179	0.7	17.9
3	20.001 to 100.000		127	0.5	12.7
4	100.001 and more		281	1.1	28.1
5	Paris (Agglomeration parisienne)		148	0.6	14.8
99	Inap. (not 1 in V6)	M	25574	96.2	
	Sum		26574	100.0	100.0
	Valid Cases		1000		

v531 - P6 SIZE OF COMMUNITY - BELGIUM

P.6_BE (OBJECTIVE) SIZE OF COMMUNITY: BELGIUM

- 1 Other communities
- 2 Secondary communities
- 3 Urban communities
- 4 Big conglomerations
- 99 Inap. Not BE (not coded 2 in V6)

Comparability:

Last trend: EB74.2, P.6

v531, weighted by v8

Value	Label	Missing	Count	Percent	Valid Percent
1	Other communities		261	1.0	25.6
2	Secondary communities		238	0.9	23.3
3	Urban communities		225	0.8	22.0
4	Big conglomerations		297	1.1	29.1
99	Inap. (not 2 in V6)	M	25554	96.2	
	Sum		26574	100.0	100.0
	Valid Cases		1020		

v532 - P6 SIZE OF COMMUNITY - NETHERLANDS

P.6_NL (OBJECTIVE) SIZE OF COMMUNITY: THE NETHERLANDS

- 1 < 5.000 inhabitants
- 2 5.000 to 10.000 inhabitants (category not used)
- 3 10.001 to 20.000 inhabitants
- 4 20.001 to 50.000 inhabitants
- 5 50.001 to 100.000 inhabitants
- 6 100.001 to 150.000 inhabitants
- 7 150.001 to 250.000 inhabitants
- 8 More than 250.000 inhabitants
- 99 Inap. Not NL (not coded 3 in V6)

Comparability:

Last trend: EB74.2, P.6

v532, weighted by v8

Value	Label	Missing	Count	Percent	Valid Percent
1	< 5.000		23	0.1	2.2
3	10.001 to 20.000		120	0.5	11.7
4	20.001 to 50.000		362	1.4	35.3
5	50.001 to 100.000		188	0.7	18.3
6	100.001 to 150.000		105	0.4	10.2
7	150.001 to 250.000		91	0.3	8.9
8	More than 250.000		136	0.5	13.3
99	Inap. (not 3 in V6)	M	25550	96.1	
	Sum		26574	100.0	100.0
	Valid Cases		1024		

v533 - P6 SIZE OF COMMUNITY - GERMANY

P.6_DE (OBJECTIVE) SIZE OF COMMUNITY: GERMANY

- 1 Less than 2.000 inhabitants
- 2 2.000 - less than 5.000 inhabitants
- 3 5.000 - less than 20.000 inhabitants
- 4 20.000 - less than 50.000 inhabitants
- 5 50.000 - less than 100.000 inhabitants (suburbs)
- 6 50.000 - less than 100.000 inhabitants (centre)
- 7 100.000 - less than 500.000 inhabitants (suburbs)
- 8 100.000 - less than 500.000 inhabitants (centre)
- 9 500.000 and more inhabitants (suburbs)
- 10 500.000 and more inhabitants (centre)
- 99 Inap. Not DE (not coded 4 or 14 in V6)

Note:

For meaningful results this variable needs to be weighted by W3 WEIGHT GERMANY (V12) or be used for West and East Germany separately.

Comparability:

Last trend: EB74.2, P.6

v533, weighted by v12

Value	Label	Missing	Count	Percent	Valid Percent
1	Less than 2.000		34	2.2	2.2
2	2.000 - less than 5.000		47	3.1	3.1
3	5.000 - less than 20.000		128	8.4	8.4
4	20.000 - less than 50.000		185	12.2	12.2
5	50.000 - less than 100.000 (suburbs)		126	8.3	8.3
6	50.000 - less than 100.000 (centre)		36	2.4	2.4
7	100.000 - less than 500.000 (suburbs)		244	16.1	16.1
8	100.000 - less than 500.000 (centre)		240	15.8	15.8
9	500.000 and more (suburbs)		133	8.8	8.8
10	500.000 and more (centre)		346	22.8	22.8
99	Inap. (not 4 or 14 in V6)	M	0	0.0	
	Sum		1519	100.0	100.0
	Valid Cases		1519		

v534 - P6 SIZE OF COMMUNITY - ITALY

P.6_IT (OBJECTIVE) SIZE OF COMMUNITY: ITALY

- 1 Up to 10.000 inhabitants
- 2 10.001 to 30.000 inhabitants
- 3 30.001 to 100.000 inhabitants
- 4 100.001 to 250.000 inhabitants
- 5 More than 250.000 inhabitants
- 99 Inap. Not IT (not coded 5 in V6)

Comparability:

Last trend: EB74.2, P.6

v534, weighted by v8

Value	Label	Missing	Count	Percent	Valid Percent
1	Up to 10.000		329	1.2	31.7
2	10.001 to 30.000		245	0.9	23.6
3	30.001 to 100.000		223	0.8	21.5
4	100.001 to 250.000		84	0.3	8.1
5	More than 250.000		158	0.6	15.2
99	Inap. (not 5 in V6)	M	25535	96.1	
	Sum		26574	100.0	100.0
	Valid Cases		1039		

v535 - P6 SIZE OF COMMUNITY - LUXEMBOURG

P.6_LU (OBJECTIVE) SIZE OF COMMUNITY: LUXEMBOURG

- 1 Rural areas
- 2 Urban areas
- 3 Capital
- 99 Inap. Not LU (not coded 6 in V6)

Comparability:

Last trend: EB74.2, P.6

v535, weighted by v8

Value	Label	Missing	Count	Percent	Valid Percent
1	Rural areas		191	0.7	38.1
2	Urban areas		220	0.8	43.9
3	Capital		90	0.3	18.0
99	Inap. (not 6 in V6)	M	26073	98.1	
	Sum		26574	100.0	100.0
	Valid Cases		501		

v536 - P6 SIZE OF COMMUNITY - DENMARK

P.6_DK (OBJECTIVE) SIZE OF COMMUNITY: DENMARK

- 1 Municipalities without built-up area
- 2 Municipalities with less than 33% inhabitants in built-up area
- 3 Municipalities with 33-50% inhabitants in built-up area
- 4 Municipalities with at least 50% inhabitants in built-up area
- 5 Municipalities (10.000 - 19.999 inhabitants)
- 6 Municipalities (20.000 - 39.999 inhabitants)
- 7 Municipalities (40.000 - 99.999 inhabitants)
- 8 Municipalities (more than 100.000 inhabitants)
- 9 Remaining groups in metropolitan area
- 10 Other municipalities in metropolitan area - minimum 10.000 inhabitants
- 11 Metropolitan suburbs
- 12 The capital
- 99 Inap. Not DK (not coded 7 in V6)

Comparability:

Last trend: EB74.2, P.6

v536, weighted by v8

Value	Label	Missing	Count	Percent	Valid Percent
1	Municip. without built-up area		42	0.2	4.2
2	Municip. with less than 33% in built-up area		51	0.2	5.1
3	Municip. with 33-50% in built-up area		97	0.4	9.6
4	Municip. with at least 50% in built-up area		94	0.4	9.3
5	Municip. (10.000 - 19.999)		97	0.4	9.6
6	Municip. (20.000 - 39.999)		161	0.6	16.0
7	Municip. (40.000 - 99.999)		21	0.1	2.1
8	Municip. (more than 100.000)		106	0.4	10.5
9	Remaining groups in metropolitan area		20	0.1	2.0
10	Other municip. in metrop. area - min. 10.000		38	0.1	3.8
11	Metropolitan suburbs		149	0.6	14.8
12	The capital		130	0.5	12.9
99	Inap. (not 7 in V6)	M	25567	96.2	
	Sum		26574	100.0	100.0
	Valid Cases		1007		

v537 - P6 SIZE OF COMMUNITY - IRELAND

P.6_IE (OBJECTIVE) SIZE OF COMMUNITY: IRELAND

- 1 Less than 1.500 inhabitants
- 2 1.500 to 4.999 inhabitants
- 3 5.000 to 10.000 inhabitants
- 4 More than 10.000 inhabitants
- 5 Cities/County Boroughs
- 99 Inap. Not IE (not coded 8 in V6)

Comparability:

Last trend: EB74.2, P.6

v537, weighted by v8

Value	Label	Missing	Count	Percent	Valid Percent
1	Less than 1.500		375	1.4	38.5
2	1.500 to 4.999		54	0.2	5.5
3	5.000 to 10.000		62	0.2	6.4
4	More than 10.000		140	0.5	14.4
5	Cities/County Boroughs		344	1.3	35.3
99	Inap. (not 8 in V6)	M	25599	96.3	
	Sum		26574	100.0	100.0
	Valid Cases		975		

v538 - P6 SIZE OF COMMUNITY - UNITED KINGDOM

P.6_GB (OBJECTIVE) SIZE OF COMMUNITY: UNITED KINGDOM

- 1 Rural
- 2 Urban
- 3 Metropolitan
- 99 Inap. Not GB (not coded 9 or 10 in V6)

Note:

For meaningful results this variable needs to be weighted by W4 WEIGHT UNITED KINGDOM (V10) or be used for Great Britain and Northern Ireland separately.

Comparability:

Last trend: EB74.2, P.6

v538, weighted by v10

Value	Label	Missing	Count	Percent	Valid Percent
1	Rural		214	16.6	16.6
2	Urban		636	49.3	49.3
3	Metropolitan		441	34.2	34.2
99	Inap. (not 9 or 10 in V6)	M	0	0.0	
	Sum		1291	100.0	100.0
	Valid Cases		1291		

v539 - P6 SIZE OF COMMUNITY - GREECE

P.6_GR (OBJECTIVE) SIZE OF COMMUNITY: GREECE

- 1 Rural
- 2 Semi-urban
- 3 Urban
- 4 Thessaloniki
- 5 Athens
- 99 Inap. Not GR (not coded 11 in V6)

Comparability:

Last trend: EB74.2, P.6

v539, weighted by v8

Value	Label	Missing	Count	Percent	Valid Percent
1	Rural		258	1.0	25.8
2	Semi-urban		126	0.5	12.6
3	Urban		223	0.8	22.3
4	Thessaloniki		78	0.3	7.8
5	Athens		316	1.2	31.6
99	Inap. (not 11 in V6)	M	25574	96.2	
	Sum		26574	100.0	100.0
	Valid Cases		1000		

v540 - P6 SIZE OF COMMUNITY - SPAIN

P.6_ES (OBJECTIVE) SIZE OF COMMUNITY: SPAIN

- 1 Rural
- 2 Urban
- 3 Metropolitan
- 99 Inap. Not ES (not coded 12 in V6)

Comparability:

Last trend: EB74.2, P.6

v540, weighted by v8

Value	Label	Missing	Count	Percent	Valid Percent
1	Rural		211	0.8	21.0
2	Urban		430	1.6	42.7
3	Metropolitan		365	1.4	36.3
99	Inap. (not 12 in V6)	M	25568	96.2	
	Sum		26574	100.0	100.0
	Valid Cases		1006		

v541 - P6 SIZE OF COMMUNITY - PORTUGAL

P.6_PT (OBJECTIVE) SIZE OF COMMUNITY: PORTUGAL

- 1 Less than 2.000 inhabitants
- 2 2.000 to 10.000 inhabitants
- 3 10.001 to 20.000 inhabitants
- 4 20.001 to 100.000 inhabitants
- 5 More than 100.000 inhabitants
- 99 Inap. Not PT (not coded 13 in V6)

Comparability:

Last trend: EB74.2, P.6

v541, weighted by v8

Value	Label	Missing	Count	Percent	Valid Percent
1	Less than 2.000		451	1.7	43.1
2	2.000 to 10.000		182	0.7	17.4
3	10.001 to 20.000		105	0.4	10.0
4	20.001 to 100.000		172	0.6	16.4
5	More than 100.000		137	0.5	13.1
99	Inap. (not 13 in V6)	M	25528	96.1	
	Sum		26574	100.0	100.0
	Valid Cases		1046		

v542 - P6 SIZE OF COMMUNITY - FINLAND

P.6_FI (OBJECTIVE) SIZE OF COMMUNITY: FINLAND

- 1 Countryside (sparsely populated)
- 2 Rural population center (densely populated)
- 3 Other town/city (urban)
- 4 Capital area
- 99 Inap. Not FI (not coded 16 in V6)

Comparability:

Last trend: EB74.2, P.6

v542, weighted by v8

Value	Label	Missing	Count	Percent	Valid Percent
1	Countryside (sparsely populated)		162	0.6	16.2
2	Rural population center (densely populated)		156	0.6	15.6
3	Other town/city (urban)		489	1.8	48.8
4	Capital area		195	0.7	19.5
99	Inap. (not 16 in V6)	M	25571	96.2	
	Sum		26574	100.0	100.0
	Valid Cases		1003		

v543 - P6 SIZE OF COMMUNITY - SWEDEN

P.6_SE (OBJECTIVE) SIZE OF COMMUNITY: SWEDEN

- 1 Countryside
- 2 Small town/populated area
- 3 Big city
- 99 Inap. Not SE (not coded 17 in V6)

Comparability:

Last trend: EB74.2, P.6

v543, weighted by v8

Value	Label	Missing	Count	Percent	Valid Percent
1	Countryside		112	0.4	11.1
2	Small town/populated area		531	2.0	52.6
3	Big city		367	1.4	36.3
99	Inap. (not 17 in V6)	M	25564	96.2	
	Sum		26574	100.0	100.0
	Valid Cases		1010		

v544 - P6 SIZE OF COMMUNITY - AUSTRIA

P.6_AT (OBJECTIVE) SIZE OF COMMUNITY: AUSTRIA

- 1 Up to 5.000 inhabitants
- 2 5.001 to 50.000 inhabitants
- 3 50.001 and more inhabitants
- 4 Vienna
- 99 Inap. Not AT (not coded 18 in V6)

Comparability:

Last trend: EB74.2, P.6

v544, weighted by v8

Value	Label	Missing	Count	Percent	Valid Percent
1	Up to 5.000		450	1.7	44.6
2	5.001 to 50.000		245	0.9	24.3
3	50.001 and more		110	0.4	10.9
4	Vienna		205	0.8	20.3
99	Inap. (not 18 in V6)	M	25564	96.2	
	Sum		26574	100.0	100.0
	Valid Cases		1010		

v545 - P6 SIZE OF COMMUNITY - CYPRUS (REPUBLIC)

P.6_CY (OBJECTIVE) SIZE OF COMMUNITY: CYPRUS (REPUBLIC)

- 1 Rural area or village
- 2 Small/middle town
- 99 Inap. Not CY (not coded 19 in V6)

Comparability:

Last trend: EB74.2, P.6

v545, weighted by v8

Value	Label	Missing	Count	Percent	Valid Percent
1	Rural area or village		151	0.6	30.1
2	Small/middle town		350	1.3	69.9
99	Inap. (not 19 in V6)	M	26073	98.1	
	Sum		26574	100.0	100.0
	Valid Cases		501		

v546 - P6 SIZE OF COMMUNITY - CZECH REPUBLIC

P.6_CZ (OBJECTIVE) SIZE OF COMMUNITY: CZECH REPUBLIC

- 1 Up to 5.000 inhabitants
- 2 5.001 to 100.000 inhabitants
- 3 More than 100.000 inhabitants
- 99 Inap. Not CZ (not coded 20 in V6)

Comparability:

Last trend: EB74.2, P.6

v546, weighted by v8

Value	Label	Missing	Count	Percent	Valid Percent
1	Up to 5.000		373	1.4	36.7
2	5.001 to 100.000		390	1.5	38.4
3	More than 100.000		252	0.9	24.8
99	Inap. (not 20 in V6)	M	25559	96.2	
	Sum		26574	100.0	100.0
	Valid Cases		1015		

v547 - P6 SIZE OF COMMUNITY - ESTONIA

P.6_EE (OBJECTIVE) SIZE OF COMMUNITY: ESTONIA

- 1 Rural area
- 2 Small/medium towns
- 3 Big towns
- 4 Capital (Tallinn)
- 99 Inap. Not EE (not coded 21 in V6)

Comparability:

Last trend: EB74.2, P.6

v547, weighted by v8

Value	Label	Missing	Count	Percent	Valid Percent
1	Rural area		365	1.4	36.5
2	Small/medium towns		209	0.8	20.9
3	Big towns		157	0.6	15.7
4	Capital (Tallinn)		268	1.0	26.8
99	Inap. (not 21 in V6)	M	25574	96.2	
	Sum		26574	100.0	100.0
	Valid Cases		1000		

v548 - P6 SIZE OF COMMUNITY - HUNGARY

P.6_HU (OBJECTIVE) SIZE OF COMMUNITY: HUNGARY

- 1 Village
- 2 Other towns
- 3 County town
- 4 Budapest
- 99 Inap. Not HU (not coded 22 in V6)

Comparability:

Last trend: EB74.2, P.6

v548, weighted by v8

Value	Label	Missing	Count	Percent	Valid Percent
1	Village		340	1.3	33.5
2	Other towns		318	1.2	31.4
3	County town		179	0.7	17.7
4	Budapest		177	0.7	17.5
99	Inap. (not 22 in V6)	M	25560	96.2	
	Sum		26574	100.0	100.0
	Valid Cases		1014		

v549 - P6 SIZE OF COMMUNITY - LATVIA

P.6_LV (OBJECTIVE) SIZE OF COMMUNITY: LATVIA

- 1 Rural areas
- 2 Cities
- 3 Capital
- 99 Inap. Not LV (not coded 23 in V6)

Comparability:

Last trend: EB74.2, P.6

v549, weighted by v8

Value	Label	Missing	Count	Percent	Valid Percent
1	Rural areas		358	1.3	35.8
2	Cities		369	1.4	36.9
3	Capital		273	1.0	27.3
99	Inap. (not 23 in V6)	M	25574	96.2	
	Sum		26574	100.0	100.0
	Valid Cases		1000		

v550 - P6 SIZE OF COMMUNITY - LITHUANIA

P.6_LT (OBJECTIVE) SIZE OF COMMUNITY: LITHUANIA

- 1 Less than 2.000 inhabitants
- 2 2.000 to 200.000 inhabitants
- 3 More than 200.000 inhabitants
- 99 Inap. Not LT (not coded 24 in V6)

Comparability:

Last trend: EB74.2, P.6

v550, weighted by v8

Value	Label	Missing	Count	Percent	Valid Percent
1	Less than 2.000		335	1.3	32.6
2	2.000 to 200.000		410	1.5	39.9
3	More than 200.000		282	1.1	27.5
99	Inap. (not 24 in V6)	M	25548	96.1	
	Sum		26574	100.0	100.0
	Valid Cases		1026		

v551 - P6 SIZE OF COMMUNITY - MALTA

P.6_MT (OBJECTIVE) SIZE OF COMMUNITY: MALTA

- 1 Up to 6.000 inhabitants
- 2 6.001 to 10.000 inhabitants
- 3 More than 10.000 inhabitants
- 99 Inap. Not MT (not coded 25 in V6)

Comparability:

Last trend: EB74.2, P.6

v551, weighted by v8

Value	Label	Missing	Count	Percent	Valid Percent
1	Up to 6.000		155	0.6	31.0
2	6.001 to 10.000		207	0.8	41.4
3	More than 10.000		138	0.5	27.6
99	Inap. (not 25 in V6)	M	26074	98.1	
	Sum		26574	100.0	100.0
	Valid Cases		500		

v552 - P6 SIZE OF COMMUNITY - POLAND

P.6_PL (OBJECTIVE) SIZE OF COMMUNITY: POLAND

- 1 Rural area (village)
- 2 Less than 20.000 inhabitants
- 3 20.000 to 100.000 inhabitants
- 4 100.001 to 500.000 inhabitants
- 5 More than 500.000 inhabitants
- 99 Inap. Not PL (not coded 26 in V6)

Comparability:

Last trend: EB74.2, P.6

v552, weighted by v8

Value	Label	Missing	Count	Percent	Valid Percent
1	Rural area (village)		379	1.4	37.9
2	Less than 20.000		129	0.5	12.9
3	20.000 to 100.000		196	0.7	19.6
4	100.001 to 500.000		176	0.7	17.6
5	More than 500.000		120	0.5	12.0
99	Inap. (not 26 in V6)	M	25574	96.2	
	Sum		26574	100.0	100.0
	Valid Cases		1000		

v553 - P6 SIZE OF COMMUNITY - SLOVAKIA

P.6_SK (OBJECTIVE) SIZE OF COMMUNITY: SLOVAKIA

- 1 Less than 1.000 inhabitants
- 2 1.000 to 5.000 inhabitants
- 3 5.001 to 20.000 inhabitants
- 4 20.001 to 100.000 inhabitants
- 5 More than 100.000 inhabitants
- 99 Inap. Not SK (not coded 27 in V6)

Comparability:

Last trend: EB74.2, P.6

v553, weighted by v8

Value	Label	Missing	Count	Percent	Valid Percent
1	Less than 1.000		165	0.6	15.9
2	1.000 to 5.000		298	1.1	28.8
3	5.001 to 20.000		162	0.6	15.7
4	20.001 to 100.000		281	1.1	27.1
5	More than 100.000		129	0.5	12.5
99	Inap. (not 27 in V6)	M	25540	96.1	
	Sum		26574	100.0	100.0
	Valid Cases		1034		

v554 - P6 SIZE OF COMMUNITY - SLOVENIA

P.6_SI (OBJECTIVE) SIZE OF COMMUNITY: SLOVENIA

- 1 Rural settlement
- 2 Other cities/urban centres
- 3 Ljubljana area
- 99 Inap. Not SI (not coded 28 in V6)

Comparability:

Last trend: EB74.2, P.6

v554, weighted by v8

Value	Label	Missing	Count	Percent	Valid Percent
1	Rural settlement		493	1.9	48.3
2	Other cities/urban centres		385	1.4	37.7
3	Ljubljana area		142	0.5	13.9
99	Inap. (not 28 in V6)	M	25554	96.2	
	Sum		26574	100.0	100.0
	Valid Cases		1020		

v555 - P6 SIZE OF COMMUNITY - BULGARIA

P.6_BG (OBJECTIVE) SIZE OF COMMUNITY: BULGARIA

- 1 Less than 1.000 inhabitants
- 2 1.000 to 4.999 inhabitants
- 3 5.000 to 19.999 inhabitants
- 4 20.000 to 49.999 inhabitants
- 5 50.000 to 99.999 inhabitants
- 6 100.000 to 499.999 inhabitants
- 7 500.000 to 999.999 inhabitants (category not used)
- 8 More than 999.999 inhabitants
- 99 Inap. Not BG (not coded 29 in V6)

Comparability:

Last trend: EB74.2, P.6

v555, weighted by v8

Value	Label	Missing	Count	Percent	Valid Percent
1	Less than 1.000		143	0.5	14.3
2	1.000 to 4.999		185	0.7	18.5
3	5.000 to 19.999		130	0.5	13.0
4	20.000 to 49.999		96	0.4	9.6
5	50.000 to 99.999		126	0.5	12.6
6	100.000 to 499.999		164	0.6	16.4
8	More than 999.999		156	0.6	15.6
99	Inap. (not 29 in V6)	M	25574	96.2	
	Sum		26574	100.0	100.0
	Valid Cases		1000		

v556 - P6 SIZE OF COMMUNITY - ROMANIA

P.6_RO (OBJECTIVE) SIZE OF COMMUNITY: ROMANIA

- 1 Rural area
- 2 Town
- 3 Small city
- 4 Medium sized city
- 5 Large city
- 6 Bucharest
- 99 Inap. Not RO (not coded 30 in V6)

Comparability:

Last trend: EB74.2, P.6

v556, weighted by v8

Value	Label	Missing	Count	Percent	Valid Percent
1	Rural area		441	1.7	43.5
2	Town		135	0.5	13.3
3	Small city		117	0.4	11.5
4	Medium sized city		90	0.3	8.9
5	Large city		135	0.5	13.3
6	Bucharest		95	0.4	9.4
99	Inap. (not 30 in V6)	M	25561	96.2	
	Sum		26574	100.0	100.0
	Valid Cases		1013		

v557 - P7 REGION - FRANCE NUTS 2

P.7_FR REGION

France (EUROSTAT NUTS 2 LEVEL) – Régions

- 1 Île de France
- 2 Champagne-Ardenne
- 3 Picardie
- 4 Haute-Normandie
- 5 Centre
- 6 Basse-Normandie
- 7 Bourgogne
- 8 Nord - Pas-de-Calais
- 9 Lorraine
- 10 Alsace
- 11 Franche-Comté
- 12 Pays de la Loire
- 13 Bretagne
- 14 Poitou-Charentes
- 15 Aquitaine
- 16 Midi-Pyrénées
- 17 Limousin
- 18 Rhône-Alpes
- 19 Auvergne
- 20 Languedoc-Roussillon
- 21 Provence-Alpes-Côte d'Azur
- 99 Inap. Not FR (not coded 1 in V6)

Note:

The territorial unit of Corse (FR83) and the oversea departments (FR9) are not covered.

The official NUTS categories are coded and documented in the integrated alphanumeric NUTS CODES variable V600.

Comparability:

Last trend: EB74.2, P.7

v557, weighted by v8

Value	Label	Missing	Count	Percent	Valid Percent
1	Ile de France		172	0.6	17.2
2	Champagne-Ardenne		22	0.1	2.2
3	Picardie		31	0.1	3.1
4	Haute-Normandie		30	0.1	3.0
5	Centre		42	0.2	4.2
6	Basse-Normandie		25	0.1	2.5
7	Bourgogne		27	0.1	2.7
8	Nord - Pas-de-Calais		66	0.2	6.6
9	Lorraine		38	0.1	3.8
10	Alsace		30	0.1	3.0
11	Franche-Comte		19	0.1	1.9
12	Pays de la Loire		58	0.2	5.8
13	Bretagne		53	0.2	5.3
14	Poitou-Charentes		30	0.1	3.0
15	Aquitaine		53	0.2	5.3
16	Midi-Pyrenees		47	0.2	4.7
17	Limousin		12	0.0	1.2
18	Rhone-Alpes		98	0.4	9.8
19	Auvergne		23	0.1	2.3
20	Languedoc-Roussillon		42	0.2	4.2
21	Provence-Alpes-Cote d'Azur		80	0.3	8.0
99	Inap. (not 1 in V6)	M	25574	96.2	
	Sum		26574	100.0	100.0
	Valid Cases		1000		

v558 - P7 REGION - FRANCE NUTS 1

P.7R_FR REGION

France (EUROSTAT NUTS 1 LEVEL) – Zones d'études et d'aménagement du territoire Z.E.A.T. (Research and National Development Zones)

- 1 Île de France
- 2 Bassin Parisien
- 3 Nord - Pais-de-Calais
- 4 Est (East)
- 5 Ouest (West)
- 6 Sud-Ouest (South-West)
- 7 Centre-Est (Center-East)
- 8 Méditerranée
- 99 Inap. Not FR (not coded 1 in V6)

Note:

The territorial unit of Corse (FR83) and the overseas departments (FR9) are not covered.

The official NUTS categories are coded and documented on NUTS 2 level in the integrated alphanumeric NUTS CODES variable V600.

Comparability:

Last trend: EB74.2, P.7

v558, weighted by v8

Value	Label	Missing	Count	Percent	Valid Percent
1	Île de France		172	0.6	17.2
2	Bassin Parisien		178	0.7	17.8
3	Nord - Pais-de-Calais		66	0.2	6.6
4	Est		87	0.3	8.7
5	Ouest		141	0.5	14.1
6	Sud-Ouest		113	0.4	11.3
7	Centre-Est		121	0.5	12.1
8	Méditerranée		122	0.5	12.2
99	Inap. (not 1 in V6)	M	25574	96.2	
	Sum		26574	100.0	100.0
	Valid Cases		1000		

v559 - P7 REGION - BELGIUM NUTS 2

P.7_BE REGION

Belgium (EUROSTAT NUTS 2 LEVEL) – Provincies / Provinces

- 1 Province Hainaut
- 2 Provincie Limburg [BE]
- 3 Province Namur
- 4 Provincie Oost-Vlaanderen
- 5 Provincie West-Vlaanderen
- 6 Province Liège
- 7 Province Luxembourg [BE]
- 8 Provincie Vlaams-Brabant
- 9 Provincie Antwerpen
- 10 Région de Bruxelles-Capitale / Brussels Hoofdstedelijk Gewest
- 11 Province Brabant Wallon
- 99 Inap. Not BE (not coded 2 in V6)

Note:

The official NUTS categories are coded and documented in the integrated alphanumeric NUTS CODES variable V600.

Comparability:

Last trend: EB74.2, P.7

v559, weighted by v8

Value	Label	Missing	Count	Percent	Valid Percent
1	Prov. Hainaut		123	0.5	12.1
2	Prov. Limburg [BE]		80	0.3	7.9
3	Prov. Namur		44	0.2	4.3
4	Prov. Oost-Vlaanderen		136	0.5	13.4
5	Prov. West-Vlaanderen		112	0.4	11.0
6	Prov. Liege		100	0.4	9.8
7	Prov. Luxembourg [BE]		24	0.1	2.4
8	Prov. Vlaams-Brabant		101	0.4	9.9
9	Prov. Antwerpen		165	0.6	16.2
10	Reg. de Bruxelles-Capitale / BHG		98	0.4	9.6
11	Prov. Brabant Wallon		35	0.1	3.4
99	Inap. (not 2 in V6)	M	25554	96.2	
	Sum		26574	100.0	100.0
	Valid Cases		1020		

v560 - P7 REGION - BELGIUM NUTS 1

P.7R_BE REGION

Belgium (EUROSTAT NUTS 1 LEVEL) – Gewesten / Régions

- 1 Région Wallonne (Wallonia)
- 2 Région de Bruxelles-Capitale / Brussels Hoofdstedelijk Gewest
- 3 Vlaams Gewest (Flemish region)
- 99 Inap. Not BG (not coded 2 in V6)

Note:

The official NUTS categories are coded and documented on NUTS 2 level in the integrated alphanumeric NUTS CODES variable V600.

Comparability:

Last trend: EB74.2, P.7

v560, weighted by v8

Value	Label	Missing	Count	Percent	Valid Percent
1	Reg. Wallonne		327	1.2	32.1
2	Reg. de Bruxelles-Capitale / BHG		98	0.4	9.6
3	Vlaams Gewest		595	2.2	58.3
99	Inap. (not 2 in V6)	M	25554	96.2	
	Sum		26574	100.0	100.0
	Valid Cases		1020		

v561 - P7 REGION - NETHERLANDS NUTS 2

P.7_NL REGION

The Netherlands (EUROSTAT NUTS 2 LEVEL) – Provinces

- 1 Groningen
- 2 Friesland [NL]
- 3 Drenthe
- 4 Overijssel
- 5 Gelderland
- 6 Flevoland
- 7 Utrecht
- 8 Noord-Holland (North-Holland)
- 9 Zuid-Holland (South-Holland)
- 10 Zeeland
- 11 Noord-Brabant (North-Brabant)
- 12 Limburg [NL]
- 99 Inap. Not NL (not coded 3 in V6)

Note:

The official NUTS categories are coded and documented in the integrated alphanumeric NUTS CODES variable V600.

Comparability:

Last trend: EB74.2, P.7

v561, weighted by v8

Value	Label	Missing	Count	Percent	Valid Percent
1	Groningen		37	0.1	3.6
2	Friesland [NL]		40	0.2	3.9
3	Drenthe		30	0.1	2.9
4	Overijssel		69	0.3	6.7
5	Gelderland		123	0.5	12.0
6	Flevoland		23	0.1	2.2
7	Utrecht		74	0.3	7.2
8	Noord-Holland		165	0.6	16.1
9	Zuid-Holland		216	0.8	21.1
10	Zeeland		24	0.1	2.3
11	Noord-Brabant		152	0.6	14.8
12	Limburg [NL]		72	0.3	7.0
99	Inap. (not 3 in V6)	M	25550	96.1	
	Sum		26574	100.0	100.0
	Valid Cases		1024		

v562 - P7 REGION - NETHERLANDS NUTS 1

P.7R_NL REGION

The Netherlands (EUROSTAT NUTS 1 LEVEL) – Landsdelen

- 1 Noord-Nederland (North Netherlands)
- 2 Oost-Nederland (East Netherlands)
- 3 West-Nederland (West Netherlands)
- 4 Zuid-Nederland (South Netherlands)
- 99 Inap. Not NL (not coded 3 in V6)

Note:

The official NUTS categories are coded and documented on NUTS 2 level in the integrated alphanumeric NUTS CODES variable V600.

Comparability:

Last trend: EB74.2, P.7

v562, weighted by v8

Value	Label	Missing	Count	Percent	Valid Percent
1	Noord-Nederland		107	0.4	10.4
2	Oost-Nederland		215	0.8	21.0
3	West-Nederland		479	1.8	46.8
4	Zuid-Nederland		223	0.8	21.8
99	Inap. (not 3 in V6)	M	25550	96.1	
	Sum		26574	100.0	100.0
	Valid Cases		1024		

v563 - P7 REGION - GERMANY NUTS 1

P.7_DE REGION

Germany (EUROSTAT NUTS 1 LEVEL) – Länder (Bundesländer)

- 1 Schleswig-Holstein
- 2 Hamburg
- 3 Niedersachsen (Lower Saxony)
- 4 Bremen
- 5 Nordrhein-Westfalen (North Rhine-Westphalia)
- 6 Hessen (Hesse)
- 7 Rheinland-Pfalz (Rhineland-Palatinate)
- 8 Baden-Württemberg
- 9 Bayern (Bavaria)
- 10 Saarland
- 11 Berlin
- 12 Brandenburg
- 13 Mecklenburg-Vorpommern (Mecklenburg-Western Pomerania)
- 14 Sachsen (Saxony)
- 15 Sachsen-Anhalt (Saxony-Anhalt)
- 16 Thüringen (Thuringia)
- 99 Inap. Not DE (not coded 4 or 14 in V6)

Note:

Starting with EB 71.3 respondents for BERLIN are not anymore separated between East and West Berlin, but all coded as belonging to EAST GERMANY.

The official NUTS categories are coded and documented in the integrated alphanumeric NUTS CODES variable V600.

For meaningful results this variable needs to be weighted by W3 WEIGHT GERMANY (V12) or be used for West and East Germany separately.

Comparability:

Last trend: EB74.2, P.7

v563, weighted by v12

Value	Label	Missing	Count	Percent	Valid Percent
1	Schleswig-Holstein		54	3.6	3.6
2	Hamburg		31	2.0	2.0
3	Niedersachsen		149	9.8	9.8
4	Bremen		12	0.8	0.8
5	Nordrhein-Westfalen		323	21.3	21.3
6	Hessen		109	7.2	7.2
7	Rheinland-Pfalz		75	4.9	4.9
8	Baden-Wuerttemberg		189	12.4	12.4
9	Bayern		227	14.9	14.9
10	Saarland		19	1.3	1.3
11	Berlin		61	4.0	4.0
12	Brandenburg		52	3.4	3.4
13	Mecklenburg-Vorpommern		35	2.3	2.3
14	Sachsen		86	5.7	5.7
15	Sachsen-Anhalt		50	3.3	3.3
16	Thuringen		47	3.1	3.1
99	Inap. (not 4 or 14 in V6)	M	0	0.0	
	Sum		1519	100.0	100.0
	Valid Cases		1519		

v564 - P7 REGION - ITALY NUTS 2 MOD

P.7_IT REGION

Italy (EUROSTAT NUTS 2 LEVEL – modified) – Regioni

- 1 Piemonte & Valle d'Aosta / Vallée d'Aoste
- 2 Liguria
- 3 Lombardia (Lombardy)
- 5 Provincia Autonoma di Trento & Provincia Autonoma di Bolzano / Bozen
- 6 Veneto
- 7 Friuli-Venezia Giulia
- 8 Emilia-Romagna
- 9 Toscana (Tuscany)
- 10 Marche
- 11 Umbria
- 12 Lazio
- 13 Abruzzo & Molise
- 14 Campania
- 15 Puglia & Basilicata
- 17 Calabria
- 18 Sicilia (Sicily)
- 19 Sardegna (Sardinia)
- 99 Inap. Not IT (not coded 5 in V6)

Note:

The combination of regions (Piemonte & Valle d'Aosta / Vallee d'Aoste; Abruzzo & Molise; Puglia & Basilicata) does not comply with the official EUROSTAT specifications for NUTS 2.

Comparability:

Last trend: EB74.2, P.7

v564, weighted by v8

Value	Label	Missing	Count	Percent	Valid Percent
1	Piemonte & Valle d'Aosta / Vallee d'Aoste		79	0.3	7.6
2	Liguria		28	0.1	2.7
3	Lombardia		168	0.6	16.2
5	Prov. Trento & Prov. Bolzano / Bozen		18	0.1	1.7
6	Veneto		84	0.3	8.1
7	Friuli-Venezia Giulia		21	0.1	2.0
8	Emilia-Romagna		74	0.3	7.1
9	Toscana		64	0.2	6.2
10	Marche		27	0.1	2.6
11	Umbria		15	0.1	1.4
12	Lazio		97	0.4	9.3
13	Abruzzo & Molise		29	0.1	2.8
14	Campania		101	0.4	9.7
15	Puglia & Basilicata		81	0.3	7.8
17	Calabria		35	0.1	3.4
18	Sicilia		88	0.3	8.5
19	Sardegna		29	0.1	2.8
99	Inap. (not 5 in V6)	M	25535	96.1	
	Sum		26574	100.0	100.0
	Valid Cases		1039		

v565 - P7 REGION - ITALY NUTS 1

P.7R1_IT REGION (5 CATEGORIES)

Italy (EUROSTAT NUTS 1 LEVEL) – Gruppi di regioni

- 1 Nord-Ovest (North-West)
- 2 Nord-Est (North-East)
- 3 Centro (Center)
- 4 Sud (South)
- 5 Isole (Islands)
- 99 Inap. Not IT (not coded 5 in V6)

Note:

The official NUTS categories are coded and documented in the integrated alphanumeric NUTS CODES variable V600.

Comparability:

Last trend: EB74.2, P.7

v565, weighted by v8

Value	Label	Missing	Count	Percent	Valid Percent
1	Nord-Ovest		275	1.0	26.5
2	Nord-Est		198	0.7	19.1
3	Centro		203	0.8	19.5
4	Sud		246	0.9	23.7
5	Isole		117	0.4	11.3
99	Inap. (not 5 in V6)	M	25535	96.1	
	Sum		26574	100.0	100.0
	Valid Cases		1039		

v566 - P7 REGION - ITALY NUTS 1 MOD

P.7R2_IT REGION (11 CATAGORIES)

Italy (EUROSTAT NUTS 1 LEVEL – modified) – Gruppi di regioni

- 1 Nord-Ovest (North-West)
- 2 Lombardia (Lombardy)
- 3 Nord-Est (North-East)
- 4 Emilia-Romagna
- 5 Centro (Center)
- 6 Lazio
- 7 Abruzzo & Molise
- 8 Campania
- 9 Sud (South)
- 10 Sicilia (Sicily)
- 11 Sardegna (Sardinia)
- 99 Inap. Not IT (not coded 5 in V6)

Note:

This variable has been generated by the archive in accordance with former waves. The combination of regions and NUTS levels does not comply with official EUROSTAT specifications.

Comparability:

Last trend: EB74.2, P.7

v566, weighted by v8

Value	Label	Missing	Count	Percent	Valid Percent
1	Nord-Ovest		107	0.4	10.3
2	Lombardia		168	0.6	16.2
3	Nord-Est		123	0.5	11.8
4	Emilia-Romagna		74	0.3	7.1
5	Centro		106	0.4	10.2
6	Lazio		97	0.4	9.3
7	Abruzzo & Molise		29	0.1	2.8
8	Campania		101	0.4	9.7
9	Sud		116	0.4	11.2
10	Sicilia		88	0.3	8.5
11	Sardegna		29	0.1	2.8
99	Inap. (not 5 in V6)	M	25535	96.1	
	Sum		26574	100.0	100.0
	Valid Cases		1039		

v567 - P7 REGION - LUXEMBOURG

P.7_LU REGION

Luxembourg – Non-NUTS subdivisions

- 1 Centre (Center)
- 2 Sud (South)
- 3 Nord (North)
- 4 Est (East)
- 99 Inap. Not LU (not coded 6 in V6)

Comparability:

Last trend: EB74.2, P.7

v567, weighted by v8

Value	Label	Missing	Count	Percent	Valid Percent
1	Centre		172	0.6	34.3
2	Sud		192	0.7	38.3
3	Nord		77	0.3	15.4
4	Est		60	0.2	12.0
99	Inap. (not 6 in V6)	M	26073	98.1	
	Sum		26574	100.0	100.0
	Valid Cases		501		

v568 - P7 REGION - DENMARK NUTS 2

P.7_DK REGION

Denmark (EUROSTAT NUTS 2 LEVEL) – Regioner

- 1 Hovedstaden (Capital region)
- 2 Sjælland (Region Zealand)
- 3 Syddanmark (Region of Southern Denmark)
- 4 Midtjylland (Central Jutland)
- 5 Nordjylland (North Jutland)
- 99 Inap. Not DK (not coded 7 in V6)

Note:

The official NUTS categories are coded and documented in the integrated alphanumeric NUTS CODES variable V600.

Comparability:

Last trend: EB74.2, P.7

v568, weighted by v8

Value	Label	Missing	Count	Percent	Valid Percent
1	Hovedstaden		308	1.2	30.6
2	Sjælland		149	0.6	14.8
3	Syddanmark		218	0.8	21.6
4	Midtjylland		226	0.9	22.4
5	Nordjylland		106	0.4	10.5
99	Inap. (not 7 in V6)	M	25567	96.2	
	Sum		26574	100.0	100.0
	Valid Cases		1007		

v569 - P7 REGION - IRELAND

P.7_IE REGION

Ireland – Non-NUTS subdivisions

- 1 Dublin [part of Leinster]
- 2 Rest of Leinster [part of South-East, Mid-East, Midlands, part of Border]
- 3 Munster [Mid-West, South-West, part of Sout-East]
- 4 Connacht / Connaught & Ulster [part of Border, West]
- 99 Inap. Not IE (not coded 8 in V6)

Note:

This variable is based on four historical provinces in Ireland, however separating Dublin (NUTS 3: IE021) from the rest of Leinster and combining Connacht / Connaught and Ulster. The relation to the NUTS 2 regions for Ireland is indicated in brackets.

Comparability:

Last trend: EB74.2, P.7

v569, weighted by v8

Value	Label	Missing	Count	Percent	Valid Percent
1	Dublin		280	1.1	28.7
2	Rest of Leinster		249	0.9	25.5
3	Munster		270	1.0	27.7
4	Connacht / Connaught & Ulster		176	0.7	18.1
99	Inap. (not 8 in V6)	M	25599	96.3	
	Sum		26574	100.0	100.0
	Valid Cases		975		

v570 - P7 REGION - UNITED KINGDOM NUTS 1

P.7_GB REGION

United Kingdom (GB-NIR: EUROSTAT NUTS 3 LEVEL; GB-GBN: EUROSTAT NUTS 1 LEVEL)

- 1 Belfast
- 2 Outer Belfast
- 3 East of Northern Ireland
- 4 North of Northern Ireland
- 5 West and South of Northern Ireland
- 6 North East [England]
- 7 North West [England]
- 8 Yorkshire and The Humber
- 9 East Midlands [England]
- 10 West Midlands [England]
- 11 East of England
- 12 London
- 13 South East [England]
- 14 South West [England]
- 15 Wales
- 16 Scotland
- 99 Inap. Not GB (not coded 9 or 10 in V6)

Note:

This variable consists of five NUTS 3 regions (categories 1 to 5) for Northern Ireland and eleven NUTS 1 regions (categories 6 to 16) for Great Britain.

The official NUTS categories are coded and documented in the integrated alphanumeric NUTS CODES variable V600.

For meaningful results this variable needs to be weighted by W4 WEIGHT UNITED KINGDOM (V10) or be used for Great Britain and Northern Ireland separately.

Comparability:

Last trend: EB74.2, P.7

v570, weighted by v10

Value	Label	Missing	Count	Percent	Valid Percent
1	Belfast		6	0.5	0.5
2	Outer Belfast		9	0.7	0.7
3	East of Northern Ireland		8	0.6	0.6
4	North of Northern Ireland		6	0.5	0.5
5	West and South of Northern Ireland		7	0.5	0.5
6	North East [England]		54	4.2	4.2
7	North West [England]		145	11.2	11.2
8	Yorkshire and The Humber		110	8.5	8.5
9	East Midlands [England]		94	7.3	7.3
10	West Midlands [England]		113	8.8	8.8
11	East of England		120	9.3	9.3
12	London		159	12.3	12.3
13	South East [England]		175	13.6	13.6
14	South West [England]		111	8.6	8.6
15	Wales		63	4.9	4.9
16	Scotland		110	8.5	8.5
99	Inap. (not 9 or 10 in V6)	M	0	0.0	
	Sum		1291	99.9	100.0
	Valid Cases		1291		

v571 - P7 REGION - UNITED KINGDOM NUTS 1 MOD

P.7R_GB REGION

United Kingdom (EUROSTAT NUTS 1 LEVEL – modified) – Government Office Regions; Country

- 1 Scotland
- 2 North East & Yorkshire and The Humber & North West
- 3 East Midlands & West Midlands & East of England
- 4 Wales
- 5 South East & London
- 6 South West
- 7 Northern Ireland
- 99 Inap. Not GB (not coded 9 or 10 in V6)

Note:

This variable has been generated by the archive in accordance with former waves. The combination of regions and NUTS levels does not comply with official EUROSTAT specifications.

For meaningful results this variable needs to be weighted by W4 WEIGHT UNITED KINGDOM (V10) or be used for Great Britain and Northern Ireland separately.

Comparability:

Last trend: EB74.2, P.7

v571, weighted by v10

Value	Label	Missing	Count	Percent	Valid Percent
1	Scotland		110	8.5	8.5
2	North East & Yorkshire and The Humber & North West		309	23.9	24.0
3	East Midlands & West Midlands & East of England		327	25.3	25.3
4	Wales		63	4.9	4.9
5	South East & London		334	25.9	25.9
6	South West		111	8.6	8.6
7	Northern Ireland		36	2.8	2.8
99	Inap. (not 9 or 10 in V6)	M	0	0.0	
	Sum		1291	99.9	100.0
	Valid Cases		1291		

v572 - P7 REGION - GREECE NUTS 2

P.7_GR REGION

Greece (EUROSTAT NUTS II LEVEL) – Περιφέρειες (Periferies)

- 1 Ανατολική Μακεδονία, Θράκη / Anatoliki Makedonia, Thraki (East Macedonia and Thrace)
- 2 Κεντρική Μακεδονία / Kentriki Makedonia (Central Macedonia)
- 3 Δυτική Μακεδονία / Dytiki Makedonia (West Macedonia)
- 4 Θεσσαλία / Thessalia (Thessaly)
- 5 Ήπειρος / Ipeiros (Epirus)
- 6 Δυτική Ελλάδα / Dytiki Ellada (West Greece)
- 7 Στερεά Ελλάδα / Sterea Ellada (Central Greece)
- 8 Πελοπόννησος / Peloponnisos (Peloponnesus)
- 9 Αττική / Attiki (Attica)
- 10 Κρήτη / Kriti (Crete)
- 99 Inap. Not GR (not coded 11 in V6)

Note:

The Aegean Islands (GR41 - Voreio Aigaio and GR42 - Notio Aigaio) as well as the Ionian Islands (GR22 - Ionia Nisia) are not covered.

The official NUTS categories are coded and documented in the integrated alphanumeric NUTS CODES variable V600.

Comparability:

Last trend: EB74.2, P.7

v572, weighted by v8

Value	Label	Missing	Count	Percent	Valid Percent
1	Anatoliki Makedonia, Thraki (East Macedonia and Thrace)		59	0.2	5.9
2	Kentriki Makedonia (Central Macedonia)		182	0.7	18.2
3	Dytiki Makedonia (West Macedonia)		29	0.1	2.9
4	Thessalia (Thessaly)		73	0.3	7.3
5	Ipeiros (Epirus)		35	0.1	3.5
6	Dytiki Ellada (West Greece)		71	0.3	7.1
7	Sterea Ellada (Central Greece)		59	0.2	5.9
8	Peloponnisos (Peloponnesus)		63	0.2	6.3
9	Attiki (Attica)		371	1.4	37.1
10	Kriti (Crete)		57	0.2	5.7
99	Inap. (not 11 in V6)	M	25574	96.2	
	Sum		26574	100.0	100.0
	Valid Cases		1000		

v573 - P7 REGION - GREECE NUTS 1

P.7R_GR REGION

Greece (EUROSTAT NUTS 1 LEVEL) – Γεωγραφική Ομάδα (Groups of development regions)

- 1 Βόρεια Ελλάδα / Voreia Ellada (Northern Greece)
- 2 Κεντρική Ελλάδα / Kentriki Ellada (Central Greece)
- 3 Αττική / Attiki (Attica)
- 4 Κρήτη / Kriti (Crete)
- 99 Inap. Not GR (not coded 11 in V6)

Note:

The Aegean Islands (GR41 - Voreio Aigaiο and GR42 - Notio Aigaiο) as well as the Ionian Islands (GR22 - Ionia Nisia) are not covered.

The official NUTS categories are coded and documented on NUTS 2 level in the integrated alphanumeric NUTS CODES variable V600.

Comparability:

Last trend: EB74.2, P.7

v573, weighted by v8

Value	Label	Missing	Count	Percent	Valid Percent
1	Voreia Ellada (Northern Greece)		344	1.3	34.4
2	Kentriki Ellada (Central Greece)		228	0.9	22.8
3	Attiki (Attica)		371	1.4	37.1
4	Kriti (Crete)		57	0.2	5.7
99	Inap. (not 11 in V6)	M	25574	96.2	
	Sum		26574	100.0	100.0
	Valid Cases		1000		

v574 - P7 REGION - SPAIN NUTS 2

P.7_ES REGION

Spain (EUROSTAT NUTS 2 LEVEL) – Comunidades y ciudades autónomas

- 1 Andalucía (Andalusia)
- 2 Aragón
- 3 Principado de Asturias
- 4 Illes Balears / Islas Baleares (Balearic Islands)
- 5 Canarias (Canaries)
- 6 Cantabria
- 7 Castilla y León
- 8 Castilla - La Mancha
- 9 Cataluña (Catalonia)
- 10 Extremadura
- 11 Galicia
- 12 Comunidad de Madrid
- 13 Región de Murcia
- 14 Comunidad Foral de Navarra (Navarre)
- 15 La Rioja
- 16 Comunidad Valenciana
- 17 País Vasco
- 99 Inap. Not ES (not coded 12 in V6)

Note:

The autonomous cities of Ceuta (ES63 - Ciudad Autónoma de Ceuta) and Melilla (ES64 - Ciudad Autónoma de Melilla) are not covered.

The official NUTS categories are coded and documented in the integrated alphanumeric NUTS CODES variable V600.

Comparability:

Last trend: EB74.2, P.7

v574, weighted by v8

Value	Label	Missing	Count	Percent	Valid Percent
1	Andalucia		177	0.7	17.6
2	Aragon		30	0.1	3.0
3	Principado de Asturias		24	0.1	2.4
4	Illes Balears / Islas Baleares		23	0.1	2.3
5	Canarias		46	0.2	4.6
6	Cantabria		13	0.0	1.3
7	Castilla y Leon		57	0.2	5.7
8	Castilla - La Mancha		45	0.2	4.5
9	Cataluna		159	0.6	15.8
10	Extremadura		24	0.1	2.4
11	Galicia		62	0.2	6.2
12	Comunidad de Madrid		137	0.5	13.6
13	Region de Murcia		31	0.1	3.1
14	Comunidad Foral de Navarra		14	0.1	1.4
15	La Rioja		7	0.0	0.7
16	Comunidad Valenciana		110	0.4	10.9
17	Pais Vasco		48	0.2	4.8
99	Inap. (not 12 in V6)	M	25568	96.2	
	Sum		26574	100.0	100.0
	Valid Cases		1006		

v575 - P7 REGION - SPAIN NUTS 1

P.7R1_ES REGION (7 CATEGORIES)

Spain (EUROSTAT NUTS 1 LEVEL) – Agrupación de comunidades autónomas

- 1 Noroeste (North-West)
- 2 Noreste (North-East)
- 3 Comunidad de Madrid
- 4 Centro (Center)
- 5 Este (East)
- 6 Sur (South)
- 7 Canarias (Canaries)
- 99 Inap. Not ES (not coded 12 in V6)

Note:

The autonomous cities of Ceuta (ES63 - Ciudad Autónoma de Ceuta) and Melilla (ES64 - Ciudad Autónoma de Melilla) are not covered.

The official NUTS categories are coded and documented on NUTS 2 level in the integrated alphanumeric NUTS CODES variable V600.

Comparability:

Last trend: EB74.2, P.7

v575, weighted by v8

Value	Label	Missing	Count	Percent	Valid Percent
1	Noroeste		100	0.4	9.9
2	Noreste		98	0.4	9.7
3	Comunidad de Madrid		137	0.5	13.6
4	Centro		126	0.5	12.5
5	Este		292	1.1	29.0
6	Sur		208	0.8	20.7
7	Canarias		46	0.2	4.6
99	Inap. (not 12 in V6)	M	25568	96.2	
	Sum		26574	100.0	100.0
	Valid Cases		1006		

v576 - P7 REGION - SPAIN NUTS 1 MOD

P.7R2_ES REGION (10 CATEGORIES)

Spain (EUROSTAT NUTS 1 LEVEL – modified) – Agrupación de comunidades autónomas

- 1 Galicia
- 2 Norte (North)
- 3 Noreste (North-East)
- 4 Aragón & La Rioja
- 5 Comunidad de Madrid
- 6 Centro (Center)
- 7 Cataluña (Catalonia)
- 8 Este (East)
- 9 Sur (South)
- 10 Canarias (Canaries)
- 99 Inap. Not ES (not coded 12 in V6)

Note:

This variable has been generated by the archive in accordance with former waves. The combination of regions and NUTS levels does not comply with official EUROSTAT specifications.

The autonomous cities of Ceuta (ES63 - Ciudad Autónoma de Ceuta) and Melilla (ES64 - Ciudad Autónoma de Melilla) are not covered.

Comparability:

Last trend: EB74.2, P.7

v576, weighted by v8

Value	Label	Missing	Count	Percent	Valid Percent
1	Galicia		62	0.2	6.2
2	Norte		37	0.1	3.7
3	Noreste		61	0.2	6.1
4	Aragon & La Rioja		37	0.1	3.7
5	Comunidad de Madrid		137	0.5	13.6
6	Centro		126	0.5	12.5
7	Cataluna		159	0.6	15.8
8	Este		134	0.5	13.3
9	Sur		208	0.8	20.7
10	Canarias		46	0.2	4.6
99	Inap. (not 12 in V6)	M	25568	96.2	
	Sum		26574	100.0	100.0
	Valid Cases		1006		

v577 - P7 REGION - PORTUGAL NUTS 2

P.7_PT REGION

Portugal (EUROSTAT NUTS 2 LEVEL) – Comissaoes de Coordenação regional + Regioes autonomas

- 1 Norte (North)
- 2 Centro (Center)
- 3 Lisboa (Lisbon)
- 4 Alentejo (Alentejo Region)
- 5 Algarve
- 99 Inap. Not PT (not coded 13 in V6)

Note:

The autonomous regions of the Azores (PT20 - Região Autónoma dos Açores) and of Madeira (PT30 - Região Autónoma da Madeira) are not covered.

Since 2002 the region “Lisboa e vale do tejo” is split up and the subregion “Lezíria do Tejo” reinstated to the “Alentejo” Region and the “Médio Tejo” and “Oeste” reinstated to the “Centro” Region. The relative frequencies for each region indicate that this is reflected in the Eurobarometer P.7 regions starting with Eurobarometer 62.0. The original label for category ‘3’ (“Lisboa e vale do Tejo”) has been edited accordingly. According to the NUTS 2 specifications for Portugal this now only includes “Grande Lisboa” and “Península de Setúbal”.

The official NUTS categories are coded and documented in the integrated alphanumeric NUTS CODES variable V600.

Comparability:

Last trend: EB74.2, P.7

v577, weighted by v8

Value	Label	Missing	Count	Percent	Valid Percent
1	Norte		385	1.4	36.8
2	Centro		250	0.9	23.9
3	Lisboa		291	1.1	27.8
4	Alentejo		79	0.3	7.6
5	Algarve		41	0.2	3.9
99	Inap. (not 13 in V6)	M	25528	96.1	
	Sum		26574	100.0	100.0
	Valid Cases		1046		

v578 - P7 REGION - FINLAND NUTS 3

P.7_FI REGION

Finland (EUROSTAT NUTS 3 LEVEL 2010) – Maakunnat / Landskap

- 1 Helsinki-Uusimaa
- 2 Varsinais-Suomi (Southwest Finland)
- 3 Satakunta
- 4 Kanta-Häme (Tavastia Proper)
- 5 Pirkanmaa (Tampere Region)
- 6 Päijät-Häme (Paijanne Tavastia)
- 7 Kymenlaakso
- 8 Etelä-Karjala (South Karelia)
- 9 Etelä-Savo (Southern Savonia)
- 10 Pohjois-Savo (Northern Savonia)
- 11 Pohjois-Karjala (North Karelia)
- 12 Keski-Suomi (Central Finland)
- 13 Etelä-Pohjanmaa (Southern Ostrobothnia)
- 14 Pohjanmaa (Ostrobothnia)
- 15 Keski-Pohjanmaa (Central Ostrobothnia)
- 16 Pohjois-Pohjanmaa (Northern Ostrobothnia)
- 17 Kainuu
- 18 Lappi (Lapland)
- 99 Inap. Not FI (not coded 16 in V6)

Note:

The Åland Islands (FI200 - Landskapet Åland / Avenanmaan maakunta) are not covered.

Former regions of "Uusimaa" (FI181) and "Itä-Uusimaa" (FI182) have been consolidated to the region of "Helsinki-Uusimaa" (FI1B1) on January 1, 2011. The official NUTS codes have changed accordingly starting with NUTS version 2010.

Eurobarometer did never code "Itä-Uusimaa" (East Uusimaa) separately. "Uusimaa" always included the capital area of Helsinki. For this reason the NUTS CODES variable V600 is already coded in accordance with NUTS version 2010.

The NUTS version history documents a minor boundary shift between "Satakunta" (NUTS 2003: FI191; NUTS 2006/2010: FI196) and "Pirkanmaa" (NUTS 2003: FI192; NUTS 2006/2010: FI197). One municipality has been transferred between these NUTS level 3 regions. Please notice that the NUTS CODES variable V600 is based on the NUTS 2006/2010 codes for "Satakunta" and "Pirkanmaa" although it could not be verified if and when the boundary shift is actually reflected in Eurobarometer data.

The official NUTS categories are coded and documented in the integrated alphanumeric NUTS CODES variable V600.

Comparability:

Last trend: EB74.2, P.7

v578, weighted by v8

Value	Label	Missing	Count	Percent	Valid Percent
1	Helsinki-Uusimaa		275	1.0	27.4
2	Varsinais-Suomi (Southwest Finland)		66	0.2	6.6
3	Satakunta		31	0.1	3.1
4	Kanta-Häme (Tavastia Proper)		38	0.1	3.8
5	Pirkanmaa (Tampere Region)		107	0.4	10.7
6	Päijät-Häme (Päijänne Tavastia)		52	0.2	5.2
7	Kymenlaakso		40	0.2	4.0
8	Etelä-Karjala (South Karelia)		33	0.1	3.3
9	Etelä-Savo (Southern Savonia)		5	0.0	0.5
10	Pohjois-Savo (Northern Savonia)		56	0.2	5.6
11	Pohjois-Karjala (North Karelia)		36	0.1	3.6
12	Keski-Suomi (Central Finland)		8	0.0	0.8
13	Etelä-Pohjanmaa (Southern Ostrobothnia)		62	0.2	6.2
14	Pohjanmaa (Ostrobothnia)		47	0.2	4.7
16	Pohjois-Pohjanmaa (Northern Ostrobothnia)		104	0.4	10.4
17	Kainuu		29	0.1	2.9
18	Lappi (Lapland)		14	0.1	1.4
99	Inap. (not 16 in V6)	M	25571	96.2	
	Sum		26574	100.0	100.0
	Valid Cases		1003		

v579 - P7 REGION - FINLAND NUTS 2

P.7R_FI REGION

Finland (EUROSTAT NUTS 2 LEVEL 2003 / 2006) – Suuralueet / Storområden

- 1 Itä-Suomi (East Finland)
- 2 Etelä-Suomi (South Finland)
- 3 Länsi-Suomi (West Finland)
- 4 Pohjois-Suomi (North Finland)
- 99 Inap. Not FI (not coded 16 in V6)

Note:

The Åland Islands (FI200 - Landskapet Åland / Avenanmaan maakunta) are not covered.

This variable corresponds to the NUTS 2 breakdown in accordance with NUTS versions 2003 und 2006, i.e. before separating "Helsinki-Uusimaa" (NUTS version 2010: F11B) from "Etelä-Suomi" (NUTS 2003/2006: F118; NUTS 2010: F11C), and before merging "Pohjois-Suomi" (NUTS 2003/2006: F11A) with "Itä-Suomi" (NUTS 2003/2006: F113) to "Pohjois- ja Itä-Suomi" (NUTS 2010: F11D). This coding corresponds to former Eurobarometer waves. Unlike the present NUTS 2 variable, the NUTS CODES variable V600 represents NUTS version 2010.

Comparability:

Last trend: EB74.2, P.7

v579, weighted by v8

Value	Label	Missing	Count	Percent	Valid Percent
1	Itä-Suomi (East Finland)		126	0.5	12.6
2	Etelä-Suomi (South Finland)		503	1.9	50.1
3	Lansi-Suomi (West Finland)		256	1.0	25.5
4	Pohjois-Suomi (North Finland)		118	0.4	11.8
99	Inap. (not 16 in V6)	M	25571	96.2	
	Sum		26574	100.0	100.0
	Valid Cases		1003		

v580 - P7 REGION - SWEDEN NUTS 2

P.7_SE REGION

Sweden (EUROSTAT NUTS 2 LEVEL) – Riksområden

- 1 Stockholm
- 2 Östra Mellansverige (East Middle Sweden)
- 3 Småland med öarna (Smaland and the islands)
- 4 Sydsverige (South Sweden)
- 5 Vastsverige (West Sweden)
- 6 Norra Mellansverige (North Middle Sweden)
- 7 Mellersta Norrland (Middle Norrland)
- 8 Övre Norrland (Upper Norrland)
- 99 Inap. Not SE (not coded 17 in V6)

Note:

The official NUTS categories are coded and documented in the integrated alphanumeric NUTS CODES variable V600.

Comparability:

Last trend: EB74.2, P.7

v580, weighted by v8

Value	Label	Missing	Count	Percent	Valid Percent
1	Stockholm		213	0.8	21.1
2	Ostra Mellansverige (East Middle Sweden)		169	0.6	16.7
3	Smaland med oarna (Smaland and the islands)		89	0.3	8.8
4	Sydsverige (South Sweden)		149	0.6	14.8
5	Vastsverige (West Sweden)		202	0.8	20.0
6	Norra Mellansverige (North Middle Sweden)		91	0.3	9.0
7	Mellersta Norrland (Middle Norrland)		41	0.2	4.1
8	Ovre Norrland (Upper Norrland)		56	0.2	5.5
99	Inap. (not 17 in V6)	M	25564	96.2	
	Sum		26574	100.0	100.0
	Valid Cases		1010		

v581 - P7 REGION - SWEDEN NUTS 1

P.7R_SE REGION

Sweden (EUROSTAT NUTS 1 LEVEL) – Grupper av riksområden

- 1 Östra Sverige (East Sweden)
- 2 Södra Sverige (South Sweden)
- 3 Norra Sverige (North Sweden)
- 99 Inap. Not SE (not coded 17 in V6)

Note:

This variable has been generated by the archive in accordance with former waves.

The official NUTS categories are coded and documented on NUTS 2 level in the integrated alphanumeric NUTS CODES variable V600.

Comparability:

Last trend: EB74.2, P.7

v581, weighted by v8

Value	Label	Missing	Count	Percent	Valid Percent
1	Ostra Sverige (East Sweden)		382	1.4	37.8
2	Sodra Sverige (South Sweden)		440	1.7	43.5
3	Norra Sverige (North Sweden)		189	0.7	18.7
99	Inap. (not 17 in V6)	M	25564	96.2	
	Sum		26574	100.0	100.0
	Valid Cases		1010		

v582 - P7 REGION - AUSTRIA NUTS 2

P.7_AT REGION

Austria (EUROSTAT NUTS 2 LEVEL) – Bundesländer

- 1 Vorarlberg
- 2 Tirol
- 3 Salzburg
- 4 Oberösterreich (Upper Austria)
- 5 Steiermark (Styria)
- 6 Kärnten (Carynthia)
- 7 Niederösterreich (Lower Austria)
- 8 Burgenland [AT]
- 9 Wien (Vienna)
- 99 Inap. Not AT (not coded 18 in V6)

Note:

The official NUTS categories are coded and documented in the integrated alphanumeric NUTS CODES variable V600.

Comparability:

Last trend: EB74.2, P.7

v582, weighted by v8

Value	Label	Missing	Count	Percent	Valid Percent
1	Vorarlberg		43	0.2	4.3
2	Tirol		85	0.3	8.4
3	Salzburg		64	0.2	6.3
4	Oberoesterreich (Upper Austria)		168	0.6	16.6
5	Steiermark (Styria)		148	0.6	14.6
6	Kaernten (Carynthia)		69	0.3	6.8
7	Niederoesterreich (Lower Austria)		194	0.7	19.2
8	Burgenland [AT]		35	0.1	3.5
9	Wien (Vienna)		205	0.8	20.3
99	Inap. (not 18 in V6)	M	25564	96.2	
	Sum		26574	100.0	100.0
	Valid Cases		1010		

v583 - P7 REGION - AUSTRIA NUTS 1

P.7R_AT REGION

Austria (EUROSTAT NUTS 1 LEVEL) – Gruppen von Bundesländern

- 1 Ostösterreich (East Austria)
- 2 Südosterreich (South Austria)
- 3 Westösterreich (West Austria)
- 99 Inap. Not AT (not coded 18 in V6)

Note:

The official NUTS categories are coded and documented on NUTS 2 level in the integrated NUTS CODES variable V600.

Comparability:

Last trend: EB74.2, P.7

v583, weighted by v8

Value	Label	Missing	Count	Percent	Valid Percent
1	Ostoesterreich (East Austria)		433	1.6	42.9
2	Suedoesterreich (South Austria)		217	0.8	21.5
3	Westoesterreich (West Austria)		360	1.4	35.6
99	Inap. (not 18 in V6)	M	25564	96.2	
	Sum		26574	100.0	100.0
	Valid Cases		1010		

v584 - P7 REGION - CYPRUS (REPUBLIC)

P.7_CY REGION

Republic of Cyprus

(Districts based on EUROSTAT local administration units LAU 1 as defined for Cyprus as a whole) – Επαρχίες (Eparchies)

- 1 Λευκωσία / Lefkosia (Nicosia) [Greek administration part]
- 2 Λεμεσός / Lemesos (Limassol)
- 3 Λάρνακα / Larnaka (Larnaca) [Greek administration part]
- 4 Πάφος / Pafos (Paphos)
- 5 Αμμόχωστος / Ammochostos (Famagusta) [Greek administration part]
- 99 Inap. Not CY (not coded 19 in V6)

Note:

For the Republic of Cyprus as well as for the Turkish Cypriot Community (Northern Cyprus) the documentation has been upgraded in order to clarify the different original language names of districts and their respective governance. The international name in English language is added in parenthesis and the political administration in squared brackets.

Comparability:

Last trend: EB74.2, P.7

v584, weighted by v8

Value	Label	Missing	Count	Percent	Valid Percent
1	Lefkosia (Nicosia) [Greek]		197	0.7	39.3
2	Lemesos (Limassol)		144	0.5	28.7
3	Larnaka (Larnaca) [Greek]		84	0.3	16.8
4	Pafos (Paphos)		48	0.2	9.6
5	Ammochostos (Famagusta) [Greek]		28	0.1	5.6
99	Inap. (not 19 in V6)	M	26073	98.1	
	Sum		26574	100.0	100.0
	Valid Cases		501		

v585 - P7 REGION - CZECH REPUBLIC NUTS 2

P.7_CZ REGION

Czech Republic (EUROSTAT NUTS 2 LEVEL) – Oblasti

- 1 Praha (Prague)
- 2 Střední Čechy (Central Bohemia)
- 3 Jihozápad (Southwest)
- 4 Severozápad (Northwest)
- 5 Severovýchod (Northeast)
- 6 Jihovýchod (Southeast)
- 7 Střední Morava (Central Moravia)
- 8 Moravskoslezsko (Moravian-Silesian Region)
- 99 Inap. Not CZ (not coded 20 in V6)

Note:

The official NUTS categories are coded and documented in the integrated alphanumeric NUTS CODES variable V600.

Comparability:

Last trend: EB74.2, P.7

v585, weighted by v8

Value	Label	Missing	Count	Percent	Valid Percent
1	Praha (Prague)		122	0.5	12.0
2	Stredni Cechy (Central Bohemia)		118	0.4	11.6
3	Jihozapad (Southwest)		117	0.4	11.5
4	Severozapad (Northwest)		110	0.4	10.8
5	Severovychoch (Northeast)		145	0.5	14.3
6	Jihovychoch (Southeast)		161	0.6	15.9
7	Stredni Morava (Central Moravia)		120	0.5	11.8
8	Moravskoslezsko (Moravian-Silesian Region)		121	0.5	11.9
99	Inap. (not 20 in V6)	M	25559	96.2	
	Sum		26574	100.0	100.0
	Valid Cases		1015		

v586 - P7 REGION - ESTONIA

P.7_EE REGION

Estonia (EUROSTAT NUTS 3 LEVEL – strongly modified) – Groups of counties (Maakond)

- 1 Tallinn
- 2 Põhja-Eesti (Northern Estonia) [Harjumaa & Järvamaa & Raplamaa]
- 3 Lääne-Eesti (Western Estonia) [Läänemaa & Hiiumaa & Saaremaa & Pärnu]
- 4 Tartu area [Tartumaa & Jõgevamaa]
- 5 Lõuna-Eesti (Southern Estonia) [Põlvamaa & Viljandimaa & Valgamaa & Võrumaa]
- 6 Kirde-Eesti (North-East Estonia) [Lääne-Virumaa & Ida-Virumaa]
- 99 Inap. Not EE (not coded 21 in V6)

Note:

“Lääne-Eesti” (Western Estonia) corresponds to the official NUTS 3 code EE004. The official NUTS 3 region “Lõuna –Eesti” (EE008) includes the “Tartu” area.

Comparability:

Last trend: EB74.2, P.7

v586, weighted by v8

Value	Label	Missing	Count	Percent	Valid Percent
1	Tallinn		268	1.0	26.8
2	Põhja-Eesti (Northern Estonia)		158	0.6	15.8
3	Lääne-Eesti (Western Estonia)		142	0.5	14.2
4	Tartu area		160	0.6	16.0
5	Lõuna-Eesti (Southern Estonia)		143	0.5	14.3
6	Kirde-Eesti (North-East Estonia)		128	0.5	12.8
99	Inap. (not 21 in V6)	M	25574	96.2	
	Sum		26574	100.0	100.0
	Valid Cases		1000		

v587 - P7 REGION - HUNGARY NUTS 2

P.7_HU REGION

Hungary (EUROSTAT NUTS 2 LEVEL) – Tervezési-statisztikai régiók

- 1 Közép-Magyarország (Central Hungary)
- 2 Észak-Magyarország (North Hungary)
- 3 Észak-Alföld (North Great Plain)
- 4 Dél-Alföld (South Great Plain)
- 5 Dél-Dunántúl (South Transdanubia)
- 6 Közép-Dunántúl (Central Transdanubia)
- 7 Nyugat-Dunántúl (West Transdanubia)
- 99 Inap. Not HU (not coded 22 in V6)

Note:

The official NUTS categories are coded and documented in the integrated alphanumeric NUTS CODES variable V600.

Comparability:

Last trend: EB74.2, P.7

v587, weighted by v8

Value	Label	Missing	Count	Percent	Valid Percent
1	Közép-Magyarország (Central Hungary)		291	1.1	28.7
2	Észak-Magyarország (North Hungary)		126	0.5	12.4
3	Észak-Alföld (North Great Plain)		150	0.6	14.8
4	Dél-Alföld (South Great Plain)		136	0.5	13.4
5	Dél-Dunántúl (South Transdanubia)		98	0.4	9.7
6	Közép-Dunántúl (Central Transdanubia)		111	0.4	11.0
7	Nyugat-Dunántúl (West Transdanubia)		101	0.4	10.0
99	Inap. (not 22 in V6)	M	25560	96.2	
	Sum		26574	100.0	100.0
	Valid Cases		1014		

v588 - P7 REGION - HUNGARY NUTS 1

P.7R_HU REGION

Hungary (EUROSTAT NUTS 1 LEVEL) – Statisztikai nagyrégiók

- 1 Közép-Magyarország (Central Hungary)
- 2 Dunántúl (Transdanubia)
- 3 Alföld és Észak (North and Great Plain)
- 99 Inap. Not HU (not coded 22 in V6)

Note:

This variable has been generated by the archive in accordance with former waves.

The official NUTS categories are coded and documented on NUTS 2 level in the integrated alphanumeric NUTS CODES variable V600.

Comparability:

Last trend: EB74.2, P.7

v588, weighted by v8

Value	Label	Missing	Count	Percent	Valid Percent
1	Közép-Magyarország (Central Hungary)		291	1.1	28.7
2	Dunántúl (Transdanubia)		311	1.2	30.7
3	Alföld és Észak (North and Great Plain)		412	1.6	40.6
99	Inap. (not 22 in V6)	M	25560	96.2	
	Sum		26574	100.0	100.0
	Valid Cases		1014		

v589 - P7 REGION - LATVIA NUTS 3

P.7_LV REGION

Latvia (EUROSTAT NUTS 3 LEVEL) – Statistiskie reģioni

- 1 Rīga
- 2 Pierīga
- 3 Vidzeme
- 4 Kurzeme
- 5 Zemgale
- 6 Latgale
- 99 Inap. Not LV (not coded 23 in V6)

Note:

The official NUTS categories are coded and documented in the integrated alphanumeric NUTS CODES variable V600.

Comparability:

Last trend: EB74.2, P.7

v589, weighted by v8

Value	Label	Missing	Count	Percent	Valid Percent
1	Rīga		273	1.0	27.3
2	Pierīga		178	0.7	17.8
3	Vidzeme		120	0.5	12.0
4	Kurzeme		138	0.5	13.8
5	Zemgale		130	0.5	13.0
6	Latgale		160	0.6	16.0
99	Inap. (not 23 in V6)	M	25574	96.2	
	Sum		26574	100.0	100.0
	Valid Cases		1000		

v590 - P7 REGION - LITHUANIA NUTS 3

P.7_LT REGION

Lithuania (EUROSTAT NUTS 3 LEVEL) – Apskritis (counties)

- 1 Vilniaus apskritis
- 2 Utenos apskritis
- 3 Kauno apskritis
- 4 Alytaus apskritis
- 5 Marijampolės apskritis
- 6 Panevėžio apskritis
- 7 Šiaulių apskritis
- 8 Tauragės apskritis
- 9 Telšių apskritis
- 10 Klaipėdos apskritis
- 99 Inap. Not LT (not coded 24 in V6)

Note:

The official NUTS categories are coded and documented in the integrated alphanumeric NUTS CODES variable V600.

Comparability:

Last trend: EB74.2, P.7

v590, weighted by v8

Value	Label	Missing	Count	Percent	Valid Percent
1	Vilniaus apskritis		261	1.0	25.4
2	Utenos apskritis		54	0.2	5.3
3	Kauno apskritis		205	0.8	20.0
4	Alytaus apskritis		54	0.2	5.3
5	Marijampolės apskritis		54	0.2	5.3
6	Panevėžio apskritis		87	0.3	8.5
7	Šiauliai apskritis		106	0.4	10.3
8	Taurages apskritis		38	0.1	3.7
9	Telsiai apskritis		52	0.2	5.1
10	Klaipėdos apskritis		115	0.4	11.2
99	Inap. (not 24 in V6)	M	25548	96.1	
	Sum		26574	100.0	100.0
	Valid Cases		1026		

v591 - P7 REGION - POLAND NUTS 2

P.7_PL REGION

Poland (EUROSTAT NUTS 2 LEVEL) – Województwa (Voivodeship)

- 1 Dolnośląskie (Lower Silesian)
- 2 Kujawsko-Pomorskie (Kuyavian-Pomerania)
- 3 Lubelskie (Lublin)
- 4 Lubuskie (Lubusz)
- 5 Łódzkie (Łódź)
- 6 Małopolskie (Małopolska)
- 7 Mazowieckie (Masovian)
- 8 Opolskie (Opole)
- 9 Podkarpackie
- 10 Podlaskie
- 11 Pomorskie (Pomeranian)
- 12 Śląskie (Silesian)
- 13 Świętokrzyskie
- 14 Warmińsko-Mazurskie (Warmian-Masurian)
- 15 Wielkopolskie (Wielkopolska / Greater Poland)
- 16 Zachodniopomorskie (West Pomeranian)
- 99 Inap. Not PL (not coded 26 in V6)

Note:

The official NUTS categories are coded and documented in the integrated alphanumeric NUTS CODES variable V600.

Comparability:

Last trend: EB74.2, P.7

v591, weighted by v8

Value	Label	Missing	Count	Percent	Valid Percent
1	Dolnoslaskie (Lower Silesian)		77	0.3	7.7
2	Kujawsko-Pomorskie (Kuyavian-Pomerania)		54	0.2	5.4
3	Lubelskie (Lublin)		56	0.2	5.6
4	Lubuskie (Lubusz)		26	0.1	2.6
5	Lodzkie (Lodz)		68	0.3	6.8
6	Malopolskie (Malopolska)		85	0.3	8.5
7	Mazowieckie (Masovian)		137	0.5	13.7
8	Opolskie (Opole)		28	0.1	2.8
9	Podkarpackie		54	0.2	5.4
10	Podlaskie		31	0.1	3.1
11	Pomorskie (Pomeranian)		57	0.2	5.7
12	Slaskie (Silesian)		124	0.5	12.4
13	Swietokrzyskie		34	0.1	3.4
14	Warminsko-Mazurskie (Warmian-Masurian)		37	0.1	3.7
15	Wielkopolskie (Wielkopolska / Greater Poland)		88	0.3	8.8
16	Zachodniopomorskie (West Pomeranian)		44	0.2	4.4
99	Inap. (not 26 in V6)	M	25574	96.2	
	Sum		26574	100.0	100.0
	Valid Cases		1000		

v592 - P7 REGION - POLAND NUTS 1

P.7R_PL REGION

Poland (EUROSTAT NUTS 1 LEVEL) – Regiony

- 1 Region Centralny (Central)
- 2 Region Południowy (South)
- 3 Region Wschodni (East)
- 4 Region Północno-Zachodni (Northwest)
- 5 Region Południowo-Zachodni (Southwest)
- 6 Region Północny (North)
- 99 Inap. Not PL (not coded 26 in V6)

Note:

The official NUTS categories are coded and documented on NUTS 2 level in the integrated alphanumeric NUTS CODES variable V600.

Comparability:

Last trend: EB74.2, P.7

v592, weighted by v8

Value	Label	Missing	Count	Percent	Valid Percent
1	Region Centralny (Central)		204	0.8	20.4
2	Region Południowy (South)		209	0.8	20.9
3	Region Wschodni (East)		176	0.7	17.6
4	Region Północno-Zachodni (Northwest)		159	0.6	15.9
5	Region Południowo-Zachodni (Southwest)		104	0.4	10.4
6	Region Północny (North)		148	0.6	14.8
99	Inap. (not 26 in V6)	M	25574	96.2	
	Sum		26574	100.0	100.0
	Valid Cases		1000		

v593 - P7 REGION - SLOVAKIA NUTS 2

P.7_SK REGION

Slovakia (EUROSTAT NUTS 2 LEVEL) – Oblasti

- 1 Bratislavský kraj (Bratislava Region)
- 2 Západné Slovensko (Western Slovakia)
- 3 Stredné Slovensko (Central Slovakia)
- 4 Východné Slovensko (Eastern Slovakia)
- 99 Inap. Not SK (not coded 27 in V6)

Note:

The official NUTS categories are coded and documented in the integrated alphanumeric NUTS CODES variable V600.

Comparability:

Last trend: EB74.2, P.7

v593, weighted by v8

Value	Label	Missing	Count	Percent	Valid Percent
1	Bratislavsky kraj (Bratislava Region)		115	0.4	11.1
2	Zapadne Slovensko (Western Slovakia)		358	1.3	34.6
3	Stredne Slovensko (Central Slovakia)		259	1.0	25.0
4	Vychodne Slovensko (Eastern Slovakia)		302	1.1	29.2
99	Inap. (not 27 in V6)	M	25540	96.1	
	Sum		26574	100.0	100.0
	Valid Cases		1034		

v594 - P7 REGION - SLOVENIA NUTS 3

P.7_SI REGION

Slovenia (EUROSTAT NUTS 3 LEVEL) – Statistične regije (statistical regions)

- 1 Pomurska (Mura)
- 2 Podravska (Drava)
- 3 Koroška (Carinthia)
- 4 Savinjska (Savinja)
- 5 Zasavska (Central Sava)
- 6 Spodnjeposavska (Lower Sava)
- 7 Gorenjska (Upper Carniola)
- 8 Notranjsko-kraška (Inner Carniola-Karst)
- 9 Goriška (Gorizia)
- 10 Obalno-kraška (Coastal-Karst)
- 11 Jugovzhodna Slovenija (Southeast Slovenia)
- 12 Osrednjeslovenska (Central Slovenia)
- 99 Inap. Not SI (not coded 28 in V6)

Note:

The official NUTS categories are coded and documented in the integrated alphanumeric NUTS CODES variable V600.

Comparability:

Last trend: EB74.2, P.7

v594, weighted by v8

Value	Label	Missing	Count	Percent	Valid Percent
1	Pomurska (Mura)		60	0.2	5.9
2	Podravska (Drava)		164	0.6	16.1
3	Koroška (Carinthia)		36	0.1	3.5
4	Savinjska (Savinja)		129	0.5	12.7
5	Zasavska (Central Sava)		23	0.1	2.3
6	Spodnjeposavska (Lower Sava)		35	0.1	3.4
7	Gorenjska (Upper Carniola)		100	0.4	9.8
8	Notranjsko-kraška (Inner Carniola-Karst)		26	0.1	2.6
9	Goriška (Gorizia)		60	0.2	5.9
10	Obalno-kraška (Coastal-Karst)		56	0.2	5.5
11	Jugovzhodna Slovenija (Southeast Slovenia)		70	0.3	6.9
12	Osrednjeslovenska (Central Slovenia)		260	1.0	25.5
99	Inap. (not 28 in V6)	M	25554	96.2	
	Sum		26574	100.0	100.0
	Valid Cases		1020		

v595 - P7 REGION - SLOVENIA NUTS 2

P.7R_SI REGION

Slovenia (EUROSTAT NUTS 2 LEVEL) – Kohezijske regije

- 1 Vzhodna Slovenija (Eastern Slovenia)
- 2 Zahodna Slovenija (Western Slovenia)
- 99 Inap. Not SI (not coded 18 in V6)

Note:

This variable has been generated by the archive in accordance with former waves.

The official NUTS categories are coded and documented on NUTS 3 level in the integrated alphanumeric NUTS CODES variable V600.

Comparability:

Last trend: EB74.2, P.7

v595, weighted by v8

Value	Label	Missing	Count	Percent	Valid Percent
1	Vzhodna Slovenija (Eastern Slovenia)		544	2.0	53.3
2	Zahodna Slovenija (Western Slovenia)		476	1.8	46.7
99	Inap. (not 18 in V6)	M	25554	96.2	
	Sum		26574	100.0	100.0
	Valid Cases		1020		

v596 - P7 REGION - BULGARIA NUTS 3

P.7_BG REGION

Bulgaria (EUROSTAT NUTS 3 LEVEL) – Области (Oblasti)

- 1 Благоевград / Blagoevgrad
- 2 Бургас / Burgas
- 3 Варна / Varna
- 4 Велико Търново / Veliko Tarnovo
- 5 Видин / Vidin
- 6 Враца / Vratsa
- 7 Габрово / Gabrovo
- 8 Добрич / Dobrich
- 9 Кърджали / Kardzhali
- 10 Кюстендил / Kyustendil
- 11 Ловеч / Lovech
- 12 Монтана / Montana
- 13 Пазарджик / Pazardzhik
- 14 Перник / Pernik
- 15 Плевен / Pleven
- 16 Пловдив / Plovdiv
- 17 Разград / Razgrad
- 18 Русе / Ruse
- 19 Силистра / Silistra
- 20 Сливен / Sliven
- 21 Смолян / Smolyan
- 22 София столица / Sofia [Capital]
- 23 София / Sofia [Province]
- 24 Стара Загора / Stara Zagora
- 25 Търговище / Targovishte
- 26 Хасково / Haskovo
- 27 Шумен / Shumen
- 28 Ямбол / Yambol
- 99 Inap. Not BG (not coded 29 in V6)

Note:

The official NUTS categories are coded and documented in the integrated alphanumeric NUTS CODES variable V600.

Comparability:

Last trend: EB74.2, P.7

v596, weighted by v8

Value	Label	Missing	Count	Percent	Valid Percent
1	Blagoevgrad		43	0.2	4.3
2	Burgas		55	0.2	5.5
3	Varna		61	0.2	6.1
4	Veliko Tarnovo		36	0.1	3.6
5	Vidin		14	0.1	1.4
6	Vratsa		26	0.1	2.6
7	Gabrovo		17	0.1	1.7
8	Dobrich		26	0.1	2.6
9	Kardzhali		20	0.1	2.0
10	Kyustendil		19	0.1	1.9
11	Lovech		20	0.1	2.0
12	Montana		21	0.1	2.1
13	Pazardzhik		38	0.1	3.8
14	Pernik		18	0.1	1.8
15	Pleven		39	0.1	3.9
16	Plovdiv		93	0.3	9.3
17	Razgrad		18	0.1	1.8
18	Ruse		33	0.1	3.3
19	Silistra		17	0.1	1.7
20	Sliven		27	0.1	2.7
21	Smolyan		17	0.1	1.7
22	Sofia [Capital]		164	0.6	16.5
23	Sofia [Province]		33	0.1	3.3
24	Stara Zagora		46	0.2	4.6
25	Targovishte		17	0.1	1.7
26	Haskovo		34	0.1	3.4
27	Shumen		26	0.1	2.6
28	Yambol		18	0.1	1.8
99	Inap. (not 29 in V6)	M	25574	96.2	
	Sum		26574	100.0	100.0
	Valid Cases		1000		

v597 - P7 REGION - BULGARIA NUTS 2

P.7R_BG REGION

Bulgaria (EUROSTAT NUTS 2 LEVEL) – Райони за планиране (Rajoni za planirane)

- 1 Северозападен / Severozapaden (Northwest)
- 2 Северен централен / Severen tsentralen (North Central)
- 3 Североизточен / Severoiztochen (Northeast)
- 4 Югоизточен / Yugoiztochen (Southeast)
- 5 Югозападен / Yugozapaden (Southwest)
- 6 Южен централен / Yuzhen tsentralen (South Central)
- 99 Inap. Not BG (not coded 29 in V6)

Note:

This variable has been generated by the archive in accordance with former waves.

The official NUTS categories are coded and documented on NUTS 3 level in the integrated alphanumeric NUTS CODES variable V600.

Comparability:

Last trend: EB74.2, P.7

v597, weighted by v8

Value	Label	Missing	Count	Percent	Valid Percent
1	Severozapaden (Northwest)		120	0.5	12.0
2	Severen tsentralen (North Central)		121	0.5	12.1
3	Severoiztochen (Northeast)		130	0.5	13.0
4	Yugoiztochen (Southeast)		147	0.6	14.7
5	Yugozapaden (Southwest)		278	1.0	27.9
6	Yuzhen tsentralen (South Central)		202	0.8	20.2
99	Inap. (not 29 in V6)	M	25574	96.2	
	Sum		26574	100.0	100.0
	Valid Cases		1000		

v598 - P7 REGION - ROMANIA NUTS 2

P.7_RO REGION

Romania (EUROSTAT NUTS 2 LEVEL) – Regiuni

- 1 Nord-Est (North-East)
- 2 Sud-Est (South-East)
- 3 Sud - Muntenia (South)
- 4 Sud-Vest - Oltenia (South-West)
- 5 Vest (West)
- 6 Nord-Vest (North-West)
- 7 Centru (Central)
- 8 București - Ilfov (Bucharest - Ilfov)
- 99 Inap. Not RO (not coded 30 in V6)

Note:

The official NUTS categories are coded and documented in the integrated alphanumeric NUTS CODES variable V600.

Comparability:

Last trend: EB74.2, P.7

v598, weighted by v8

Value	Label	Missing	Count	Percent	Valid Percent
1	Nord-Est		170	0.6	16.8
2	Sud-Est		134	0.5	13.2
3	Sud - Muntenia		170	0.6	16.8
4	Sud-Vest - Oltenia		108	0.4	10.7
5	Vest		91	0.3	9.0
6	Nord-Vest		128	0.5	12.6
7	Centru		118	0.4	11.6
8	Bucuresti - Ilfov (Bucharest - Ilfov)		95	0.4	9.4
99	Inap. (not 30 in V6)	M	25561	96.2	
	Sum		26574	100.0	100.0
	Valid Cases		1013		

v599 - P7 REGION - ROMANIA NUTS 1

P.7R_RO REGION

Romania (EUROSTAT NUTS 1 LEVEL) – Macroregiuni

- 1 Macroregiunea unu (Macroregion 1)
- 2 Macroregiunea doi (Macroregion 2)
- 3 Macroregiunea trei (Macroregion 3)
- 4 Macroregiunea patru (Macroregion 4)
- 99 Inap. Not RO (not coded 30 in V6)

Note:

This variable has been generated by the archive in accordance with former waves.

The official NUTS categories are coded and documented on NUTS 2 level in the integrated alphanumeric NUTS CODES variable V600.

Comparability:

Last trend: EB74.2, P.7

v599, weighted by v8

Value	Label	Missing	Count	Percent	Valid Percent
1	Macroregiunea unu (Macroregion 1)		246	0.9	24.3
2	Macroregiunea doi (Macroregion 2)		303	1.1	29.9
3	Macroregiunea trei (Macroregion 3)		265	1.0	26.2
4	Macroregiunea patru (Macroregion 4)		199	0.7	19.6
99	Inap. (not 30 in V6)	M	25561	96.2	
	Sum		26574	100.0	100.0
	Valid Cases		1013		

v600 - REGION - NUTS CODES

REGION – NUTS CODES

in France (FR):

NUTS 2 according to NUTS versions 2003, 2006, 2010

FR10 Île de France
FR21 Champagne-Ardenne
FR22 Picardie
FR23 Haute-Normandie
FR24 Centre
FR25 Basse-Normandie
FR26 Bourgogne
FR30 Nord - Pas-de-Calais
FR41 Lorraine
FR42 Alsace
FR43 Franche-Comté
FR51 Pays de la Loire
FR52 Bretagne
FR53 Poitou-Charentes
FR61 Aquitaine
FR62 Midi-Pyrénées
FR63 Limousin
FR71 Rhône-Alpes
FR72 Auvergne
FR81 Languedoc-Roussillon
FR82 Provence-Alpes-Côte d'Azur
FR83 Corse (not mentioned)

in Belgium (BE):

NUTS 2 according to NUTS versions 2003, 2006, 2010

BE10 Region de Bruxelles-Capitale / Brussels Hoofdstedelijk Gewest
BE21 Provincie Antwerpen
BE22 Provincie Limburg [BE]
BE23 Provincie Oost-Vlaanderen
BE24 Provincie Vlaams-Brabant
BE25 Provincie West-Vlaanderen
BE31 Province Brabant Wallon
BE32 Province Hainaut
BE33 Province Liège
BE34 Province Luxembourg [BE]
BE35 Province Namur

in Netherlands (NL):

NUTS 2 according to NUTS versions 2003, 2006, 2010

NL11 Groningen
NL12 Friesland [NL]
NL13 Drenthe
NL21 Overijssel
NL22 Gelderland
NL23 Flevoland
NL31 Utrecht
NL32 Noord-Holland (North-Holland)
NL33 Zuid-Holland (South-Holland)
NL34 Zeeland
NL41 Noord-Brabant (North-Brabant)
NL42 Limburg [NL]

in Germany (DE):

NUTS 1 according to NUTS versions 2003, 2006, 2010

DE1 Baden-Württemberg
DE2 Bayern (Bavaria)
DE3 Berlin
DE4 Brandenburg
DE5 Bremen
DE6 Hamburg
DE7 Hessen (Hesse)
DE8 Mecklenburg-Vorpommern (Mecklenburg-Western Pomerania)
DE9 Niedersachsen (Lower Saxony)
DEA Nordrhein-Westfalen (North Rhine-Westphalia)
DEB Rheinland-Pfalz (Rhineland-Palatinate)
DEC Saarland
DED Sachsen (Saxony)
DEE Sachsen-Anhalt (Saxony-Anhalt)
DEF Schleswig-Holstein
DEG Thüringen (Thuringia)

in Italy (IT):

NUTS 1 according to NUTS versions 2003, 2006

ITC Nord-Ovest (North-West)
ITD Nord-Est (North-East)
ITE Centro (Center)
ITF Sud (South)
ITG Isole (Islands)

in Luxembourg (LU):

Non-NUTS subdivisions

LU Luxembourg

in Denmark (DK):

NUTS 2 according to NUTS versions 2006, 2010

DK01 Hovedstaden (Capital region)

DK02 Sjælland (Region Zealand)
DK03 Syddanmark (Region of Southern Denmark)
DK04 Midtjylland (Central Jutland)
DK05 Nordjylland (North Jutland)

in Ireland (IE):

Non-NUTS subdivisions

IE Ireland

in United Kingdom (GB):

NUTS 1 according to NUTS versions 2003, 2006, 2010

UKC North East [England]

UKD North West [England]

UKE Yorkshire and The Humber

UKF East Midlands [England]

UKG West Midlands [England]

UKH East of England

UKI London

UKJ South East [England]

UKK South West [England]

UKL Wales

UKM Scotland

UKN Northern Ireland

in Greece (GR):

NUTS 2 according to NUTS versions 2003, 2006

GR11 Ανατολική Μακεδονία, Θράκη / Anatoliki Makedonia, Thraki (East Macedonia and Thrace)

GR12 Κεντρική Μακεδονία / Kentriki Makedonia (Central Macedonia)

GR13 Δυτική Μακεδονία / Dytiki Makedonia (West Macedonia)

GR14 Θεσσαλία / Thessalia (Thessaly)

GR21 Ήπειρος / Ipeiros (Epirus)

GR23 Δυτική Ελλάδα / Dytiki Ellada (West Greece)

GR24 Στερεά Ελλάδα / Sterea Ellada (Central Greece)

GR25 Πελοπόννησος / Peloponnisos (Peloponnesus)

GR30 Αττική / Attiki (Attica)

GR43 Κρήτη / Kriti (Crete)

in Spain (ES):

NUTS 2 according to NUTS versions 2003, 2006, 2010

ES11 Galicia

ES12 Principado de Asturias

ES13 Cantabria

ES21 País Vasco

ES22 Comunidad Foral de Navarra (Navarre)

ES23 La Rioja

ES24 Aragón

ES30 Comunidad de Madrid

ES41 Castilla y León
ES42 Castilla - La Mancha
ES43 Extremadura
ES51 Cataluña (Catalonia)
ES52 Comunidad Valenciana
ES53 Illes Balears / Islas Baleares (Balearic Islands)
ES61 Andalucía (Andalusia)
ES62 Región de Murcia
ES70 Canarias (Canaries)

in Portugal (PT):

NUTS 2 according to NUTS versions 2003, 2006, 2010

PT11 Norte (North)
PT15 Algarve
PT16 Centro (Center)
PT17 Lisboa (Lisbon)
PT18 Alentejo (Alentejo Region)

in Finland (FI):

NUTS 3 according to NUTS 2010

FI193 Keski-Suomi (Central Finland)
FI194 Etelä-Pohjanmaa (Southern Ostrobothnia)
FI195 Pohjanmaa (Ostrobothnia)
FI196 Satakunta
FI197 Pirkanmaa (Tampere Region)
FI1B1 Helsinki-Uusimaa
FI1C1 Varsinais-Suomi (Southwest Finland)
FI1C2 Kanta-Häme (Tavastia Proper)
FI1C3 Päijät-Häme (Paijanne Tavastia)
FI1C4 Kymenlaakso
FI1C5 Etelä-Karjala (South Karelia)
FI1D1 Etelä-Savo (Southern Savonia)
FI1D2 Pohjois-Savo (Northern Savonia)
FI1D3 Pohjois-Karjala (North Karelia)
FI1D4 Kainuu
FI1D5 Keski-Pohjanmaa (Central Ostrobothnia)
FI1D6 Pohjois-Pohjanmaa (Northern Ostrobothnia)
FI1D7 Lappi (Lapland)

in Sweden (SE):

NUTS 2 according to NUTS versions 2006, 2010

SE11 Stockholm
SE12 Östra Mellansverige (East Middle Sweden)
SE21 Småland med öarna (Smaland and the islands)
SE22 Sydsverige (South Sweden)
SE23 Vastsverige (West Sweden)
SE31 Norra Mellansverige (North Middle Sweden)

SE32 Mellersta Norrland (Middle Norrland)

SE33 Övre Norrland (Upper Norrland)

in Austria (AT):

NUTS 2 according to NUTS versions 2003, 2006, 2010

AT11 Burgenland [AT]

AT12 Niederösterreich (Lower Austria)

AT13 Wien (Vienna)

AT21 Kärnten (Carinthia)

AT22 Steiermark (Styria)

AT31 Oberösterreich (Upper Austria)

AT32 Salzburg

AT33 Tirol

AT34 Vorarlberg

in Cyprus Republic (CY):

Non-NUTS subdivisions

CY Republic of Cyprus

in Czech Republic (CZ):

NUTS 2 according to NUTS versions 2003, 2006, 2010

CZ01 Praha (Prague)

CZ02 Střední Čechy (Central Bohemia)

CZ03 Jihozápad (Southwest)

CZ04 Severozápad (Northwest)

CZ05 Severovýchod (Northeast)

CZ06 Jihovýchod (Southeast)

CZ07 Střední Morava (Central Moravia)

CZ08 Moravskoslezsko (Moravian-Silesian Region)

in Estonia (EE):

Non-NUTS subdivisions

EE Estonia

in Hungary (HU):

NUTS 2 according to NUTS versions 2003, 2006, 2010

HU10 Közép-Magyarország (Central Hungary)

HU21 Közép-Dunántúl (Central Transdanubia)

HU22 Nyugat-Dunántúl (West Transdanubia)

HU23 Dél-Dunántúl (South Transdanubia)

HU31 Észak-Magyarország (North Hungary)

HU32 Észak-Alföld (North Great Plain)

HU33 Dél-Alföld (South Great Plain)

in Latvia (LV):

NUTS 3 according to NUTS versions 2003, 2006, 2010

LV003 Kurzeme

LV005 Latgale
LV006 Rīga
LV007 Pierīga
LV008 Vidzeme
LV009 Zemgale

in Lithuania (LT):

NUTS 3 according to NUTS versions 2003, 2006, 2010

LT001 Alytaus apskritis
LT002 Kauno apskritis
LT003 Klaipėdos apskritis
LT004 Marijampolės apskritis
LT005 Panevėžio apskritis
LT006 Šiaulių apskritis
LT007 Tauragės apskritis
LT008 Telšių apskritis
LT009 Utenos apskritis
LT00A Vilniaus apskritis

in Malta (MT):

Non-NUTS subdivisions

MT Malta

in Poland (PL):

NUTS 2 according to NUTS versions 2003, 2006, 2010

PL11 Łódzkie (Łódź)
PL12 Mazowieckie (Masovian)
PL21 Małopolskie (Małopolska)
PL22 Śląskie (Silesian)
PL31 Lubelskie (Lublin)
PL32 Podkarpackie (Podkarpackie)
PL33 Świętokrzyskie
PL34 Podlaskie (Podlaskie)
PL41 Wielkopolskie (Wielkopolska / Greater Poland)
PL42 Zachodniopomorskie (West Pomeranian)
PL43 Lubuskie (Lubusz)
PL51 Dolnośląskie (Lower Silesian)
PL52 Opolskie (Opole)
PL61 Kujawsko-Pomorskie (Kuyavian-Pomerania)
PL62 Warmińsko-Mazurskie (Warmian-Masurian)
PL63 Pomorskie (Pomeranian)

in Slovakia (SK):

NUTS 2 according to NUTS versions 2003, 2006, 2010

SK01 Bratislavský kraj (Bratislava Region)
SK02 Západné Slovensko (Western Slovakia)
SK03 Stredné Slovensko (Central Slovakia)

SK04 Východné Slovensko (Eastern Slovakia)

in Slovenia (SI):

NUTS 3 according to NUTS versions 2006, 2010

- SI011 Pomurska (Mura)
- SI012 Podravska (Drava)
- SI013 Koroška (Carinthia)
- SI014 Savinjska (Savinja)
- SI015 Zasavska (Central Sava)
- SI016 Spodnjeposavska (Lower Sava)
- SI017 Jugovzhodna Slovenija (Southeast Slovenia)
- SI018 Notranjsko-kraška (Inner Carniola-Karst)
- SI021 Osrednjeslovenska (Central Slovenia)
- SI022 Gorenjska (Upper Carniola)
- SI023 Goriška (Gorizia)
- SI024 Obalno-kraška (Coastal-Karst)

in Bulgaria (BG):

NUTS 3 according to NUTS versions 2006, 2010

- BG311 Видин / Vidin
- BG312 Монтана / Montana
- BG313 Враца / Vratsa
- BG314 Плевен / Pleven
- BG315 Ловеч / Lovech
- BG321 Велико Търново / Veliko Tarnovo
- BG322 Габрово / Gabrovo
- BG323 Русе / Ruse
- BG324 Разград / Razgrad
- BG325 Силистра / Silistra
- BG331 Варна / Varna
- BG332 Добрич / Dobrich
- BG333 Шумен / Shumen
- BG334 Търговище / Targovishte
- BG341 Бургас / Burgas
- BG342 Сливен / Sliven
- BG343 Ямбол / Yambol
- BG344 Стара Загора / Stara Zagora
- BG411 София столица / Sofia [Capital]
- BG412 София / Sofia [Province]
- BG413 Благоевград / Blagoevgrad
- BG414 Перник / Pernik
- BG415 Кюстендил / Kyustendil
- BG421 Пловдив / Plovdiv
- BG422 Хасково / Haskovo
- BG423 Пазарджик / Pazardzhik
- BG424 Смолян / Smolyan
- BG425 Кърджали / Kardzhali

in Romania (RO):

NUTS 2 according to NUTS versions 2006, 2010

RO11 Nord-Vest (North-West)

RO12 Centru (Central)

RO21 Nord-Est (North-East)

RO22 Sud-Est (South-East)

RO31 Sud - Muntenia (South)

RO32 București - Ilfov (Bucharest - Ilfov)

RO41 Sud-Vest - Oltenia (South-West)

RO42 Vest (West)

Derivation:

This additional alphanumeric NUTS CODES variable is produced by the archive. It integrates all country specific P.7 variables given that the regional units are defined in accordance with the EUROSTAT Nomenclature of Territorial Units for Statistics (NUTS) respectively in accordance with the Statistical Regions for Candidate and EFTA Countries 2010. For each country the lowest available NUTS subdivision level is considered.

Sources:

Eurostat: History of NUTS. NUTS 2006 - NUTS 2010. Webdownload: 2013-03-01

(http://epp.eurostat.ec.europa.eu/portal/page/portal/nuts_nomenclature/documents/2006-2010.xls)

Eurostat: History of NUTS. NUTS 2003 - NUTS 2006. Webdownload: 2013-03-01

(http://epp.eurostat.ec.europa.eu/portal/page/portal/nuts_nomenclature/documents/2003-2006.xls)

Eurostat: RAMON Eurostat Metadata Server. NUTS (Nomenclature of Territorial Units for Statistics), by country.

Webdownload: 2013-03-01 (http://ec.europa.eu/eurostat/ramon/documents/nuts/NUTS_2010.zip)

Eurostat: RAMON Eurostat Metadata Server. Statistical Regions for Candidate countries and EFTA countries, by country.

Webdownload: 2013-03-01 (http://ec.europa.eu/eurostat/ramon/documents/nuts/Statistical_Regions_2010.zip)

Note:

The official NUTS codes are coded verbatim in accordance with the in each case valid (applicable) NUTS version. All version details and changes are documented in the official EUROSTAT classification history (History of NUTS). A second variable (V601) indicates the coded NUTS LEVEL for each country.

France:

The territorial unit of Corse (FR83) and the oversea departments (FR9) are not covered.

Italy:

Starting with NUTS version 2010 NUTS 1 codes for Italy have changed for North-East (ITH instead of ITD) and Center (ITI instead of ITE). The reason for this are minor boundary shifts on NUTS 2 and 3 level (Marche and Emilia Romagna).

Greece:

The Aegean Islands (GR41 - Voreio Aigaio and GR42 - Notio Aigaio) as well as the Ionian Islands (GR22 - Ionia Nisia) are not covered.

Starting with NUTS version 2010 the standard country prefix 'GR' is exchanged by 'EL'. The remaining numerical part of the codes is not affected.

Spain:

The autonomous cities of Ceuta (ES63 - Ciudad Autónoma de Ceuta) and Melilla (ES64 - Ciudad Autónoma de Melilla) are not covered.

Portugal:

The autonomous regions of the Azores (PT20 - Região Autónoma dos Açores) and of Madeira (PT30 - Região Autónoma da Madeira) are not covered.

Finland:

The Åland Islands (FI200 - Landskapet Åland / Avenanmaan maakunta) are not covered.

Former regions of "Uusimaa" (FI181) and "Itä-Uusimaa" (FI182) have been consolidated to the region of "Helsinki-Uusimaa" (FI1B1) on January 1, 2011. The official NUTS codes have changed accordingly starting with NUTS version 2010.

Eurobarometer did never code "Itä-Uusimaa" (East Uusimaa) separately. "Uusimaa" always included the capital area of Helsinki. For this reason the NUTS CODES variable V600 for Finland is already coded in accordance with NUTS version 2010. Only the country specific NUTS 2 variable (V579) is still coded in accordance with NUTS version 2003/2006 in order to remain consistent with former Eurobarometer waves.

The NUTS version history documents a minor boundary shift between "Satakunta" (NUTS 2003: FI191; NUTS 2006/2010: FI196) and "Pirkanmaa" (NUTS 2003: FI192; NUTS 2006/2010: FI197). One municipality has been transferred between these NUTS level 3 regions. Please notice that NUTS CODES variable V600 is based on the NUTS 2006/2010 codes for "Satakunta" and "Pirkanmaa" although it could not be verified if and when the boundary shift is actually reflected in Eurobarometer data.

Comparability:

V713 (REGION - NUTS CODES) in EB74.2

v601 - REGION - NUTS LEVEL

REGION – NUTS LEVEL

- 0 No NUTS units
- 1 NUTS level 1
- 2 NUTS level 2
- 3 NUTS level 3

Note:

This variable identifies the lowest available NUTS LEVEL as coded for each country in variable NUTS CODES (V600).

Comparability:

V714 (REGION - NUTS LEVEL) in EB74.2

v601 by v7, Absolute Values (Row Percent), weighted by v8

	v601	0	1	2	3	N Sum	N Valid Sum
v7							
AT			1010 (100.0)			1010	1010
BE			1020 (100.0)			1020	1020
BG				1000 (100.0)		1000	1000
CY	501 (100.0)					501	501
CZ			1015 (100.0)			1015	1015
DE-E		530 (100.0)				530	530
DE-W		989 (100.0)				989	989
DK			1007 (100.0)			1007	1007
EE	1000 (100.0)					1000	1000
ES			1006 (100.0)			1006	1006
FI				1003 (100.0)		1003	1003
FR			1000 (100.0)			1000	1000
GB-GBN		1000 (100.0)				1000	1000
GB-NIR		291 (100.0)				291	291
GR			1000 (100.0)			1000	1000
HU			1014 (100.0)			1014	1014
IE	975 (100.0)					975	975
IT		1039 (100.0)				1039	1039
LT				1026 (100.0)		1026	1026
LU	501 (100.0)					501	501
LV				1000 (100.0)		1000	1000
MT	500 (100.0)					500	500
NL			1024 (100.0)			1024	1024
PL			1000 (100.0)			1000	1000
PT			1046 (100.0)			1046	1046
RO			1013 (100.0)			1013	1013
SE			1010 (100.0)			1010	1010
SI				1020 (100.0)		1020	1020
SK			1034 (100.0)			1034	1034
N Sum		3477	3849	14199	5049	26574	
N Valid Sum		3477	3849	14199	5049		26574

v602 - P13 LANGUAGE OF INTERVIEW - BELGIUM

P.13_BE LANGUAGE OF QUESTIONNAIRE: BELGIUM

- 1 French
- 2 Dutch
- 9 Inap. Not BE (not coded 2 in V6)

Comparability:

Last trend: EB74.2, P.13

v602

Value	Label	Missing	Count	Percent	Valid Percent
1	French		577	2.2	56.6
2	Dutch		443	1.7	43.4
9	Inap. (not 2 in V6)	M	25554	96.2	
	Sum		26574	100.0	100.0
	Valid Cases		1020		

v603 - P13 LANGUAGE OF INTERVIEW - LUXEMBOURG

P.13_LU LANGUAGE OF QUESTIONNAIRE: LUXEMBOURG

- 1 Luxembourgish
- 2 French
- 3 German
- 9 Inap. Not LU (not coded 6 in V6)

Comparability:

Last trend: EB74.2, P.13

v603

Value	Label	Missing	Count	Percent	Valid Percent
1	Luxembourgish		123	0.5	24.6
2	French		376	1.4	75.0
3	German		2	0.0	0.4
9	Inap. (not 6 in V6)	M	26073	98.1	
	Sum		26574	100.0	100.0
	Valid Cases		501		

v604 - P13 LANGUAGE OF INTERVIEW - SPAIN

P.13_ES LANGUAGE OF QUESTIONNAIRE: SPAIN

- 1 Spanish
- 2 Catalan
- 9 Inap. Not ES (not coded 12 in V6)

Comparability:

Last trend: EB74.2, P.13

v604

Value	Label	Missing	Count	Percent	Valid Percent
1	Spanish		977	3.7	97.1
2	Catalan		29	0.1	2.9
9	Inap. (not 12 in V6)	M	25568	96.2	
	Sum		26574	100.0	100.0
	Valid Cases		1006		

v605 - P13 LANGUAGE OF INTERVIEW - FINLAND

P.13_FI LANGUAGE OF QUESTIONNAIRE: FINLAND

- 1 Finnish
- 2 Swedish
- 9 Inap. Not FI (not coded 16 in V6)

Comparability:

Last trend: EB74.2, P.13

v605

Value	Label	Missing	Count	Percent	Valid Percent
1	Finnish		995	3.7	99.2
2	Swedish		8	0.0	0.8
9	Inap. (not 16 in V6)	M	25571	96.2	
	Sum		26574	100.0	100.0
	Valid Cases		1003		

v606 - P13 LANGUAGE OF INTERVIEW - ESTONIA

P.13_EE LANGUAGE OF QUESTIONNAIRE: ESTONIA

- 1 Estonian
- 2 Russian
- 9 Inap. Not EE (not coded 21 in V6)

Comparability:

Last trend: EB74.2, P.13

v606

Value	Label	Missing	Count	Percent	Valid Percent
1	Estonian		825	3.1	82.5
2	Russian		175	0.7	17.5
9	Inap. (not 21 in V6)	M	25574	96.2	
	Sum		26574	100.0	100.0
	Valid Cases		1000		

v607 - P13 LANGUAGE OF INTERVIEW - LATVIA

P.13_LV LANGUAGE OF QUESTIONNAIRE: LATVIA

- 1 Latvian
- 2 Russian
- 9 Inap. Not LV (not coded 23 in V6)

Comparability:

Last trend: EB74.2, P.13

v607

Value	Label	Missing	Count	Percent	Valid Percent
1	Latvian		768	2.9	76.8
2	Russian		232	0.9	23.2
9	Inap. (not 23 in V6)	M	25574	96.2	
	Sum		26574	100.0	100.0
	Valid Cases		1000		

v608 - P13 LANGUAGE OF INTERVIEW - MALTA

P.13_MT LANGUAGE OF QUESTIONNAIRE: MALTA

- 1 Maltese
- 2 English
- 9 Inap. Not MT (not coded 25 in V6)

Comparability:

Last trend: EB74.2, P.13

v608

Value	Label	Missing	Count	Percent	Valid Percent
1	Maltese		481	1.8	96.2
2	English		19	0.1	3.8
9	Inap. (not 25 in V6)	M	26074	98.1	
	Sum		26574	100.0	100.0
	Valid Cases		500		

v609 - C14 RESPONDENT OCCUPATION SCALE

C.14 RESPONDENT OCCUPATION SCALE

- 1 Self-employed (coded 5 to 9 in V94)
- 2 Managers (coded 10 to 12 in V94)
- 3 Other white collars (coded 13 or 14 in V94)
- 4 Manual workers (coded 15 to 18 in V94)
- 5 House persons (coded 1 in V94)
- 6 Unemployed (coded 3 in V94)
- 7 Retired (coded 4 in V94)
- 8 Students (coded 2 in V94)

Note:

This scale is based on a combination/selection of the current respondent occupation variable D.15A (V94).

v609 by v7, Absolute Values (Row Percent), weighted by v8

v609	1	2	3	4	5	6	7	8	N Sum	N Valid Sum
v7										
AT	70 (6.9)	113 (11.2)	114 (11.3)	273 (27.0)	58 (5.7)	37 (3.7)	276 (27.3)	69 (6.8)	1010	1010
BE	62 (6.1)	44 (4.3)	131 (12.8)	233 (22.8)	76 (7.4)	64 (6.3)	302 (29.6)	109 (10.7)	1021	1021
BG	55 (5.5)	75 (7.5)	101 (10.1)	232 (23.2)	27 (2.7)	135 (13.5)	279 (27.9)	95 (9.5)	999	999
CY	38 (7.6)	31 (6.2)	77 (15.4)	84 (16.8)	80 (16.0)	28 (5.6)	92 (18.4)	71 (14.2)	501	501
CZ	90 (8.9)	63 (6.2)	266 (26.2)	170 (16.7)	27 (2.7)	63 (6.2)	251 (24.7)	85 (8.4)	1015	1015
DE-E	53 (10.0)	49 (9.3)	41 (7.8)	117 (22.1)	18 (3.4)	39 (7.4)	164 (31.0)	48 (9.1)	529	529
DE-W	60 (6.1)	143 (14.5)	89 (9.0)	218 (22.0)	84 (8.5)	48 (4.9)	268 (27.1)	79 (8.0)	989	989
DK	56 (5.6)	148 (14.7)	110 (10.9)	209 (20.8)	3 (0.3)	47 (4.7)	282 (28.0)	152 (15.1)	1007	1007
EE	45 (4.5)	127 (12.7)	93 (9.3)	196 (19.6)	86 (8.6)	73 (7.3)	263 (26.3)	117 (11.7)	1000	1000
ES	76 (7.5)	39 (3.9)	74 (7.3)	249 (24.7)	143 (14.2)	174 (17.3)	175 (17.4)	77 (7.6)	1007	1007
FI	59 (5.9)	170 (16.9)	75 (7.5)	243 (24.2)	16 (1.6)	52 (5.2)	255 (25.4)	134 (13.3)	1004	1004
FR	41 (4.1)	114 (11.4)	84 (8.4)	251 (25.1)	49 (4.9)	76 (7.6)	301 (30.1)	85 (8.5)	1001	1001
GB-GBN	50 (5.0)	142 (14.2)	77 (7.7)	228 (22.8)	69 (6.9)	93 (9.3)	269 (26.9)	71 (7.1)	999	999
GB-NIR	18 (6.2)	33 (11.3)	24 (8.2)	63 (21.6)	15 (5.2)	38 (13.1)	73 (25.1)	27 (9.3)	291	291
GR	203 (20.3)	34 (3.4)	136 (13.6)	111 (11.1)	164 (16.4)	54 (5.4)	195 (19.5)	102 (10.2)	999	999
HU	57 (5.6)	44 (4.3)	136 (13.4)	234 (23.1)	36 (3.6)	107 (10.6)	319 (31.5)	81 (8.0)	1014	1014
IE	81 (8.3)	90 (9.2)	100 (10.3)	202 (20.7)	144 (14.8)	100 (10.3)	132 (13.5)	126 (12.9)	975	975
IT	124 (11.9)	64 (6.2)	167 (16.1)	149 (14.4)	165 (15.9)	23 (2.2)	255 (24.6)	91 (8.8)	1038	1038
LT	38 (3.7)	93 (9.1)	77 (7.5)	160 (15.6)	43 (4.2)	173 (16.9)	293 (28.6)	149 (14.5)	1026	1026
LU	19 (3.8)	55 (11.0)	68 (13.6)	111 (22.2)	49 (9.8)	22 (4.4)	119 (23.8)	58 (11.6)	501	501
LV	50 (5.0)	123 (12.3)	89 (8.9)	205 (20.5)	38 (3.8)	171 (17.1)	191 (19.1)	133 (13.3)	1000	1000
MT	37 (7.4)	56 (11.2)	46 (9.2)	91 (18.2)	154 (30.8)	16 (3.2)	59 (11.8)	41 (8.2)	500	500
NL	75 (7.3)	138 (13.5)	176 (17.2)	167 (16.3)	58 (5.7)	49 (4.8)	236 (23.0)	126 (12.3)	1025	1025
PL	74 (7.4)	89 (8.9)	97 (9.7)	181 (18.1)	47 (4.7)	119 (11.9)	278 (27.8)	115 (11.5)	1000	1000
PT	53 (5.1)	64 (6.1)	80 (7.6)	289 (27.6)	69 (6.6)	92 (8.8)	345 (33.0)	54 (5.2)	1046	1046
RO	65 (6.4)	80 (7.9)	89 (8.8)	208 (20.5)	82 (8.1)	98 (9.7)	276 (27.2)	116 (11.4)	1014	1014
SE	53 (5.2)	195 (19.3)	144 (14.3)	189 (18.7)	15 (1.5)	30 (3.0)	239 (23.7)	145 (14.4)	1010	1010
SI	85 (8.3)	109 (10.7)	105 (10.3)	162 (15.9)	23 (2.3)	88 (8.6)	315 (30.9)	134 (13.1)	1021	1021
SK	73 (7.1)	91 (8.8)	160 (15.5)	275 (26.6)	21 (2.0)	77 (7.4)	223 (21.6)	114 (11.0)	1034	1034
N Sum	1860	2616	3026	5500	1859	2186	6725	2804	26576	
N Valid Sum	1860	2616	3026	5500	1859	2186	6725	2804		26576

v610 - INTERVIEWER ID

Original Interviewer Identification Number

This is the original interviewer identification number as supplied by TNS OPINION & SOCIAL. The first two digits identify the country of interview (01: Belgium; 02: Denmark; 03: West Germany; 04: East Germany; 05: Greece; 06: Spain; 07: Finland; 08: France; 09: Ireland; 10: Italy; 11: Luxembourg; 12: Netherlands; 13: Austria; 14: Portugal; 15: Sweden; 16: Great Britain; 17: Northern Ireland; 18: Cyprus (Republic); 19: Czech Republic; 20: Estonia; 21: Hungary; 22: Latvia; 23: Lithuania; 24: Malta; 25: Poland; 26: Slovakia; 27: Slovenia; 28: Bulgaria; 29: Romania). The remaining digits contain the country-specific interviewer id numbers.

Note:

Actual number is coded

Contents	page	
v1	STUDY NUMBER - DISTRIBUTOR	1
v2	STUDY NUMBER - PUBLISHER	2
v3	GESIS ARCHIVE VERSION	3
v4	EUROBAROMETER NUMBER	4
v5	UNIQUE CASE ID (TNS COUNTRY ID + INTERVIEW ID)	5
v6	NATION - ALL SAMPLES	6
v7	NATION - ALL SAMPLES ISO 3166	8
v8	W1 WEIGHT RESULT FROM TARGET	9
v9	NATION - UNITED KINGDOM	10
v10	W4 WEIGHT UNITED KINGDOM	12
v11	NATION - UNITED GERMANY	13
v12	W3 WEIGHT GERMANY	15
v13	NATION GROUP EU6	16
v14	W5 WEIGHT EU6	18
v15	NATION GROUP EU9	19
v16	W6 WEIGHT EU9	21
v17	NATION GROUP EU10	22
v18	W7 WEIGHT EU10	24
v19	NATION GROUP EU12	25
v20	W8 WEIGHT EU12	27
v21	NATION GROUP EU12+	28
v22	W9 WEIGHT EU12+	30
v23	NATION GROUP EU NMS 3	31
v24	W10 WEIGHT EU NMS 3	33
v25	NATION GROUP EU15	34
v26	W11 WEIGHT EU15	36
v27	NATION GROUP EU NMS 10	37
v28	W13 WEIGHT EU NMS 10	39
v29	NATION GROUP EU25	40
v30	W14 WEIGHT EU25	42
v31	NATION GROUP AC (BG RO)	43
v32	W18 WEIGHT AC (BG RO)	45
v33	NATION GROUP EU27	46
v34	W22 WEIGHT EU 27	48
v35	NATION GROUP EU NMS 12	49
v36	W24 WEIGHT EU NMS 12	51
v37	NATION GROUP EURO ZONE 2009	52
v38	W81 WEIGHT EURO ZONE 2009	54
v39	NATION GROUP NON EURO ZONE 2009	55
v40	W82 WEIGHT NON EURO ZONE 2009	57
v41	WEX WEIGHT EXTRA POPULATION 15+	58
v42	Q1 NATIONALITY BELGIUM	59
v43	Q1 NATIONALITY DENMARK	61
v44	Q1 NATIONALITY GERMANY	63
v45	Q1 NATIONALITY GREECE	65

v46	Q1 NATIONALITY SPAIN	67
v47	Q1 NATIONALITY FRANCE	69
v48	Q1 NATIONALITY IRELAND	71
v49	Q1 NATIONALITY ITALY	73
v50	Q1 NATIONALITY LUXEMBOURG	75
v51	Q1 NATIONALITY NETHERLANDS	77
v52	Q1 NATIONALITY PORTUGAL	79
v53	Q1 NATIONALITY UNITED KINGDOM	81
v54	Q1 NATIONALITY AUSTRIA	83
v55	Q1 NATIONALITY SWEDEN	85
v56	Q1 NATIONALITY FINLAND	87
v57	Q1 NATIONALITY CYPRUS (REPUBLIC)	89
v58	Q1 NATIONALITY CZECH REPUBLIC	91
v59	Q1 NATIONALITY ESTONIA	93
v60	Q1 NATIONALITY HUNGARY	95
v61	Q1 NATIONALITY LATVIA	97
v62	Q1 NATIONALITY LITHUANIA	99
v63	Q1 NATIONALITY MALTA	101
v64	Q1 NATIONALITY POLAND	103
v65	Q1 NATIONALITY SLOVAKIA	105
v66	Q1 NATIONALITY SLOVENIA	107
v67	Q1 NATIONALITY BULGARIA	109
v68	Q1 NATIONALITY ROMANIA	111
v69	Q1 NATIONALITY OTHER COUNTRIES	113
v70	QA1 EUROPEAN PARLIAMENT - HEARD ABOUT	115
v71	QA2 EUROPEAN PARLIAMENT - INFORMATION	117
v72	QA3 EUROP PARLIAM PERCEPTION: DYNAMIC	119
v73	QA3 EUROP PARLIAM PERCEPTION: DEMOCRATIC	121
v74	QA3 EUROP PARLIAM PERCEPTION: LISTEN TO CITIZENS	123
v75	QA3 EUROP PARLIAM PERCEPTION: NOT WELL KNOWN	125
v76	QA3 EUROP PARLIAM PERCEPTION: INEFFICIENT	127
v77	QA4 EUROPEAN PARLIAMENT - MEMBER AFFILIATION	129
v78	QA5 EUROPEAN PARLIAMENT - ROLE PREFERENCE	131
v79	QA6 EP VALUES PRIO: GENDER EQUALITY	133
v80	QA6 EP VALUES PRIO: MINORITIES PROTECTION	135
v81	QA6 EP VALUES PRIO: CULTURE/RELIG DIALOGUE	137
v82	QA6 EP VALUES PRIO: EU SOLIDARITY	139
v83	QA6 EP VALUES PRIO: POOR CNTRS SOLIDARITY	141
v84	QA6 EP VALUES PRIO: HUMAN RIGHTS PROTECTION	143
v85	QA6 EP VALUES PRIO: FREEDOM OF SPEECH	145
v86	QA6 EP VALUES PRIO: DEATH PENALTY ABOLITION	147
v87	QA6 EP VALUES PRIO: OTHER	149
v88	QA6 EP VALUES PRIO: NONE	151
v89	QA6 EP VALUES PRIO: DK	153
v90	QA7 EU ENERGY COOPERATION - EP PRIORITY	155
v91	QA8 ENERGY SUPPLY SECURITY - COUNTRY OR EU LEVEL	157
v92	QA9 EU ENERGY SUPPLY ASSISTANCE - CNTRY INTEREST	159

v93	QA9 EU ENERGY SUPPLY ASSISTANCE - DESIRABLE	161
v94	D15A OCCUPATION OF RESPONDENT	163
v95	D15A OCCUPATION OF RESPONDENT (REC)	166
v96	D15B OCCUPATION OF RESPONDENT - LAST JOB	168
v97	D15B OCCUPATION OF RESPONDENT - LAST JOB (REC)	171
v98	D62 INTERNET USE FREQ: AT HOME	173
v99	D62 INTERNET USE FREQ: AT PLACE OF WORK	175
v100	D62 INTERNET USE FREQ: SOMEWHERE ELSE	177
v101	QB1A INTERNET USE: SHARING PICTURES	179
v102	QB1A INTERNET USE: SOCIAL NETWORKING	181
v103	QB1A INTERNET USE: E-SHOPPING	183
v104	QB1A INTERNET USE INDEX	185
v105	QB1B INTERNET USE: KEEP A BLOG	187
v106	QB1B INTERNET USE: INSTANT MESSAGING	189
v107	QB1B INTERNET USE: PEER-TO-PEER EXCHANGE	191
v108	QB1B INTERNET USE: PHONE/VIDEO CALLS	193
v109	QB1B INTERNET USE: BROWSER PLUG-INS	195
v110	QB1B INTERNET USE: MAINTAIN WEBSITE	197
v111	QB1B INTERNET USE: HOME BANKING	199
v112	QB1B INTERNET USE: E-SHOPPING COUNTRY	201
v113	QB1B INTERNET USE: E-SHOPPING EU	203
v114	QB1B INTERNET USE: E-SHOPPING NON-EU	205
v115	QB1B INTERNET USE: GOVERNMENT SERVICES	207
v116	QB1B INTERNET USE: ONLINE SOFTWARE	209
v117	QB1B INTERNET USE: OTHER	211
v118	QB1B INTERNET USE: DK	213
v119	QB2 PERSONAL DATA: MEDICAL INFO	215
v120	QB2 PERSONAL DATA: FINGERPRINTS	217
v121	QB2 PERSONAL DATA: FINANCIAL INFO	219
v122	QB2 PERSONAL DATA: WORK HISTORY	221
v123	QB2 PERSONAL DATA: NAT ID NUMBER	223
v124	QB2 PERSONAL DATA: NAME	225
v125	QB2 PERSONAL DATA: HOME ADDRESS	227
v126	QB2 PERSONAL DATA: NATIONALITY	229
v127	QB2 PERSONAL DATA: ACTIVITIES	231
v128	QB2 PERSONAL DATA: TASTES/OPINIONS	233
v129	QB2 PERSONAL DATA: PHOTOS	235
v130	QB2 PERSONAL DATA: FRIENDS	237
v131	QB2 PERSONAL DATA: WEBSITE VISITS	239
v132	QB2 PERSONAL DATA: MOBILE PHONE	241
v133	QB2 PERSONAL DATA: OTHER	243
v134	QB2 PERSONAL DATA: NONE	245
v135	QB2 PERSONAL DATA: DK	247
v136	QB3 INFO DISCLOSURE: USERNAMES/PASSWORDS	249
v137	QB3 INFO DISCLOSURE: GOVERNMENT REQUESTS	251
v138	QB3 INFO DISCLOSURE: INTERNET OBLIGES	253
v139	QB3 INFO DISCLOSURE: E-SHOPPING OBLIGES	255

v140	QB3 INFO DISCLOSURE: NOT A BIG ISSUE	257
v141	QB3 INFO DISCLOSURE: PART OF MODERN LIFE	259
v142	QB3 INFO DISCLOSURE: FOR FREE SERVICES	261
v143	QB4A SOCIAL WEB DISCLOSED: MEDICAL INFO	263
v144	QB4A SOCIAL WEB DISCLOSED: FINGERPRINTS	265
v145	QB4A SOCIAL WEB DISCLOSED: FINANCIAL INFO	267
v146	QB4A SOCIAL WEB DISCLOSED: WORK HISTORY	269
v147	QB4A SOCIAL WEB DISCLOSED: NAT ID NUMBER	271
v148	QB4A SOCIAL WEB DISCLOSED: NAME	273
v149	QB4A SOCIAL WEB DISCLOSED: HOME ADDRESS	275
v150	QB4A SOCIAL WEB DISCLOSED: NATIONALITY	277
v151	QB4A SOCIAL WEB DISCLOSED: ACTIVITIES	279
v152	QB4A SOCIAL WEB DISCLOSED: TASTES/OPINIONS	281
v153	QB4A SOCIAL WEB DISCLOSED: PHOTOS	283
v154	QB4A SOCIAL WEB DISCLOSED: FRIENDS	285
v155	QB4A SOCIAL WEB DISCLOSED: WEBSITE VISITS	287
v156	QB4A SOCIAL WEB DISCLOSED: MOBILE PHONE	289
v157	QB4A SOCIAL WEB DISCLOSED: OTHER	291
v158	QB4A SOCIAL WEB DISCLOSED: NONE	293
v159	QB4A SOCIAL WEB DISCLOSED: DK	295
v160	QB5A SOCIAL WEB INFO DISCL: SERVICE ACCESS	297
v161	QB5A SOCIAL WEB INFO DISCL: SAVE TIME	299
v162	QB5A SOCIAL WEB INFO DISCL: FINANCIAL BENEFIT	301
v163	QB5A SOCIAL WEB INFO DISCL: BENEFIT FR OFFERS	303
v164	QB5A SOCIAL WEB INFO DISCL: SERVICE FOR FREE	305
v165	QB5A SOCIAL WEB INFO DISCL: ADAPTED SERVICE	307
v166	QB5A SOCIAL WEB INFO DISCL: FOR FUN	309
v167	QB5A SOCIAL WEB INFO DISCL: CONNECT W OTHERS	311
v168	QB5A SOCIAL WEB INFO DISCL: OTHER REASONS	313
v169	QB5A SOCIAL WEB INFO DISCL: DK	315
v170	QB6A SOCIAL WEB INFO DISCLOSURE - CONTROL	317
v171	QB7A SOC WEB DISCLOSURE RISKS: USE W/O KNOWLEDGE	319
v172	QB7A SOC WEB DISCLOSURE RISKS: SHARED W/O AGREEM	321
v173	QB7A SOC WEB DISCLOSURE RISKS: COMMERCIAL OFFERS	323
v174	QB7A SOC WEB DISCLOSURE RISKS: MISUNDERSTANDING	325
v175	QB7A SOC WEB DISCLOSURE RISKS: ONLINE THEFT	327
v176	QB7A SOC WEB DISCLOSURE RISKS: PERSONAL SAFETY	329
v177	QB7A SOC WEB DISCLOSURE RISKS: FRAUD	331
v178	QB7A SOC WEB DISCLOSURE RISKS: DISCRIMINATION	333
v179	QB7A SOC WEB DISCLOSURE RISKS: REPUTATION DAMAGE	335
v180	QB7A SOC WEB DISCLOSURE RISKS: IN OTHER CONTEXTS	337
v181	QB7A SOC WEB DISCLOSURE RISKS: OTHER	339
v182	QB7A SOC WEB DISCLOSURE RISKS: NONE	341
v183	QB7A SOC WEB DISCLOSURE RISKS: DK	343
v184	QB8A SOCIAL WEB - SUFFICIENT DISCLOSURE INFO	345
v185	QB9A1 SOCIAL WEB INFO SECURITY - RESPONSIBLE 1ST	347
v186	QB9A2 SOCIAL WEB INFO SECURITY - RESPONSIBLE 2ND	349

v187	QB9A_TOT SOCIAL WEB INFO SECURITY RESP: USER	351
v188	QB9A_TOT SOCIAL WEB INFO SECURITY RESP: SITE	353
v189	QB9A_TOT SOCIAL WEB INFO SECURITY RESP: PUBLIC AUTH	355
v190	QB9A_TOT SOCIAL WEB INFO SECURITY RESP: OTHER	357
v191	QB9A_TOT SOCIAL WEB INFO SECURITY RESP: DK (Q.B9A1 ONLY)	359
v192	QB10A SOC WEB PRIVACY SETTINGS - CHANGED	361
v193	QB11A SOC WEB PRIVACY SETTINGS - COMPLEXITY	363
v194	QB12A SOC WEB PRIVACY NO CHANGE: DK POSSIBILITY	365
v195	QB12A SOC WEB PRIVACY NO CHANGE: DK HOW TO	367
v196	QB12A SOC WEB PRIVACY NO CHANGE: TRUST THE SITE	369
v197	QB12A SOC WEB PRIVACY NO CHANGE: NOT WORRIED	371
v198	QB12A SOC WEB PRIVACY NO CHANGE: NO TIME	373
v199	QB12A SOC WEB PRIVACY NO CHANGE: OTHER	375
v200	QB12A SOC WEB PRIVACY NO CHANGE: DK	377
v201	QB4B E-SHOPPING DISCLOSED: MEDICAL INFO	379
v202	QB4B E-SHOPPING DISCLOSED: FINGERPRINTS	381
v203	QB4B E-SHOPPING DISCLOSED: FINANCIAL INFO	383
v204	QB4B E-SHOPPING DISCLOSED: WORK HISTORY	385
v205	QB4B E-SHOPPING DISCLOSED: NAT ID NUMBER	387
v206	QB4B E-SHOPPING DISCLOSED: NAME	389
v207	QB4B E-SHOPPING DISCLOSED: HOME ADDRESS	391
v208	QB4B E-SHOPPING DISCLOSED: NATIONALITY	393
v209	QB4B E-SHOPPING DISCLOSED: ACTIVITIES	395
v210	QB4B E-SHOPPING DISCLOSED: TASTES/OPINIONS	397
v211	QB4B E-SHOPPING DISCLOSED: PHOTOS	399
v212	QB4B E-SHOPPING DISCLOSED: FRIENDS	401
v213	QB4B E-SHOPPING DISCLOSED: WEBSITE VISITS	403
v214	QB4B E-SHOPPING DISCLOSED: MOBILE PHONE	405
v215	QB4B E-SHOPPING DISCLOSED: OTHER	407
v216	QB4B E-SHOPPING DISCLOSED: NONE	409
v217	QB4B E-SHOPPING DISCLOSED: DK	411
v218	QB5B E-SHOPPING INFO DISCL: SERVICE ACCESS	413
v219	QB5B E-SHOPPING INFO DISCL: SAVE TIME	415
v220	QB5B E-SHOPPING INFO DISCL: FINANCIAL BENEFIT	417
v221	QB5B E-SHOPPING INFO DISCL: BENEFIT FR OFFERS	419
v222	QB5B E-SHOPPING INFO DISCL: SERVICE FOR FREE	421
v223	QB5B E-SHOPPING INFO DISCL: ADAPTED SERVICE	423
v224	QB5B E-SHOPPING INFO DISCL: FOR FUN	425
v225	QB5B E-SHOPPING INFO DISCL: CONNECT W OTHERS	427
v226	QB5B E-SHOPPING INFO DISCL: OTHER REASONS	429
v227	QB5B E-SHOPPING INFO DISCL: DK	431
v228	QB6B E-SHOPPING INFO DISCLOSURE - CONTROL	433
v229	QB7B E-SHOPPING DISCLSR RISKS: USE W/O KNOWLEDGE	435
v230	QB7B E-SHOPPING DISCLSR RISKS: SHARED W/O AGREEM	437
v231	QB7B E-SHOPPING DISCLSR RISKS: COMMERCIAL OFFERS	439
v232	QB7B E-SHOPPING DISCLSR RISKS: MISUNDERSTANDING	441
v233	QB7B E-SHOPPING DISCLSR RISKS: ONLINE THEFT	443

v234	QB7B E-SHOPPING DISCLSRE RISKS: PERSONAL SAFETY	445
v235	QB7B E-SHOPPING DISCLSRE RISKS: FRAUD	447
v236	QB7B E-SHOPPING DISCLSRE RISKS: DISCRIMINATION	449
v237	QB7B E-SHOPPING DISCLSRE RISKS: REPUTATION DAMAGE	451
v238	QB7B E-SHOPPING DISCLSRE RISKS: IN OTHER CONTEXTS	453
v239	QB7B E-SHOPPING DISCLSRE RISKS: OTHER	455
v240	QB7B E-SHOPPING DISCLSRE RISKS: NONE	457
v241	QB7B E-SHOPPING DISCLSRE RISKS: DK	459
v242	QB8B1 E-SHOPPING INFO SECURITY - RESPONSIBLE 1ST	461
v243	QB8B2 E-SHOPPING INFO SECURITY - RESPONSIBLE 2ND	463
v244	QB8B_TOT E-SHOPPING INFO SECURITY RESP: USER	465
v245	QB8B_TOT E-SHOPPING INFO SECURITY RESP: SITE	467
v246	QB8B_TOT E-SHOPPING INFO SECURITY RESP: PUBLIC AUTH	469
v247	QB8B_TOT E-SHOPPING INFO SECURITY RESP: OTHER	471
v248	QB8B_TOT E-SHOPPING INFO SECURITY RESP: DK (Q.B8B1 ONLY)	473
v249	QB13 BEHAVIOUR RECORDING CONCERN: INTERNET	475
v250	QB13 BEHAVIOUR RECORDING CONCERN: PUBLIC SPACE	477
v251	QB13 BEHAVIOUR RECORDING CONCERN: PRIVATE SPACE	479
v252	QB13 BEHAVIOUR RECORDING CONCERN: MOBILE PHONE	481
v253	QB13 BEHAVIOUR RECORDING CONCERN: PAYMENT CARDS	483
v254	QB13 BEHAVIOUR RECORDING CONCERN: CUSTOMER CARDS	485
v255	QB14 CARD USE: CREDIT/BANK CARDS	487
v256	QB14 CARD USE: CUSTOMER CARDS	489
v257	QB14 CARD USE: NATIONAL IDENTITY CARDS	491
v258	QB14 CARD USE: PASSPORT	493
v259	QB14 CARD USE: GOVERNMENT ENTITLEMENT CARDS	495
v260	QB14 CARD USE: DRIVING LICENCE	497
v261	QB14 CARD USE: STUDENT CARD	499
v262	QB14 CARD USE: INTERNET ACCOUNT	501
v263	QB14 CARD USE: NONE	503
v264	QB14 CARD USE: DK	505
v265	QB15 IDENTITY PROT ACTION: CASH PAYMENT	507
v266	QB15 IDENTITY PROT ACTION: MINIMUM INFO	509
v267	QB15 IDENTITY PROT ACTION: ADJUST INFO	511
v268	QB15 IDENTITY PROT ACTION: WRONG INFO	513
v269	QB15 IDENTITY PROT ACTION: ONLY IF TRUST	515
v270	QB15 IDENTITY PROT ACTION: SHRED OLD RECORDS	517
v271	QB15 IDENTITY PROT ACTION: NO ONLINE CARD PAYMENT	519
v272	QB15 IDENTITY PROT ACTION: NOT DISCL NAMES/PASSW	521
v273	QB15 IDENTITY PROT ACTION: NOT DISCL BANK DETAILS	523
v274	QB15 IDENTITY PROT ACTION: OTHER	525
v275	QB15 IDENTITY PROT ACTION: NONE	527
v276	QB15 IDENTITY PROT ACTION: DK	529
v277	QB16 IDENTITY PROT INTERNET: DUMMY E-MAIL	531
v278	QB16 IDENTITY PROT INTERNET: ANTI-SPY SOFTW	533
v279	QB16 IDENTITY PROT INTERNET: DELETE COOKIES	535
v280	QB16 IDENTITY PROT INTERNET: LIMIT SPAMS	537

v281	QB16 IDENTITY PROT INTERNET: TRANSACTION SECURITY	539
v282	QB16 IDENTITY PROT INTERNET: AVOID SAME INFO	541
v283	QB16 IDENTITY PROT INTERNET: BROWSER SECURITY	543
v284	QB16 IDENTITY PROT INTERNET: MAINTAIN AWARENESS	545
v285	QB16 IDENTITY PROT INTERNET: ACCESS INFORMATION	547
v286	QB16 IDENTITY PROT INTERNET: OTHER	549
v287	QB16 IDENTITY PROT INTERNET: NONE	551
v288	QB16 IDENTITY PROT INTERNET: DK	553
v289	QB17 ONLINE REGISTRATION - DATA PRIVACY INFO	555
v290	QB18 PRIVACY STATEMENTS - PERCEPTION	557
v291	QB19 PRIVACY STATEMENTS - CONSIDERATION	559
v292	QB20 IGNORE PRIVACY STATEM - NOT HONOURED ANYWAY	561
v293	QB20 IGNORE PRIVACY STATEM - LAW PROTECTS ANYWAY	563
v294	QB20 IGNORE PRIVACY STATEM - EXISTENCE SUFFICIENT	565
v295	QB20 IGNORE PRIVACY STATEM - DK REASON	567
v296	QB21 ONLINE ACTIVITY INFO - FOR ADVERTISEMENT	569
v297	QB22 ONLINE SERVICE - EXCESSIVE INFO REQUIREMENT	571
v298	QB23 ONLINE SERVICE - CONCERN ABOUT INFO EXCESS	573
v299	QB24 DATA PROCESSING APPROVAL REQ: IN ALL CASES	575
v300	QB24 DATA PROCESSING APPROVAL REQ: ON THE INTERNET	577
v301	QB24 DATA PROCESSING APPROVAL REQ: IF SENSITIVE	579
v302	QB24 DATA PROCESSING APPROVAL REQ: NO	581
v303	QB24 DATA PROCESSING APPROVAL REQ: DK	583
v304	QB25 INFO PROTECTION TRUST: NAT PUBL AUTHORITIES	585
v305	QB25 INFO PROTECTION TRUST: EUROP INSTITUTIONS	587
v306	QB25 INFO PROTECTION TRUST: FINANC INSTITUTIONS	589
v307	QB25 INFO PROTECTION TRUST: MEDICAL INSTITUTIONS	591
v308	QB25 INFO PROTECTION TRUST: SHOPS/DEPARTM STORES	593
v309	QB25 INFO PROTECTION TRUST: INTERNET COMPANIES	595
v310	QB25 INFO PROTECTION TRUST: PHONE COMPANIES	597
v311	QB26 PERSONAL INFORMATION MISUSE - CONCERN	599
v312	QB27 ACCESS OWN PERSONAL INFO - PREPARED TO PAY	601
v313	QB28 DELETION OF PERS WEB INFO: ON DECISION	603
v314	QB28 DELETION OF PERS WEB INFO: PROVIDER CHANGE	605
v315	QB28 DELETION OF PERS WEB INFO: WHEN STOP USING	607
v316	QB28 DELETION OF PERS WEB INFO: NEVER	609
v317	QB28 DELETION OF PERS WEB INFO: DK	611
v318	QB29 PERSONAL WEB INFO - TRANSFER FACILITY	613
v319	QB30 IDENTITY THEFT: HEARD THROUGH MEDIA	615
v320	QB30 IDENTITY THEFT: HEARD THROUGH WORD OF MOUTH	617
v321	QB30 IDENTITY THEFT: ACQUAINTANCES AFFECTED	619
v322	QB30 IDENTITY THEFT: FAMILY MEMBER AFFECTED	621
v323	QB30 IDENTITY THEFT: PERSONALLY AFFECTED	623
v324	QB30 IDENTITY THEFT: HEARD/EXPERIENCED OTHERS	625
v325	QB30 IDENTITY THEFT: NOT HEARD/EXPERIENCED	627
v326	QB30 IDENTITY THEFT: DK	629
v327	QB31 PERS INFORMATION LOST - BE COMMUNICATED	631

v328	QB32 PERS INFO PROTECTION ACROSS EU - IMPORTANCE	632
v329	QB33 EU DATA PROTECTION F GENETIC INFO - DEMAND	634
v330	QB34 PERS DATA OF MINORS - SPEC PROTECTION NEED	636
v331	QB34 PERS DATA OF MINORS - WARN OF CONSEQUENCES	638
v332	QB35 POLICE ACCESS TO PERS DATA - PREFERENCE	640
v333	QB36 DATA PROTECTION CONTACT IN COMPANIES	642
v334	QB37 ENFORCEMENT OF DATA PROTECTION RULES - LEVEL	644
v335	QB38 PUBLIC DATA PROTECTION AUTHORITY - HEARD	646
v336	QB39 FIGHT DATA MISUSE BY COMP: IMPOSE FINE	647
v337	QB39 FIGHT DATA MISUSE BY COMP: LEGAL SUPPORT	649
v338	QB39 FIGHT DATA MISUSE BY COMP: OUT OF COURT PROC	651
v339	QB39 FIGHT DATA MISUSE BY COMP: BAN FROM USE	653
v340	QB39 FIGHT DATA MISUSE BY COMP: COMPENSATIONS	655
v341	QB39 FIGHT DATA MISUSE BY COMP: JOINT LEGAL ACT	657
v342	QB39 FIGHT DATA MISUSE BY COMP: DIRECT CONTROL	659
v343	QB39 FIGHT DATA MISUSE BY COMP: MONITORING	661
v344	QB39 FIGHT DATA MISUSE BY COMP: BETTER TECHNICS	663
v345	QB39 FIGHT DATA MISUSE BY COMP: FORMAL EDUCATION	665
v346	QB39 FIGHT DATA MISUSE BY COMP: RAISE AWARENESS	667
v347	QB39 FIGHT DATA MISUSE BY COMP: USE OF WARNINGS	669
v348	QB39 FIGHT DATA MISUSE BY COMP: OTHER PRIORITIES	671
v349	QB39 FIGHT DATA MISUSE BY COMP: DK	673
v350	QC1 CHEMICAL PRODUCTS: USEFUL	675
v351	QC1 CHEMICAL PRODUCTS: INNOVATIVE	677
v352	QC1 CHEMICAL PRODUCTS: EFFECTIVE	679
v353	QC1 CHEMICAL PRODUCTS: MODERN	681
v354	QC1 CHEMICAL PRODUCTS: NATURAL	683
v355	QC1 CHEMICAL PRODUCTS: UNHEALTHY	685
v356	QC1 CHEMICAL PRODUCTS: INDUSTRIAL	687
v357	QC1 CHEMICAL PRODUCTS: ARTIFICIAL	689
v358	QC1 CHEMICAL PRODUCTS: HARMFUL TO ENVIRONMENT	691
v359	QC1 CHEMICAL PRODUCTS: DANGEROUS	693
v360	QC1 CHEMICAL PRODUCTS: OTHER	695
v361	QC1 CHEMICAL PRODUCTS: NONE	697
v362	QC1 CHEMICAL PRODUCTS: DK	699
v363	QC2 CHEMICAL PRODUCTS AT WORK - EVER USED	701
v364	QC3 CHEMICAL PRODUCTS: DIY/BUILDING	703
v365	QC3 CHEMICAL PRODUCTS: EVERY DAY DETERGENTS	705
v366	QC3 CHEMICAL PRODUCTS: OTHER CLEANING PRODUCTS	707
v367	QC3 CHEMICAL PRODUCTS: CAR/VEHICLE CARE	709
v368	QC3 CHEMICAL PRODUCTS: GARDENING	711
v369	QC3 CHEMICAL PRODUCTS: PESTICIDES/INSECTICIDES	713
v370	QC3 CHEMICAL PRODUCTS: OTHER PRODUCTS	715
v371	QC3 CHEMICAL PRODUCTS: NONE	717
v372	QC3 CHEMICAL PRODUCTS: DK	719
v373	QC4 CHEMICAL PROD ASSESSMENT: EXPERIENCE	721
v374	QC4 CHEMICAL PROD ASSESSMENT: SMELL	723

v375	QC4 CHEMICAL PROD ASSESSMENT: COLOUR	725
v376	QC4 CHEMICAL PROD ASSESSMENT: PACKAGING	727
v377	QC4 CHEMICAL PROD ASSESSMENT: SAFETY INSTRUCTIONS	729
v378	QC4 CHEMICAL PROD ASSESSMENT: WARNING SYMBOLS	731
v379	QC4 CHEMICAL PROD ASSESSMENT: SHOP INFORMATION	733
v380	QC4 CHEMICAL PROD ASSESSMENT: TYPE OF SHOP	735
v381	QC4 CHEMICAL PROD ASSESSMENT: FAMILY/FRIENDS	737
v382	QC4 CHEMICAL PROD ASSESSMENT: OTHER	739
v383	QC4 CHEMICAL PROD ASSESSMENT: NONE	741
v384	QC4 CHEMICAL PROD ASSESSMENT: DK	743
v385	QC5 CHEMICAL PROD USE: READ INSTRUCTIONS	745
v386	QC5 CHEMICAL PROD USE: PROTECTIVE CLOTHING	747
v387	QC5 CHEMICAL PROD USE: RECOMMENDED FREQUENCY	749
v388	QC5 CHEMICAL PROD USE: RECOMMENDED AMOUNT	751
v389	QC5 CHEMICAL PROD USE: CORRECT STORAGE	753
v390	QC5 CHEMICAL PROD USE: CORRECT DISPOSE	755
v391	QC5 CHEMICAL PROD USE: OTHER	757
v392	QC5 CHEMICAL PROD USE: NO SAFE USE	759
v393	QC5 CHEMICAL PROD USE: DK	761
v394	QC6 CHEMIC PROD INSTR NECESSARY: DIY/BUILDING	763
v395	QC6 CHEMIC PROD INSTR NECESSARY: DETERGENTS	765
v396	QC6 CHEMIC PROD INSTR NECESSARY: OTHER CLEANING	767
v397	QC6 CHEMIC PROD INSTR NECESSARY: CAR CARE	769
v398	QC6 CHEMIC PROD INSTR NECESSARY: GARDENING	771
v399	QC6 CHEMIC PROD INSTR NECESSARY: PESTIC/INSECTIC	773
v400	QC6 CHEMIC PROD INSTR NECESSARY: OTHER PRODUCTS	775
v401	QC6 CHEMIC PROD INSTR NECESSARY: NONE	777
v402	QC6 CHEMIC PROD INSTR NECESSARY: DK	779
v403	QC7 CHEMIC PROD READ INSTRUCTION: DIY/BUILDING	781
v404	QC7 CHEMIC PROD READ INSTRUCTION: DETERGENTS	783
v405	QC7 CHEMIC PROD READ INSTRUCTION: OTHER CLEANING	785
v406	QC7 CHEMIC PROD READ INSTRUCTION: CAR CARE	787
v407	QC7 CHEMIC PROD READ INSTRUCTION: GARDENING	789
v408	QC7 CHEMIC PROD READ INSTRUCTION: PESTIC/INSECTIC	791
v409	QC8 CHEMIC PROD FOLLOW INSTRUCT: DIY/BUILDING	793
v410	QC8 CHEMIC PROD FOLLOW INSTRUCT: DETERGENTS	795
v411	QC8 CHEMIC PROD FOLLOW INSTRUCT: OTHER CLEANING	797
v412	QC8 CHEMIC PROD FOLLOW INSTRUCT: CAR CARE	799
v413	QC8 CHEMIC PROD FOLLOW INSTRUCT: GARDENING	801
v414	QC8 CHEMIC PROD FOLLOW INSTRUCT: PESTIC/INSECTIC	803
v415	QC9 CHEMICAL PROD HAZARD LABEL - UNDERSTANDING	805
v416	QC10 CHEMICAL PROD HAZARD SYMBOL A - SEEN	807
v417	QC10 CHEMICAL PROD HAZARD SYMBOL B - SEEN	809
v418	QC10 CHEMICAL PROD HAZARD SYMBOL C - SEEN	811
v419	QC10 CHEMICAL PROD HAZARD SYMBOL D - SEEN	813
v420	QC10 CHEMICAL PROD HAZARD PICTOGRAM E - SEEN	815
v421	QC10 CHEMICAL PROD HAZARD PICTOGRAM F - SEEN	817

v422	QC10 CHEMICAL PROD HAZARD PICTOGRAM G - SEEN	819
v423	QC10 CHEMICAL PROD HAZARD PICTOGRAM H - SEEN	821
v424	QC11 CHEMICAL PROD HAZARD SYMBOL A - MEANING	823
v425	QC11 CHEMICAL PROD HAZARD SYMBOL B - MEANING	825
v426	QC11 CHEMICAL PROD HAZARD SYMBOL C - MEANING	827
v427	QC11 CHEMICAL PROD HAZARD SYMBOL D - MEANING	829
v428	QC12 CHEMICAL PRODUCT RISK INFO: DIY/BUILDING	831
v429	QC12 CHEMICAL PRODUCT RISK INFO: DETERGENTS	833
v430	QC12 CHEMICAL PRODUCT RISK INFO: OTHER CLEANING	835
v431	QC12 CHEMICAL PRODUCT RISK INFO: CAR CARE	837
v432	QC12 CHEMICAL PRODUCT RISK INFO: GARDENING	839
v433	QC12 CHEMICAL PRODUCT RISK INFO: PESTIC/INSECTIC	841
v434	QC13 CHEMICAL PROD INFO SOURCES: PACKAGING	843
v435	QC13 CHEMICAL PROD INFO SOURCES: NEWSPAPERS	845
v436	QC13 CHEMICAL PROD INFO SOURCES: MAGAZINES	847
v437	QC13 CHEMICAL PROD INFO SOURCES: TV	849
v438	QC13 CHEMICAL PROD INFO SOURCES: RADIO	851
v439	QC13 CHEMICAL PROD INFO SOURCES: LEAFLETS	853
v440	QC13 CHEMICAL PROD INFO SOURCES: INTERNET	855
v441	QC13 CHEMICAL PROD INFO SOURCES: WORD OF MOUTH	857
v442	QC13 CHEMICAL PROD INFO SOURCES: FAMILY/FRIENDS	859
v443	QC13 CHEMICAL PROD INFO SOURCES: OTHER	861
v444	QC13 CHEMICAL PROD INFO SOURCES: NONE	863
v445	QC13 CHEMICAL PROD INFO SOURCES: DK	865
v446	QC14 CHEMICAL PROD INFO TRUST: SALES PERSON	867
v447	QC14 CHEMICAL PROD INFO TRUST: NGO/CONSUMER ORG	869
v448	QC14 CHEMICAL PROD INFO TRUST: MANUFACTURERS	871
v449	QC14 CHEMICAL PROD INFO TRUST: POISON CENTRES	873
v450	QC14 CHEMICAL PROD INFO TRUST: FAMILY/FRIENDS	875
v451	QC14 CHEMICAL PROD INFO TRUST: DOCTORS	877
v452	QC14 CHEMICAL PROD INFO TRUST: PHARMACISTS	879
v453	QC14 CHEMICAL PROD INFO TRUST: JOURNALISTS	881
v454	QC14 CHEMICAL PROD INFO TRUST: SCIENTISTS	883
v455	QC14 CHEMICAL PROD INFO TRUST: HEALTH AUTHORITIES	885
v456	QC14 CHEMICAL PROD INFO TRUST: EU INSTITUTIONS	887
v457	QC14 CHEMICAL PROD INFO TRUST: NAT GOVERNMENT	889
v458	QC14 CHEMICAL PROD INFO TRUST: OTHER	891
v459	QC14 CHEMICAL PROD INFO TRUST: NONE	893
v460	QC14 CHEMICAL PROD INFO TRUST: DK	895
v461	QD1 RARE DISEASES - UNDERSTANDING	897
v462	QD2 RARE DISEASE CONTACT: KNOW S/O SUFFERING	899
v463	QD2 RARE DISEASE CONTACT: HEARD IN FAMILY/FRIENDS	901
v464	QD2 RARE DISEASE CONTACT: HEARD IN MEDIA	903
v465	QD2 RARE DISEASE CONTACT: NEVER HEARD ABOUT ANY	905
v466	QD2 RARE DISEASE CONTACT: DK	907
v467	QD3 RARE DISEASES: HEALTH AUTHORITY SUPPORT	909
v468	QD3 RARE DISEASES: MORE EUROPEAN COOPERATION	911

v469	QD3 RARE DISEASES: DRUGS BE FULLY REIMBURSED	913
v470	QD3 RARE DISEASES: AWARE OF SPECIALIZED CENTRES	915
v471	QD3 RARE DISEASES: RIGHT TO ACCESS APPROP CARE	917
v472	QD3 RARE DISEASES: TOO MANY MAJOR HEALTH ISSUES	919
v473	QD3 RARE DISEASES: EU MEMBERS NEED NAT STRATEGY	921
v474	QD3 RARE DISEASES: UNAWARENESS OF REAL PROBLEMS	923
v475	QD4 RARE DISEASE INITIATIVES: RESEARCH	925
v476	QD4 RARE DISEASE INITIATIVES: ACCESS TO DRUGS	927
v477	QD4 RARE DISEASE INITIATIVES: IMPROVE AWARENESS	929
v478	QD4 RARE DISEASE INITIATIVES: LABORATORY TESTS	931
v479	QD4 RARE DISEASE INITIATIVES: SUPPORT TO FAMILIES	933
v480	QD4 RARE DISEASE INITIATIVES: SUPPORT PATIENT ORG	935
v481	QD4 RARE DISEASE INITIATIVES: SPECIALIZED CENTRES	937
v482	QD5 RARE DISEASES HEARD: CYSTIC FIBROSIS	939
v483	QD5 RARE DISEASES HEARD: DUCHENNE MUSCULAR DYSTR	941
v484	QD5 RARE DISEASES HEARD: HAEMOPHILIA	943
v485	QD5 RARE DISEASES HEARD: HUNTINGTON'S DISEASE	945
v486	QD5 RARE DISEASES HEARD: OSTEOGENESIS IMPERFECTA	947
v487	QD5 RARE DISEASES HEARD: PROGERIA	949
v488	D1 LEFT-RIGHT PLACEMENT	951
v489	D1 LEFT-RIGHT PLACEMENT - RECODED 3 CAT	954
v490	D1 LEFT-RIGHT PLACEMENT - RECODED 5 CAT	956
v491	D7 MARITAL STATUS	958
v492	D7 MARITAL STATUS (REC STATUS)	961
v493	D7 MARITAL STATUS (REC CHILDREN)	963
v494	D8 AGE EDUCATION	965
v495	D8 AGE EDUCATION - RECODED	966
v496	D10 GENDER	969
v497	D11 AGE EXACT	970
v498	D11 AGE RECODED - FOUR GROUPS	971
v499	D11 AGE RECODED - SIX GROUPS	973
v500	D25 TYPE OF COMMUNITY	975
v501	D40A HOUSEHOLD COMPOSITION: AGED 15+	977
v502	D40A HOUSEHOLD COMPOSITION: AGED 15+ (REC)	980
v503	D40B HOUSEHOLD COMPOSITION: AGED <10	982
v504	D40B HOUSEHOLD COMPOSITION: AGED <10 (REC)	984
v505	D40C HOUSEHOLD COMPOSITION: AGED 10-14	986
v506	D40C HOUSEHOLD COMPOSITION: AGED 10-14 (REC)	988
v507	D40 HOUSEHOLD COMPOSITION: SIZE A+B+C	990
v508	D40 HOUSEHOLD COMPOSITION: SIZE A+B+C (REC)	993
v509	D43A PHONE AVAILABLE - FIXED IN HH	995
v510	D43B PHONE AVAILABLE - PRIVATE MOBILE	997
v511	D46 OWNERSHIP DURABLES: TELEVISION	999
v512	D46 OWNERSHIP DURABLES: DVD PLAYER	1000
v513	D46 OWNERSHIP DURABLES: MUSIC CD PLAYER	1001
v514	D46 OWNERSHIP DURABLES: COMPUTER	1002
v515	D46 OWNERSHIP DURABLES: INTERNET ACCESS	1003

v516	D46 OWNERSHIP DURABLES: CAR	1004
v517	D46 OWNERSHIP DURABLES: AP/HOUSE PAID	1005
v518	D46 OWNERSHIP DURABLES: AP/HOUSE PAYING	1006
v519	D46 OWNERSHIP DURABLES: NONE	1007
v520	D46 OWNERSHIP DURABLES: DK	1008
v521	D60 DIFFICULTIES PAYING BILLS - LAST YEAR	1009
v522	D61 LEVEL IN SOCIETY - SELF PLACEMENT	1011
v523	P1 DATE OF INTERVIEW	1014
v524	P2 TIME OF INTERVIEW	1015
v525	P2 TIME OF INTERVIEW - RECODED	1016
v526	P3 DURATION OF INTERVIEW	1017
v527	P3 DURATION OF INTERVIEW - RECODED	1018
v528	P4 N OF PERSONS PRESENT DURING INTERVIEW	1019
v529	P5 RESPONDENT COOPERATION	1020
v530	P6 SIZE OF COMMUNITY - FRANCE	1021
v531	P6 SIZE OF COMMUNITY - BELGIUM	1022
v532	P6 SIZE OF COMMUNITY - NETHERLANDS	1023
v533	P6 SIZE OF COMMUNITY - GERMANY	1024
v534	P6 SIZE OF COMMUNITY - ITALY	1025
v535	P6 SIZE OF COMMUNITY - LUXEMBOURG	1026
v536	P6 SIZE OF COMMUNITY - DENMARK	1027
v537	P6 SIZE OF COMMUNITY - IRELAND	1028
v538	P6 SIZE OF COMMUNITY - UNITED KINGDOM	1029
v539	P6 SIZE OF COMMUNITY - GREECE	1030
v540	P6 SIZE OF COMMUNITY - SPAIN	1031
v541	P6 SIZE OF COMMUNITY - PORTUGAL	1032
v542	P6 SIZE OF COMMUNITY - FINLAND	1033
v543	P6 SIZE OF COMMUNITY - SWEDEN	1034
v544	P6 SIZE OF COMMUNITY - AUSTRIA	1035
v545	P6 SIZE OF COMMUNITY - CYPRUS (REPUBLIC)	1036
v546	P6 SIZE OF COMMUNITY - CZECH REPUBLIC	1037
v547	P6 SIZE OF COMMUNITY - ESTONIA	1038
v548	P6 SIZE OF COMMUNITY - HUNGARY	1039
v549	P6 SIZE OF COMMUNITY - LATVIA	1040
v550	P6 SIZE OF COMMUNITY - LITHUANIA	1041
v551	P6 SIZE OF COMMUNITY - MALTA	1042
v552	P6 SIZE OF COMMUNITY - POLAND	1043
v553	P6 SIZE OF COMMUNITY - SLOVAKIA	1044
v554	P6 SIZE OF COMMUNITY - SLOVENIA	1045
v555	P6 SIZE OF COMMUNITY - BULGARIA	1046
v556	P6 SIZE OF COMMUNITY - ROMANIA	1047
v557	P7 REGION - FRANCE NUTS 2	1048
v558	P7 REGION - FRANCE NUTS 1	1050
v559	P7 REGION - BELGIUM NUTS 2	1051
v560	P7 REGION - BELGIUM NUTS 1	1052
v561	P7 REGION - NETHERLANDS NUTS 2	1053
v562	P7 REGION - NETHERLANDS NUTS 1	1054

v563	P7 REGION - GERMANY NUTS 1	1055
v564	P7 REGION - ITALY NUTS 2 MOD	1057
v565	P7 REGION - ITALY NUTS 1	1059
v566	P7 REGION - ITALY NUTS 1 MOD	1060
v567	P7 REGION - LUXEMBOURG	1061
v568	P7 REGION - DENMARK NUTS 2	1062
v569	P7 REGION - IRELAND	1063
v570	P7 REGION - UNITED KINGDOM NUTS 1	1064
v571	P7 REGION - UNITED KINGDOM NUTS 1 MOD	1066
v572	P7 REGION - GREECE NUTS 2	1067
v573	P7 REGION - GREECE NUTS 1	1068
v574	P7 REGION - SPAIN NUTS 2	1069
v575	P7 REGION - SPAIN NUTS 1	1071
v576	P7 REGION - SPAIN NUTS 1 MOD	1072
v577	P7 REGION - PORTUGAL NUTS 2	1073
v578	P7 REGION - FINLAND NUTS 3	1074
v579	P7 REGION - FINLAND NUTS 2	1076
v580	P7 REGION - SWEDEN NUTS 2	1077
v581	P7 REGION - SWEDEN NUTS 1	1078
v582	P7 REGION - AUSTRIA NUTS 2	1079
v583	P7 REGION - AUSTRIA NUTS 1	1080
v584	P7 REGION - CYPRUS (REPUBLIC)	1081
v585	P7 REGION - CZECH REPUBLIC NUTS 2	1082
v586	P7 REGION - ESTONIA	1083
v587	P7 REGION - HUNGARY NUTS 2	1084
v588	P7 REGION - HUNGARY NUTS 1	1085
v589	P7 REGION - LATVIA NUTS 3	1086
v590	P7 REGION - LITHUANIA NUTS 3	1087
v591	P7 REGION - POLAND NUTS 2	1088
v592	P7 REGION - POLAND NUTS 1	1090
v593	P7 REGION - SLOVAKIA NUTS 2	1091
v594	P7 REGION - SLOVENIA NUTS 3	1092
v595	P7 REGION - SLOVENIA NUTS 2	1093
v596	P7 REGION - BULGARIA NUTS 3	1094
v597	P7 REGION - BULGARIA NUTS 2	1096
v598	P7 REGION - ROMANIA NUTS 2	1097
v599	P7 REGION - ROMANIA NUTS 1	1098
v600	REGION - NUTS CODES	1099
v601	REGION - NUTS LEVEL	1108
v602	P13 LANGUAGE OF INTERVIEW - BELGIUM	1110
v603	P13 LANGUAGE OF INTERVIEW - LUXEMBOURG	1111
v604	P13 LANGUAGE OF INTERVIEW - SPAIN	1112
v605	P13 LANGUAGE OF INTERVIEW - FINLAND	1113
v606	P13 LANGUAGE OF INTERVIEW - ESTONIA	1114
v607	P13 LANGUAGE OF INTERVIEW - LATVIA	1115
v608	P13 LANGUAGE OF INTERVIEW - MALTA	1116
v609	C14 RESPONDENT OCCUPATION SCALE	1117

v610 INTERVIEWER ID

1119