

SI393

## Flash Eurobarometer 494: Attitudes on Vaccination against Covid-19 (2021)

*Flash Eurobarometer 494: atteggiamenti sulla vaccinazione contro il Covid-19 (2021)*

European Commission

Versione/Version: 1.0 - 14/09/2021



**UniData**

Bicocca Data Archive

Website: [www.unidata.unimib.it](http://www.unidata.unimib.it)

E-mail: [unidata@unimib.it](mailto:unidata@unimib.it)

Tel.: +39 02 6448 7513

Fax: +39 02 6448 7561

La presente documentazione è distribuita da UniData secondo la [licenza CC-BY 3.0](#).  
La fonte che ha prodotto i dati e UniData che li ha distribuiti non rispondono per alcun utilizzo improprio dei dati e delle elaborazioni pubblicate.

*This documentation is distributed by UniData under the [CC-BY 3.0 License](#).  
Neither the depositor nor UniData bear any responsibility for the analysis or interpretation of the data produced by the user.*



Università degli Studi di Milano-Bicocca  
Via Bicocca degli Arcimboldi 8  
20126 - Milano (Italia)

Flash Eurobarometer 494

May 2021

Attitudes on vaccination against Covid-19

Basic bilingual questionnaire

Ipsos European Public Affairs

	ASK ALL	
D1	How old are you? NUMERIC FIELD, 3 DIGITS, FOLLOWED BY: (years) [VALID RANGE 10-105, INTEGERS ONLY] CHECK (SOFT); SHOW IF <15 OR >95; ERROR MESSAGE: You entered an unexpected value, please review your answer or continue to confirm your response. RANGE CHECK (HARD); ERROR MESSAGE: Please enter a value between 10 and 105. SCREEN OUT IF D1<15	
	ASK ALL	
D2	Which of the following describes how you think of yourself? (READ OUT; ONE ANSWER ONLY)	
	Male	1
	Female	2
	In another way	3
	Prefer not to say	4
	ASK ALL	
D3a	What is your nationality or nationalities if you hold more than one? Select all that apply. (THIS COUNTRY'S) nationality	1
	Other nationality	2
	Refusal	999
	ASK IF D3a=2	
D3b	Which nationality or nationalities do you hold? Select all that apply. DROP DOWN MENU WITH LIST OF COUNTRIES (EU MEMBER COUNTRIES + 998 OTHER)	
	Refusal	999
	SCREEN OUT IF D3b = (998 (exclusive) or 999) AND D3a IS NOT 1	
	ASK IF D3a ≠ 1	
D3c	Are you a permanent resident of (COUNTRY)?	
	Yes	1
	No	0
	SCREEN OUT IF D3c=0	
	ASK ALL	
D12	In which region do you live?	
	ASK ALL	
Q1	When would you like to get vaccinated against COVID-19 (coronavirus)? (ONE ANSWER ONLY)	
	As soon as possible	1
	Some time in 2021	2
	Later	3
	Never	4
	I have already been vaccinated	5
	Don't know	998
	Prefer not to answer	999
	ASK IF Q1 = 1, 2, 5	
Q2a	Here is a list of possible reasons for getting vaccinated against COVID-19. For each of them, please indicate how important it is/it was in your own decision. (ONE ANSWER PER STATEMENT) STATEMENTS	

Q2a_1	The Covid-19 vaccine will help put an end to the pandemic	
Q2a_2	The Covid-19 vaccine will protect me from getting Covid-19	
Q2a_3	The Covid-19 vaccine will protect my relatives and others from getting Covid-19	
Q2a_4	The Covid-19 vaccine will make it possible for me to resume a more normal professional life	
Q2a_5	The Covid-19 vaccine will make it possible for me to travel	
Q2a_6	The Covid-19 vaccine will make it possible for me to meet family and friends	
Q2a_7	The Covid-19 vaccine will make it possible for me to go to places such as restaurants, cinemas or sports facilities	
	RESPONSE SCALE	
	Very important	1
	Rather important	2
	Rather not important	3
	Not important at all	4
	Don't know	998
	ASK IF Q1 = 3, 4	
Q2b	Here is a list of possible reasons for not getting vaccinated soon against COVID-19. For each of them, please indicate how important it is in your own decision. (ONE ANSWER PER STATEMENT)	
	STATEMENTS	
Q2b_1	I think that the Covid-19 pandemic will be over soon	
Q2b_2	I think that the risk of being infected with Covid-19 is very low or inexistent in my case	
Q2b_3	I think that the risk posed by Covid-19 in general is exaggerated	
Q2b_4	I am worried about the side effects of Covid-19 vaccines	
Q2b_5	I think that Covid-19 vaccines have not been sufficiently tested yet	
Q2b_6	I don't think that Covid-19 vaccines are effective	
Q2b_7	I am against vaccines in general	
	RESPONSE SCALE	
	Very important	1
	Rather important	2
	Rather not important	3
	Not important at all	4
	Don't know	998
	ASK ALL	
Q3	Which of the following statements correspond to what you think? You would be more eager to get vaccinated against COVID-19 if... Please tick all answers that apply. (SEVERAL ANSWERS POSSIBLE) (RANDOMISE 1-7; ITEMS 8 AND 998 ARE EXCLUSIVE)	
	You see more people around you doing it	1
	More people have already been vaccinated and we see that it works and that there are no major side-effects	2
	The people that recommend the vaccines are vaccinated themselves	3
	Your doctor(s) recommend(s) you to do so	4
	Vaccines are developed in the European Union	5
	There is full clarity on how vaccines are being developed, tested and authorised	6
	You are already very eager to get vaccinated / You are already vaccinated	7
	None, you won't get vaccinated anyway	8
	Don't know	998
	ASK ALL	
Q4	To what extent do you agree or disagree with each of the following statements? (ONE ANSWER PER STATEMENT) (RANDOMISE STATEMENTS 1-7)	
	STATEMENTS	
Q4_1	All in all, benefits of COVID-19 vaccines outweigh possible risks	
Q4_2	I believe vaccines authorised in the European Union are safe	
Q4_3	COVID-19 vaccines are being developed, tested and authorised too quickly to be safe	
Q4_4	COVID-19 vaccines could have long term side-effects that we do not know yet	
Q4_5	A vaccine is the only way to end the pandemic	
Q4_6	You do not understand why people are reluctant to get vaccinated	
Q4_7	Serious diseases have disappeared thanks to vaccines	
	RESPONSE SCALE	

Totally agree	1
Tend to agree	2
Tend to disagree	3
Totally disagree	4
Don't know	998

ASK ALL

Q5 To what extent do you agree or disagree with each of the following statements?  
(ONE ANSWER PER STATEMENT) (RANDOMISE STATEMENTS 1-5)

STATEMENTS

- Q5\_1 You can avoid being infected by COVID-19 without being vaccinated
- Q5\_2 Public authorities are not sufficiently transparent about COVID-19 vaccines
- Q5\_3 Everyone should get vaccinated against COVID-19, it is a civic duty
- Q5\_4 COVID-19 vaccination should be compulsory
- Q5\_5 The European Union is playing a key role in ensuring that we can have access to COVID-19 vaccines in (OUR COUNTRY)

RESPONSE SCALE

Totally agree	1
Tend to agree	2
Tend to disagree	3
Totally disagree	4
Don't know	998

	ASK ALL	
Q6	Among the following sources, which ones would you trust more to give you reliable information on COVID-19 vaccines?	
	(SEVERAL ANSWERS POSSIBLE) (RANDOMISE 1-9)	
	The European Union	1
	The (NATIONALITY) government	2
	The (NATIONALITY) health authorities	3
	The regional or local public authorities	4
	Health professionals, doctors, nurses and pharmacists	5
	Media (television, radio, newspapers)	6
	Websites	7
	Online social networks	8
	People around you (colleagues, friends and family)	9
	Don't know	998
	ASK ALL	
Q7	On which topics would you like to get more information?	
	(SEVERAL ANSWERS POSSIBLE) (RANDOMISE 1, 2 AND 3; 998 IS EXCLUSIVE)	
	How COVID-19 vaccines are being developed, tested and authorised	1
	How safe COVID-19 vaccines are	2
	How effective COVID-19 vaccines are	3
	Other	4
	Don't know	998
	ASK ALL	
Q8	Thinking about the way the following institutions have handled the vaccination strategy, would you say you are...	
	(ONE ANSWER PER STATEMENT)	
	STATEMENTS	
Q8_1	the (NATIONALITY) government	
Q8_2	the European Union	
	RESPONSE SCALE	
	Very satisfied	1
	Fairly satisfied	2
	Fairly dissatisfied	3
	Not satisfied at all	4
	Don't know	998

	ASK ALL	
Q9	For each of the following statements, please tell me if it applies to you or not (ONE ANSWER PER STATEMENT)	
	STATEMENTS	
Q9_1	You know people who have tested positive to COVID-19	
Q9_2	You know people who have been ill because of COVID-19	
Q9_3	You have tested positive to COVID-19	
Q9_4	You have been ill because of COVID-19	
Q9_5	You fear you can be infected with COVID-19 in the future	
	RESPONSE SCALE	
	Yes	1
	No	2
	Don't know	998
	Prefer not to answer	999
	ASK ALL	
SD1	For each of the following statements, please tell me if it applies to you or not (ONE ANSWER PER STATEMENT)	
	STATEMENTS	
SD1_1	You have been vaccinated as a child	
SD1_2	You have been vaccinated as an adult (e.g. against yellow fever, tetanus, etc.)	
	RESPONSE SCALE	
	Yes	1
	No	2
	Don't know	998
	Prefer not to answer	999
	ASK ALL	
SD2	To what extent do you agree or disagree with the following statements about vaccines in general: (ONE ANSWER PER STATEMENT)	
	STATEMENTS	
SD2_1	Vaccines are safe	
SD2_2	Vaccines are effective	
	RESPONSE SCALE	
	Totally agree	1
	Tend to agree	2
	Tend to disagree	3
	Totally disagree	4
	Don't know	998

Q1	Quand aimeriez-vous vous faire vacciner contre la Covid-19 (coronavirus) ? (UNE SEULE RÉPONSE)	
	Dès que possible	1
	Courant 2021	2
	Plus tard	3
	Jamais	4
	J'ai déjà été vacciné(e)	5
	Ne sait pas	998
	Je préfère ne pas répondre	999

Q1 = 1, 2, 5

Q2a Voici une liste de raisons possibles pour se faire vacciner contre la Covid-19. Veuillez indiquer dans quelle mesure chaque raison est ou était importante dans votre prise de décision.  
(UNE SEULE RÉPONSE PAR LIGNE)

Q2a_1	Le vaccin contre la Covid-19 permettra de mettre fin à la pandémie	
Q2a_2	Le vaccin contre la Covid-19 m'empêchera d'attraper la Covid-19	
Q2a_3	Le vaccin contre la Covid-19 empêchera ma famille et d'autres personnes d'attraper la Covid-19	
Q2a_4	Le vaccin contre la Covid-19 me permettra de reprendre une vie professionnelle plus normale	
Q2a_5	Le vaccin contre la Covid-19 me permettra de voyager	
Q2a_6	Le vaccin contre la Covid-19 me permettra de voir ma famille et mes amis	
Q2a_7	Le vaccin contre la Covid-19 me permettra de me rendre dans des endroits tels que des restaurants, des cinémas ou des centres sportifs	
	Très importante	1
	Plutôt importante	2
	Plutôt pas importante	3
	Pas du tout importante	4
	Ne sait pas	998



Q1 = 3, 4

Q2b Voici une liste de raisons possibles pour ne pas se faire vacciner rapidement contre la Covid-19. Veuillez indiquer dans quelle mesure chaque raison est importante dans votre prise de décision. (UNE SEULE RÉPONSE PAR LIGNE)

- Q2b\_1 Je pense que la pandémie de Covid-19 sera bientôt terminée
- Q2b\_2 Je pense que le risque d'attraper la Covid-19 est très faible ou inexistant dans mon cas
- Q2b\_3 Je pense que le risque présenté par la Covid-19 en général est exagéré
- Q2b\_4 Je suis préoccupé(e) par les effets secondaires des vaccins contre la Covid-19
- Q2b\_5 Je pense que les vaccins contre la Covid-19 n'ont pas encore été suffisamment testés
- Q2b\_6 Je ne pense pas que les vaccins contre la Covid-19 soient efficaces
- Q2b\_7 Je suis contre les vaccins en général

Très importante	1
Plutôt importante	2
Plutôt pas importante	3
Pas du tout importante	4
Ne sait pas	998

Q3 Quelles affirmations parmi les suivantes correspondent à votre opinion ? Vous seriez plus enclin(e) à vous faire vacciner contre la Covid-19 si... Veuillez sélectionner toutes les réponses qui s'appliquent. (PLUSIEURS RÉPONSES POSSIBLES) (RANDOMISE 1-7)

Vous voyez plus de gens autour de vous se faire vacciner	1
Plus de gens se sont déjà faits vacciner et nous voyons que cela fonctionne et qu'il n'y a pas d'effets secondaires majeurs	2
Les personnes qui recommandent les vaccins sont elles-mêmes vaccinées	3
Votre/vos médecin(s) vous recommande(nt) de le faire	4
Les vaccins sont développés dans l'Union européenne	5
On dispose d'informations parfaitement claires sur la façon dont les vaccins sont développés, testés et autorisés	6
Vous êtes déjà très impatient(e) de vous faire vacciner / Vous êtes déjà vacciné(e)	7
Aucune de ces affirmations, vous ne vous ferez pas vacciner de toute façon	8
Ne sait pas	998

Q4 Dans quelle mesure êtes-vous d'accord ou non avec chacune des affirmations suivantes ?  
(UNE SEULE REPONSE)

Q4\_1 Dans l'ensemble, les avantages des vaccins contre la Covid-19 l'emportent sur les risques éventuels

Q4\_2 Je crois que les vaccins autorisés dans l'Union européenne sont sûrs

Q4\_3 Les vaccins contre la Covid-19 sont développés, testés et autorisés trop rapidement pour être sûrs

Q4\_4 Les vaccins contre la Covid-19 pourraient avoir des effets secondaires à long terme que l'on ne connaît pas encore

Q4\_5 Le vaccin est le seul moyen de mettre fin à la pandémie

Q4\_6 Vous ne comprenez pas pourquoi les gens sont réticents à se faire vacciner

Q4\_7 Des maladies graves ont disparu grâce aux vaccins

Tout à fait d'accord	1
Plutôt d'accord	2
Plutôt pas d'accord	3
Pas du tout d'accord	4
Ne sait pas	998

Q5 Dans quelle mesure êtes-vous d'accord ou non avec chacune des affirmations suivantes ?  
(UNE SEULE REPONSE)  
(RANDOMISE ITEMS 1 to 5)

Q5\_1 Vous pouvez éviter de contracter la Covid-19 sans vous faire vacciner

Q5\_2 Les pouvoirs publics ne sont pas suffisamment transparents sur les vaccins contre la Covid-19

Q5\_3 Tout le monde devrait se faire vacciner contre la Covid-19, c'est un devoir civique

Q5\_4 La vaccination contre la Covid-19 devrait être obligatoire

Q5\_5 L'Union européenne joue un rôle clé pour nous garantir l'accès aux vaccins contre la Covid-19 en (NOTRE PAYS)

Tout à fait d'accord	1
Plutôt d'accord	2
Plutôt pas d'accord	3
Pas du tout d'accord	4
Ne sait pas	998

Q6	À quelles sources parmi les suivantes feriez-vous le plus confiance pour vous informer de façon fiable sur les vaccins contre la Covid-19 ? (PLUSIEURS RÉPONSES POSSIBLES) (RANDOMISE 1-9)	
	L'Union européenne	1
	Le Gouvernement (NATIONALITÉ)	2
	Les autorités sanitaires (NATIONALITÉ)	3
	Les pouvoirs publics régionaux ou locaux	4
	Les professionnels de santé, médecins, infirmiers et pharmaciens	5
	Les médias (télévision, radio, presse)	6
	Les sites Internet	7
	Les réseaux sociaux en ligne	8
	Les personnes autour de vous (collègues, amis et famille)	9
	Ne sait pas	998
Q7	Sur quels sujets aimeriez-vous obtenir plus d'informations ? (PLUSIEURS RÉPONSES POSSIBLES) (RANDOMISE 1, 2 AND 3)	
	La façon dont les vaccins contre la Covid-19 sont développés, testés et autorisés	1
	Le niveau d'innocuité des vaccins contre la Covid-19	2
	Le niveau d'efficacité des vaccins contre la Covid-19	3
	Autre	4
	Ne sait pas	998
Q8	En pensant à la manière dont les institutions suivantes ont géré la stratégie de vaccination, diriez-vous que vous êtes... ? (UNE SEULE RÉPONSE PAR LIGNE)	
Q8_1	Le Gouvernement (NATIONALITÉ)	
Q8_2	L'Union européenne	
	Très satisfait(e)	1
	Plutôt satisfait(e)	2
	Plutôt insatisfait(e)	3
	Pas du tout satisfait(e)	4
	Ne sait pas	998
Q9	Pour chacune des affirmations suivantes, veuillez me dire si elle s'applique à vous ou non. (UNE SEULE REPONSE)	
Q9_1	Vous connaissez des personnes qui ont été testées positives à la Covid-19	
Q9_2	Vous connaissez des personnes qui ont été malades de la Covid-19	
Q9_3	Vous avez été testé(e) positif(ve) à la Covid-19	
Q9_4	Vous avez été malade de la Covid-19	
Q9_5	Vous craignez de contracter la Covid-19 à l'avenir	
	Oui	1
	Non	2
	Ne sait pas	998
	Je préfère ne pas répondre	999

SD1 Pour chacune des affirmations suivantes, veuillez me dire si elle s'applique à vous ou non.  
(UNE SEULE REPONSE)

SD1\_1 Vous avez été vacciné(e) lorsque vous étiez enfant

SD1\_2 Vous avez été vacciné(e) à l'âge adulte (contre la fièvre jaune, le tétanos, etc.)

Oui	1
Non	2
Ne sait pas	998
Je préfère ne pas répondre	999

SD2 Dans quelle mesure êtes-vous d'accord ou non avec chacune des affirmations suivantes sur les vaccins en général ?  
(UNE SEULE REPONSE)

SD2\_1 Les vaccins sont sûrs

SD2\_2 Les vaccins sont efficaces





























Tout à fait d'accord	1
Plutôt d'accord	2
Plutôt pas d'accord	3
Pas du tout d'accord	4
Ne sait pas	998

	ASK ALL	
D4	How old were you when you stopped full-time education?	
	NUMERIC FIELD, 2 DIGITS, FOLLOWED BY: (years) [VALID RANGE 0-99, INTEGERS ONLY]	
	Still in full-time education	996
	Never been in full-time education	997
	Don't know	998
	Refusal	999
	please review your answer or continue to confirm your response.	
	RANGE CHECK (HARD); ERROR MESSAGE: Please enter a value between 0 and 99.	
	ASK ALL	
D5a	As far as your current occupation is concerned, would you say you are...?	
	Self-employed	1
	Employee	2
	Manual worker	3
	Without a professional activity	4
	Refusal	999
	ASK IF D5a=1	
D5b	Would you say you are...?	
	Farmer, forester, fisherman	1
	Owner of shop, craftsman	2
	Professional (lawyer, medical practitioner, accountant, architect,...)	3
	Manager of a company	4
	Other	5
	Refusal	999
	ASK IF D5a=2	
D5c	Would you say you are...?	
	Professional (employed doctor, lawyer, accountant, architect, ...)	6
	General management, director or top management	7
	Middle management	8
	Civil servant	9
	Office clerk	10
	Other employee (salesman, nurse, ...)	11
	Other	12
	Refusal	999
	ASK IF D5a=3	
D5d	Would you say you are...?	
	Supervisor/foreman (team manager, ...)	13
	Manual worker	14
	Unskilled manual worker	15
	Other	16
	Refusal	999
	ASK IF D5a=4	
D5e	Would you say you are...?	
	Looking after the home	17
	Student (full-time)	18
	Retired	19
	Seeking a job	20

	Other	21
	Refusal	999
	ASK ALL	
D13	Would you say you live in...?	
	A rural area or village	1
	Small or medium-sized town	2
	Large town/city	3
	ASK ALL	
D22	How many people aged 15 years or more live in your household, yourself included?	
	NUMERIC FIELD, 2 DIGITS [VALID RANGE 1-30, INTEGERS ONLY]	
	Don't know	998
	Refusal	999
	answer or continue to confirm your response.	
	RANGE CHECK (HARD); ERROR MESSAGE: Please enter a value between 1 and 30.	
	ASK ALL	
D23	How many children under the age of 15 are living in your household?	
	NUMERIC FIELD, 2 DIGITS [VALID RANGE 0-20, INTEGERS ONLY]	
	Don't know	998
	Refusal	999
	answer or continue to confirm your response.	
	RANGE CHECK (HARD); ERROR MESSAGE: Please enter a value between 0 and 20.	

## Technical specifications

Between 21 and 26 May 2021, Ipsos European Public affairs carried out the Flash Eurobarometer 494 at the request of the European Commission, Directorate-General for Communication. It is a general public survey coordinated by the Directorate-General for Communication, “Media monitoring and Eurobarometer” Unit. This Flash Eurobarometer covers the population of EU citizens, residents in one of the 27 Member States of the EU and aged 15 years and over.

	Number of interviews	Fieldwork dates	Population 15+ (absolute number)	Population 15+ (as % of EU27 population)
EU27 	<b>26 106</b>	<b>21.05.2021-26.05.2021</b>	<b>379 697 871</b>	<b>100%</b>
BE 	1 001	21.05.2021-22.05.2021	9 580 326	2.52%
BG 	1 014	21.05.2021-25.05.2021	5 949 224	1.57%
CZ 	1 009	21.05.2021-21.05.2021	8 983 737	2.37%
DK 	1 004	21.05.2021-26.05.2021	4 869 645	1.28%
DE 	1 052	21.05.2021-23.05.2021	71 775 452	18.90%
EE 	1 007	21.05.2021-25.05.2021	1 110 274	0.29%
IE 	1 052	21.05.2021-24.05.2021	3 958 375	1.04%
EL 	1 040	21.05.2021-26.05.2021	9 191 046	2.42%
ES 	1 008	21.05.2021-22.05.2021	40 455 461	10.65%
FR 	1 001	21.05.2021-26.05.2021	55 281 445	14.56%
HR 	1 043	21.05.2021-24.05.2021	3 476 694	0.92%
IT 	1 061	21.05.2021-26.05.2021	51 913 934	13.67%
CY 	513	21.05.2021-25.05.2021	745 621	0.20%
LV 	1 019	21.05.2021-25.05.2021	1 602 487	0.42%
LT 	1 113	21.05.2021-26.05.2021	2 371 346	0.62%
LU 	511	21.05.2021-26.05.2021	526 031	0.14%
HU 	1 001	21.05.2021-25.05.2021	8 348 190	2.20%
MT 	515	21.05.2021-26.05.2021	445 406	0.12%
NL 	1 008	21.05.2021-24.05.2021	14 681 486	3.87%
AT 	1 067	21.05.2021-26.05.2021	7 618 004	2.01%
PL 	1 020	21.05.2021-26.05.2021	32 096 067	8.45%
PT 	1 014	21.05.2021-26.05.2021	8 898 924	2.34%
RO 	1 007	21.05.2021-25.05.2021	16 297 460	4.29%
SI 	1 012	21.05.2021-26.05.2021	1 780 059	0.47%
SK 	1 005	21.05.2021-25.05.2021	4 594 153	1.21%
FI 	1 004	21.05.2021-25.05.2021	4 654 256	1.23%
SE 	1 005	21.05.2021-26.05.2021	8 492 768	2.24%

All interviews were carried via **Computer-Assisted Web Interviewing (CAWI)**, using Ipsos online panels and their partner network. Respondents were selected from online access panels, groups of pre-recruited individuals who have agreed to take part in research. **Sampling quota** were set based on age (15-24 year-olds, 25-34 year-olds, 35-44 year-olds, 45-54 year-olds, 55-64 year-olds and 65+ year-olds), gender and geographic region (NUTS1, NUTS2 or NUTS 3, depending on the size of the country and the number of NUTS regions).

When using quota sampling, a response rate cannot be calculated meaningfully for the lack of a definite gross sample because the underlying assumption with this type of sampling is that all units fulfilling the criteria of a given quota are interchangeable. Moreover, as is common practice across all major panel providers, Ipsos uses a survey router<sup>5</sup>; this implies that there is no gross sample that can be determined. ESOMAR guidelines recognise that the use of routers makes calculation of response (and refusal) rates difficult, if not impossible.




























The table on the following page gives more information on the **break-off rate** (respondents who started the survey but did not complete all questions, i.e. partially completed questionnaires). The number of breaks offs is higher in Cyprus and Malta; this due to the recruitment partially being done via social media networks.

The table also shows the number of **interviews removed due to low quality**. The online survey data are evaluated by several quality markers that feed into an overall quality score for each respondent (survey length and speeding, straight lining and proportion of “don’t know” answers). Interviews that do not pass a lower threshold for this quality score are removed from the final data.

---

<sup>5</sup> A survey router is a software system that allocates willing respondents to surveys for which they are likely to qualify. Respondents are directed to the router as a result of a general invitation from the router itself or after not qualifying for another survey in which they had been directly invited to participate.



	Number of questionnaires completed in full	Number of questionnaires removed due to low quality	Low quality rate (out of questionnaires completed in full)	Number of questionnaires completed in part	Break-off rate (out of total questionnaires)
BE 	1001	11	1.1%	36	3.4%
BG 	1014	12	1.2%	76	6.9%
CZ 	1009	3	0.3%	51	4.8%
DK 	1004	14	1.4%	42	4.0%
DE 	1052	9	0.8%	36	3.3%
EE 	1007	5	0.5%	71	6.6%
IE 	1052	4	0.4%	53	4.8%
EL 	1040	8	0.8%	79	7.0%
ES 	1008	9	0.9%	72	6.6%
FR 	1001	9	0.9%	30	2.9%
HR 	1043	6	0.6%	94	8.2%
IT 	1061	7	0.7%	46	4.1%
CY 	513	1	0.2%	42	7.6%
LV 	1019	7	0.7%	60	5.5%
LT 	1113	3	0.3%	63	5.3%
LU 	511	0	0.0%	112	18.0%
HU 	1001	2	0.2%	39	3.7%
MT 	515	0	0.0%	183	26.2%
NL 	1008	6	0.6%	53	5.0%
AT 	1067	11	1.0%	90	7.7%
PL 	1020	24	2.3%	41	3.8%
PT 	1014	4	0.4%	89	8.0%
RO 	1007	7	0.7%	37	3.5%
SI 	1012	6	0.6%	62	5.7%
SK 	1005	7	0.7%	58	5.4%
FI 	1004	12	1.2%	132	11.5%
SE 	1005	12	1.2%	47	4.4%

## Margin of error

Survey results are subject to sampling tolerances. The “margin of error” quantifies uncertainty about (or confidence in) a survey result. As a general rule, the more interviews conducted (sample size), the smaller the margin of error. A sample of 500 will produce a margin of error of not more than 4.4 percentage points, and a sample of 1 000 will produce a margin of error of not more than 3.1 percentage points.

### Statistical margins due to sampling tolerances (at the 95% level of confidence)

various sample sizes are in rows various observed results are in columns

	5%	10%	25%	50%	75%	90%	95%
n=50	±6.0	±8.3	±12.0	±13.9	±12.0	±8.3	±6.0
n=100	±4.3	±5.9	±8.5	±9.8	±8.5	±5.9	±4.3
n=200	±3.0	±4.2	±6.0	±6.9	±6.0	±4.2	±3.0
n=500	±1.9	±2.6	±3.8	±4.4	±3.8	±2.6	±1.9
n=1000	±1.4	±1.9	±2.7	±3.1	±2.7	±1.9	±1.4
n=1500	±1.1	±1.5	±2.2	±2.5	±2.2	±1.5	±1.1
n=2000	±1.0	±1.3	±1.9	±2.2	±1.9	±1.3	±1.0

© European Communities  
The Eurobarometer questionnaires are reproduced  
by permission of its publishers,  
the Office for Official Publications of the European Communities,  
2 rue Mercier, L-2985 Luxembourg